

**TIBCO ActiveMatrix
BusinessWorks™ Service
Engine Plug-in for SmartMapper**

Release Notes

*Software Release 5.5
June 2011*

Important Information

SOME TIBCO SOFTWARE EMBEDS OR BUNDLES OTHER TIBCO SOFTWARE. USE OF SUCH EMBEDDED OR BUNDLED TIBCO SOFTWARE IS SOLELY TO ENABLE THE FUNCTIONALITY (OR PROVIDE LIMITED ADD-ON FUNCTIONALITY) OF THE LICENSED TIBCO SOFTWARE. THE EMBEDDED OR BUNDLED SOFTWARE IS NOT LICENSED TO BE USED OR ACCESSED BY ANY OTHER TIBCO SOFTWARE OR FOR ANY OTHER PURPOSE.

USE OF TIBCO SOFTWARE AND THIS DOCUMENT IS SUBJECT TO THE TERMS AND CONDITIONS OF A LICENSE AGREEMENT FOUND IN EITHER A SEPARATELY EXECUTED SOFTWARE LICENSE AGREEMENT, OR, IF THERE IS NO SUCH SEPARATE AGREEMENT, THE CLICKWRAP END USER LICENSE AGREEMENT WHICH IS DISPLAYED DURING DOWNLOAD OR INSTALLATION OF THE SOFTWARE (AND WHICH IS DUPLICATED IN LICENSE.PDF) OR IF THERE IS NO SUCH SOFTWARE LICENSE AGREEMENT OR CLICKWRAP END USER LICENSE AGREEMENT, THE LICENSE(S) LOCATED IN THE "LICENSE" FILE(S) OF THE SOFTWARE. USE OF THIS DOCUMENT IS SUBJECT TO THOSE TERMS AND CONDITIONS, AND YOUR USE HEREOF SHALL CONSTITUTE ACCEPTANCE OF AND AN AGREEMENT TO BE BOUND BY THE SAME.

This document contains confidential information that is subject to U.S. and international copyright laws and treaties. No part of this document may be reproduced in any form without the written authorization of TIBCO Software Inc.

TIB, TIBCO, TIBCO Adapter, Predictive Business, Information Bus, The Power of Now, TIBCO ActiveMatrix BusinessWorks, TIBCO Designer, TIBCO Administrator, TIBCO BusinessWorks Service Engine, and TIBCO Business Studio are either registered trademarks or trademarks of TIBCO Software Inc. in the United States and/or other countries.

All other product and company names and marks mentioned in this document are the property of their respective owners and are mentioned for identification purposes only.

THIS SOFTWARE MAY BE AVAILABLE ON MULTIPLE OPERATING SYSTEMS. HOWEVER, NOT ALL OPERATING SYSTEM PLATFORMS FOR A SPECIFIC SOFTWARE VERSION ARE RELEASED AT THE SAME TIME. SEE THE README.TXT FILE FOR THE AVAILABILITY OF THIS SOFTWARE VERSION ON A SPECIFIC OPERATING SYSTEM PLATFORM.

THIS DOCUMENT IS PROVIDED "AS IS" WITHOUT WARRANTY OF ANY KIND, EITHER EXPRESS OR IMPLIED, INCLUDING, BUT NOT LIMITED TO, THE IMPLIED WARRANTIES OF MERCHANTABILITY, FITNESS FOR A PARTICULAR PURPOSE, OR NON-INFRINGEMENT.

THIS DOCUMENT COULD INCLUDE TECHNICAL INACCURACIES OR TYPOGRAPHICAL ERRORS. CHANGES ARE PERIODICALLY ADDED TO THE INFORMATION HEREIN; THESE CHANGES WILL BE INCORPORATED IN NEW EDITIONS OF THIS DOCUMENT. TIBCO SOFTWARE INC. MAY MAKE IMPROVEMENTS AND/OR CHANGES IN THE PRODUCT(S) AND/OR THE PROGRAM(S) DESCRIBED IN THIS DOCUMENT AT ANY TIME.

THE CONTENTS OF THIS DOCUMENT MAY BE MODIFIED AND/OR QUALIFIED, DIRECTLY OR INDIRECTLY, BY OTHER DOCUMENTATION WHICH ACCOMPANIES THIS SOFTWARE, INCLUDING BUT NOT LIMITED TO ANY RELEASE NOTES AND "READ ME" FILES.

Copyright © 2011 TIBCO Software Inc. ALL RIGHTS RESERVED.

TIBCO Software Inc. Confidential Information

Contents

- Preface v**
- Typographical Conventions vi
- Connecting with TIBCO Resources viii
 - How to Join TIBCOCommunity viii
 - How to Access All TIBCO Documentation viii
 - How to Contact TIBCO Support viii
- Release Notes 1**
- New Features 2
 - Release 5.5.0 2
- Changes in Functionality 3
- Deprecated and Removed Features 4
- Migration and Compatibility 5
- Closed Issues 6
- Known Issues 7

Preface

TIBCO ActiveMatrix BusinessWorks Service Engine Plug-in for SmartMapper is a runtime product. It enables the TIBCO ActiveMatrix BusinessWorks SmartMapper project to run in the TIBCO ActiveMatrix environment.

Topics

- [Typographical Conventions, page vi](#)
- [Connecting with TIBCO Resources, page viii](#)




Typographical Conventions

The following typographical conventions are used in this manual.

Table 1 General Typographical Conventions

Convention	Use
<i>TIBCO_HOME</i> <i>ENV_HOME</i>	<p>Many TIBCO products must be installed within the same home directory. This directory is referenced in documentation as <i>TIBCO_HOME</i>. The default value of <i>TIBCO_HOME</i> depends on the operating system. For example, on Windows systems, the default value is C:\tibco.</p> <p>Other TIBCO products are installed into an <i>installation environment</i>. Incompatible products and multiple instances of the same product are installed into different installation environments. An environment home directory is referenced in documentation as <i>ENV_HOME</i>. The default value of <i>ENV_HOME</i> depends on the operating system. For example, on Windows systems, the default value is C:\tibco.</p>
code font	<p>Code font identifies commands, code examples, filenames, pathnames, and output displayed in a command window. For example:</p> <p>Use MyCommand to start the foo process.</p>
bold code font	<p>Bold code font is used in the following ways:</p> <ul style="list-style-type: none">• In procedures, to indicate what a user types. For example: Type admin.• In large code samples, to indicate the parts of the sample that are of particular interest.• In command syntax, to indicate the default parameter for a command. For example, if no parameter is specified, MyCommand is enabled: MyCommand [enable disable]
<i>italic font</i>	<p>Italic font is used in the following ways:</p> <ul style="list-style-type: none">• To indicate a document title. For example: See <i>TIBCO BusinessWorks Concepts</i>.• To introduce new terms. For example: A portal page may contain several portlets. <i>Portlets</i> are mini-applications that run in a portal.• To indicate a variable in a command or code syntax that you must replace. For example: MyCommand <i>pathname</i>

Table 1 General Typographical Conventions (Cont'd)

Convention	Use
Key combinations	<p>Key name separated by a plus sign indicate keys pressed simultaneously. For example: Ctrl+C.</p> <p>Key names separated by a comma and space indicate keys pressed one after the other. For example: Esc, Ctrl+Q.</p>
	The note icon indicates information that is of special interest or importance, for example, an additional action required only in certain circumstances.
	The tip icon indicates an idea that could be useful, for example, a way to apply the information provided in the current section to achieve a specific result.
	The warning icon indicates the potential for a damaging situation, for example, data loss or corruption if certain steps are taken or not taken.

Connecting with TIBCO Resources

How to Join TIBCOCommunity

TIBCOCommunity is an online destination for TIBCO customers, partners, and resident experts, a place to share and access the collective experience of the TIBCO community. TIBCOCommunity offers forums, blogs, and access to a variety of resources. To register, go to <http://www.tibcommunity.com>.

How to Access All TIBCO Documentation

After you join TIBCOCommunity, you can access the documentation for all supported product versions here:

<http://docs.tibco.com/TibcoDoc>

How to Contact TIBCO Support

For comments or problems with this manual or the software it addresses, please contact TIBCO Support as follows:

- For an overview of TIBCO Support, and information about getting started with TIBCO Support, visit this site:

<http://www.tibco.com/services/support>

- If you already have a valid maintenance or support contract, visit this site:

<https://support.tibco.com>

Entry to this site requires a username and password. If you do not have a username, you can request one.

Release Notes

Check the TIBCO Product Support web site at <https://support.tibco.com> for product information that was not available at release time. Entry to this site requires a username and password. If you do not have a username, you can request one. You must have a valid maintenance or support contract to use this site.

Topics

- [New Features, page 2](#)
- [Changes in Functionality, page 3](#)
- [Deprecated and Removed Features, page 4](#)
- [Migration and Compatibility, page 5](#)
- [Closed Issues, page 6](#)
- [Known Issues, page 7](#)

New Features

This section lists features of this product.

Release 5.5.0

The following are new features in this release:

- **Support for Universal Installer**
- **Support for TIBCO ActiveMatrix Environments** The TIBCO ActiveMatrix BusinessWorks Service Engine Plug-in for SmartMapper enables the TIBCO ActiveMatrix BusinessWorks SmartMapper project to run in the ActiveMatrix environment.

Changes in Functionality

There are no changes in functionality in this release.

Deprecated and Removed Features

No features are deprecated in this release.

Migration and Compatibility

There are no migration procedures or compatibility issues in this release.

Closed Issues

There are no closed issues to report in this release.

Known Issues

The table in this section lists known issues in this release.

Change Request ID	Summary/Workaround
SMSE-11	<p>Summary Adapter's life cycle cannot be managed in the TIBCO ActiveMatrix environment.</p> <p>Workaround Manage the Adapter's life cycle using classic TIBCO Administrator.</p>
SMSE-12	<p>Summary When the Runtime and Documentation components are installed separately using Universal Installer's Customize Installation, only the component that was installed second is successfully removed during uninstallation.</p> <p>Workaround Install the Runtime and Documentation together.</p>
SMSE-16	<p>Summary File-based storage is not supported by TIBCO ActiveMatrix BusinessWorks Service Engine Plug-in for SmartMapper.</p> <p>Workaround None.</p>

