



TIBCO EBX® GO Add-on

Version 3.1.4

June 2022

Important Information

SOME TIBCO SOFTWARE EMBEDS OR BUNDLES OTHER TIBCO SOFTWARE. USE OF SUCH EMBEDDED OR BUNDLED TIBCO SOFTWARE IS SOLELY TO ENABLE THE FUNCTIONALITY (OR PROVIDE LIMITED ADD-ON FUNCTIONALITY) OF THE LICENSED TIBCO SOFTWARE. THE EMBEDDED OR BUNDLED SOFTWARE IS NOT LICENSED TO BE USED OR ACCESSED BY ANY OTHER TIBCO SOFTWARE OR FOR ANY OTHER PURPOSE.

USE OF TIBCO SOFTWARE AND THIS DOCUMENT IS SUBJECT TO THE TERMS AND CONDITIONS OF A LICENSE AGREEMENT FOUND IN EITHER A SEPARATELY EXECUTED SOFTWARE LICENSE AGREEMENT, OR, IF THERE IS NO SUCH SEPARATE AGREEMENT, THE CLICKWRAP END USER LICENSE AGREEMENT WHICH IS DISPLAYED DURING DOWNLOAD OR INSTALLATION OF THE SOFTWARE (AND WHICH IS DUPLICATED IN THE LICENSE FILE) OR IF THERE IS NO SUCH SOFTWARE LICENSE AGREEMENT OR CLICKWRAP END USER LICENSE AGREEMENT, THE LICENSE(S) LOCATED IN THE "LICENSE" FILE(S) OF THE SOFTWARE. USE OF THIS DOCUMENT IS SUBJECT TO THOSE TERMS AND CONDITIONS, AND YOUR USE HEREOF SHALL CONSTITUTE ACCEPTANCE OF AND AN AGREEMENT TO BE BOUND BY THE SAME.

ANY SOFTWARE ITEM IDENTIFIED AS THIRD PARTY LIBRARY IS AVAILABLE UNDER SEPARATE SOFTWARE LICENSE TERMS AND IS NOT PART OF A TIBCO PRODUCT. AS SUCH, THESE SOFTWARE ITEMS ARE NOT COVERED BY THE TERMS OF YOUR AGREEMENT WITH TIBCO, INCLUDING ANY TERMS CONCERNING SUPPORT, MAINTENANCE, WARRANTIES, AND INDEMNITIES. DOWNLOAD AND USE OF THESE ITEMS IS SOLELY AT YOUR OWN DISCRETION AND SUBJECT TO THE LICENSE TERMS APPLICABLE TO THEM. BY PROCEEDING TO DOWNLOAD, INSTALL OR USE ANY OF THESE ITEMS, YOU ACKNOWLEDGE THE FOREGOING DISTINCTIONS BETWEEN THESE ITEMS AND TIBCO PRODUCTS.

This document is subject to U.S. and international copyright laws and treaties. No part of this document may be reproduced in any form without the written authorization of TIBCO Software Inc.

TIBCO and TIBCO EBX are either registered trademarks or trademarks of TIBCO Software Inc. in the United States and/or other countries.

All other product and company names and marks mentioned in this document are the property of their respective owners and are mentioned for identification purposes only.

This software may be available on multiple operating systems. However, not all operating system platforms for a specific software version are released at the same time. Please see the readme.txt file for the availability of this software version on a specific operating system platform.

THIS DOCUMENT IS PROVIDED "AS IS" WITHOUT WARRANTY OF ANY KIND, EITHER EXPRESS OR IMPLIED, INCLUDING, BUT NOT LIMITED TO, THE IMPLIED WARRANTIES OF MERCHANTABILITY, FITNESS FOR A PARTICULAR PURPOSE, OR NON-INFRINGEMENT.

THIS DOCUMENT COULD INCLUDE TECHNICAL INACCURACIES OR TYPOGRAPHICAL ERRORS. CHANGES ARE PERIODICALLY ADDED TO THE INFORMATION HEREIN; THESE CHANGES WILL BE INCORPORATED IN NEW EDITIONS OF THIS DOCUMENT. TIBCO SOFTWARE INC. MAY MAKE IMPROVEMENTS AND/OR CHANGES IN THE PRODUCT(S) AND/OR THE PROGRAM(S) DESCRIBED IN THIS DOCUMENT AT ANY TIME.

THE CONTENTS OF THIS DOCUMENT MAY BE MODIFIED AND/OR QUALIFIED, DIRECTLY OR INDIRECTLY, BY OTHER DOCUMENTATION WHICH ACCOMPANIES THIS SOFTWARE, INCLUDING BUT NOT LIMITED TO ANY RELEASE NOTES AND "READ ME" FILES.

This and other products of TIBCO Software Inc. may be covered by registered patents. Please refer to TIBCO's Virtual Patent Marking document (<https://www.tibco.com/patents>) for details.

Copyright 2006-2022. TIBCO Software Inc. All rights reserved.

Table of contents

User Guide

- 1. Welcome..... 8
- 2. Configuring the add-on..... 11
- 3. Enabling offline data access..... 15
- 4. Setting up map display..... 19
- 5. Installing the app.....25
- 6. Reference material.....27
- 7. Appendix..... 31

Release Notes

- 8. Version 3.1.4.....34
- 9. All release notes.....39

User Guide

CHAPTER 1

Welcome

This chapter contains the following topics:

1. [Overview](#)
2. [How does it work?](#)
3. [TIBCO EBX® Digital Asset Manager Add-on integration](#)

1.1 Overview

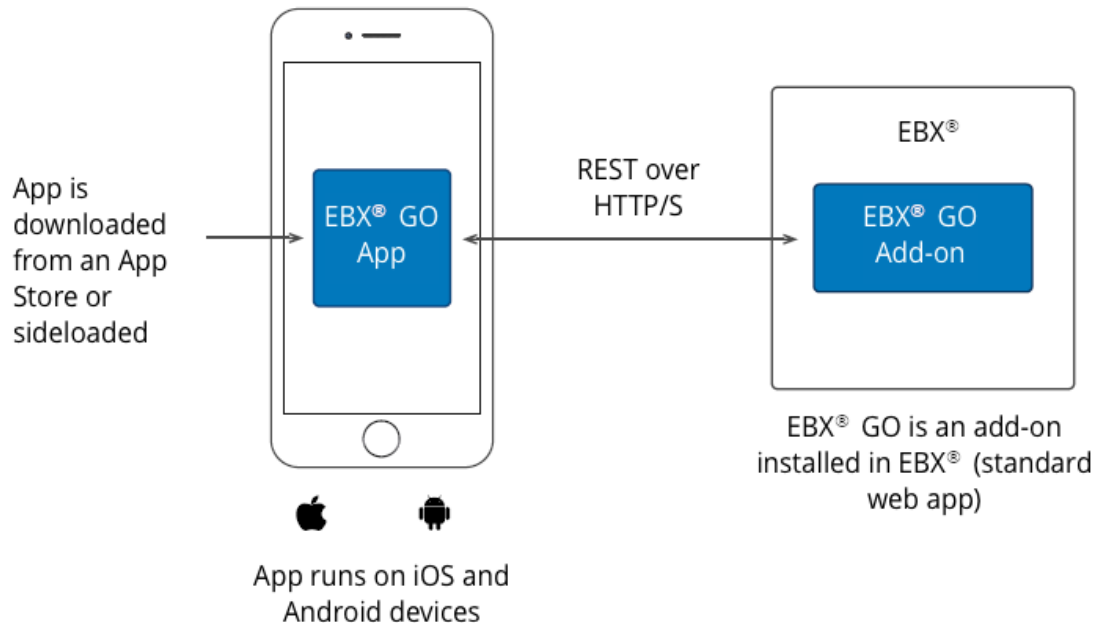
Designed to meet today's fast-paced, on-the-go business demands, the TIBCO EBX® GO Add-on allows users to search, filter, access and share data from anywhere on their mobile device. Additionally, users can accept and reject workflow items.

1.2 How does it work?

As illustrated below, the EBX® GO Add-on is comprised of two main components:

- The *Add-on* — As the server side component, administrators must first install and configure the add-on in TIBCO EBX®. Easily implemented configuration options determine what data users can access and how it is viewed. See [Configuring the add-on](#) [p 11] for more information.

- The *App* — The client side component (EBX® GO Add-on for iOS and EBX® GO Add-on for Android) is a native application that runs on iOS and Android devices. Business users download and install the app on their mobile device and connect to EBX® to access data.



See also

[Configuring the add-on](#) [p 11]

[Version 3.1.4](#) [p 34]

1.3 TIBCO EBX® Digital Asset Manager Add-on integration

In the app users can view and download assets managed by the EBX® Digital Asset Manager Add-on. Assets can be accessed from a record's details view. Additionally, while in the app's tabular view, a thumbnail of image assets can be displayed for each record. For example, this could be a useful way to show a profile, or product picture for each record. To enable display of image thumbnails in the app:

1. The first field in the record must be the *mediaType* field containing the asset to display. Users can still view assets contained in other fields, but they won't display as the record's thumbnail.
2. The field can only contain one asset. If it contains multiple assets, users will have to open the record details to view the assets.
3. The app supports the following image types for thumbnail display: .png, .jpg, .jpeg, .bmp, and .gif.

CHAPTER 2

Configuring the add-on

This chapter contains the following topics:

1. [Overview](#)
2. [How perspective elements map to the app](#)
3. [Associating a perspective and profile](#)
4. [Setting app colors and themes](#)

2.1 Overview

You enable users to access data via the mobile app by using EBX® perspectives. Perspectives determine which data users can access and how menus display in the app. For information on creating a perspective, see the *Using the EBX® user interface* heading in the EBX® *User Guide*. See [Associating a perspective and profile](#) [p 12] for add-on configuration steps.

Note

If you use an Enterprise Mobility Management (EMM) system, see the [Appendix](#) [p 31].

2.2 How perspective elements map to the app

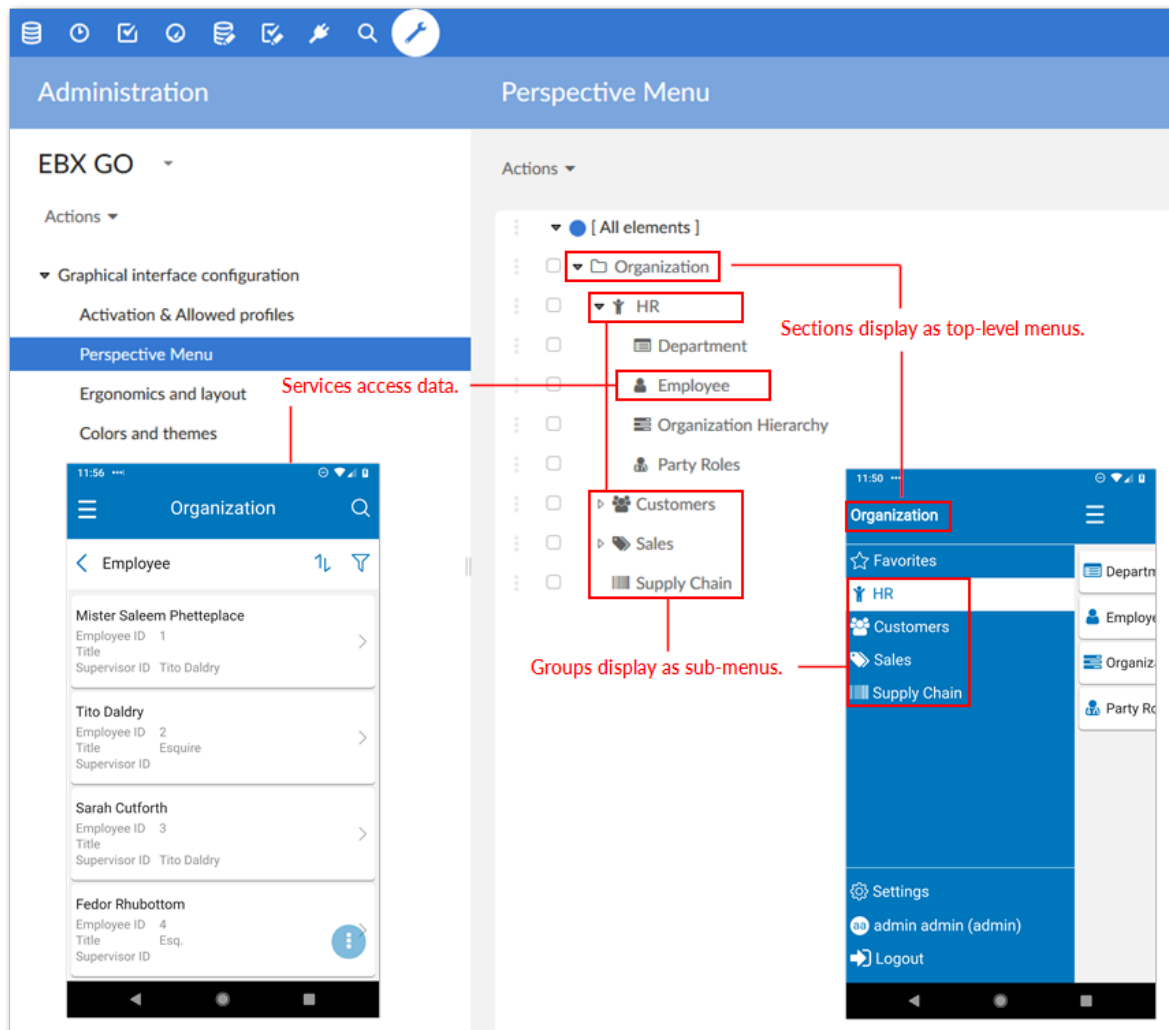
The following illustrates how components of an EBX® perspective translate to the mobile app:

- Each **Section** in a perspective displays as a main domain or menu option. Each **Group** displays as a sub-menu option.

- **Services** provide access to data.

Note

To display an association in the mobile app, you must publish the data model with the association's **Data services** field set to **Included in Data Services**.



2.3 Associating a perspective and profile

An association between perspective and profile allows users to access data included in the perspective. As described below, it is a straightforward process to associate profiles with perspectives:

1. Navigate to *Administration > User interface > User interface configuration > Advanced perspective*.
2. Open the perspective you want to make accessible via the app, or create a new perspective and select **Activation and Allowed profiles**.
3. Be sure the users to whom you want to grant access are included in the **Allowed profiles** list.

4. From the **Allowed devices** drop-down, select **EBX® GO Add-on**. If this perspective is meant only to be accessed from the add-on, ensure **EBX® Web application** is not listed as an allowed device. Otherwise, the perspective is accessible from the mobile and web applications.
5. After saving and closing, users included in the perspective's allowed profiles can view the perspective from their EBX® GO Add-on for iOS or EBX® GO Add-on for Android mobile applications.

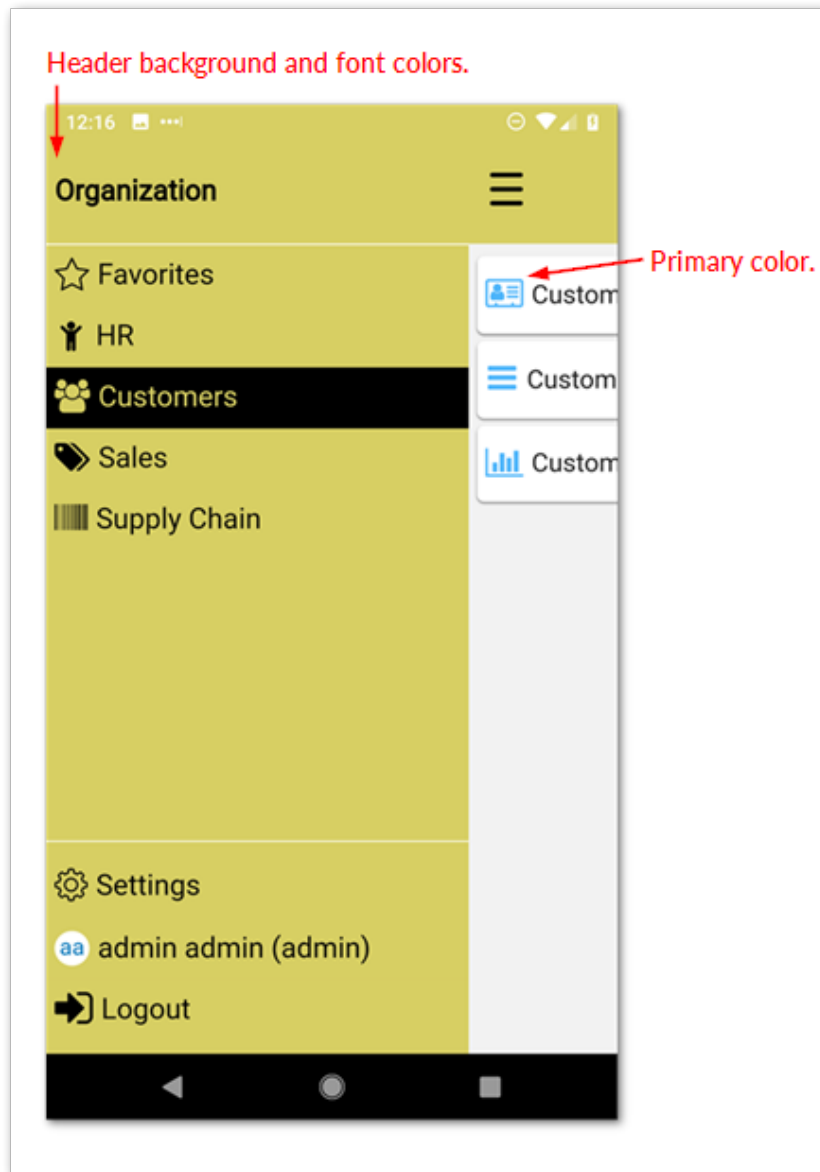
2.4 Setting app colors and themes

You can customize the colors and font displayed in the app to match your organization's branding. The display settings applied here override any existing perspective color settings when using the mobile app.

To change these settings:

1. Navigate to *Administration > TIBCO EBX® GO Add-on > Mobile interface configuration > Colors and themes*.

2. Update the desired settings. The following image outlines which areas of the app these settings apply to.



Note

The **Secondary color** options applies to other icons like the **Favorites** icon.

See also

[Installing the app](#) [p 25]

[Version 3.1.4](#) [p 34]

CHAPTER 3

Enabling offline data access

This chapter contains the following topics:

1. [Overview](#)
2. [Making data available offline](#)
3. [Tracking downloaded data](#)

3.1 Overview

You can allow users to download and access data when their device is offline, or not connected to a network. Just as when a user's device is connected to a network, they access the data via EBX® perspectives.

When enabling offline data access, you indicate the available mobile-enabled data perspectives and add a list of users and roles allowed to download the data. Each perspective can have multiple profiles explicitly allowed or disallowed to download that perspective's data. These permission settings allow you give only certain users the ability to download data, while others can still access the data, but only while online.

Attention

Users must use the **ENABLE CUSTOM AUTHENTICATION** option in the app to enable download of data.

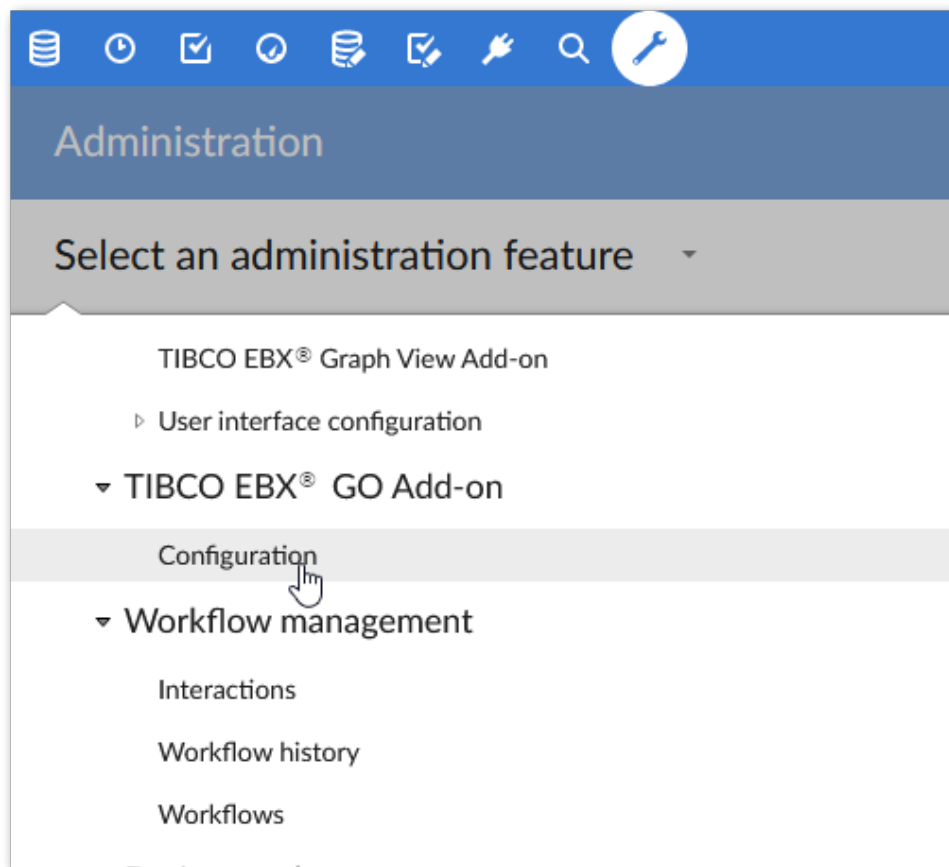
Features supported for offline data:

- Data is viewable using the default view only.
- Users can track and manage a list of their favorite offline records.
- Search is enabled.

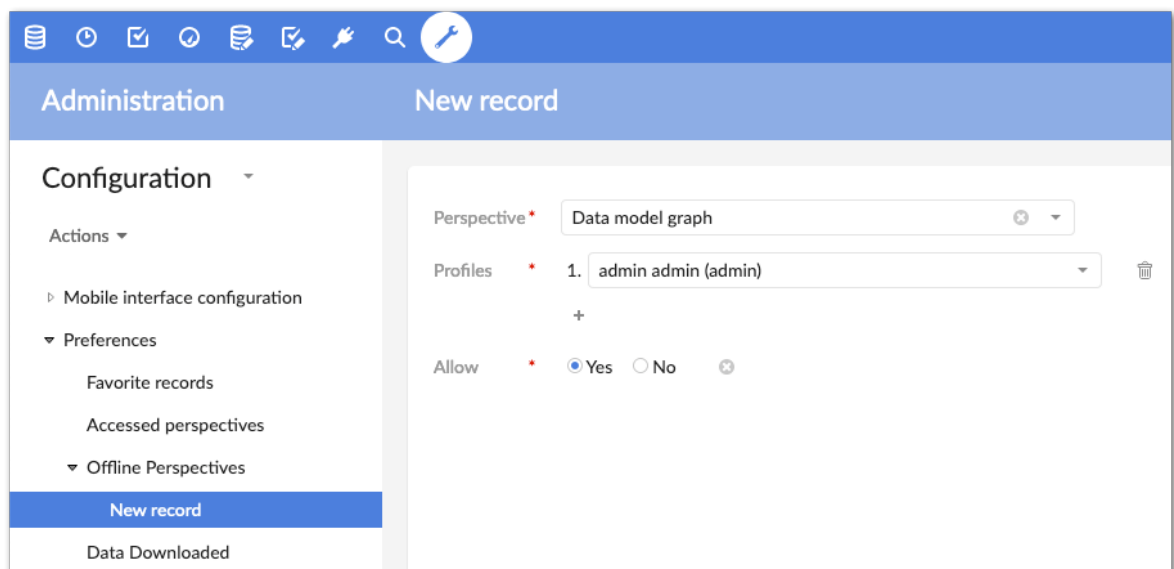
3.2 Making data available offline

To make a perspective's data available offline:

1. Access the add-on's configuration area by selecting the **Administration** option from the main menu bar and then *TIBCO EBX® GO Add-on > Configuration*.



2. Add a perspective to the **Offline Perspectives** table by creating a new record. This record also allows you to specify which profiles can download the perspective's data.



3. Save and close.

3.3 Tracking downloaded data

The add-on allows you to monitor downloaded data. To view this information, select the **Data Downloaded** table in the add-on's administration area. This table shows:

- Which data was downloaded.
- Who downloaded the data.
- When the download occurred.

CHAPTER 4

Setting up map display

This chapter contains the following topics:

1. [Overview](#)
2. [Adding a map to a data model](#)
3. [Configuring the map widget](#)
4. [API tokens from map providers](#)
5. [Adding a Coordinate Reference System \(CRS\)](#)

4.1 Overview

You can configure the add-on to use a widget to display maps in the mobile app. When users select a record that includes a defined map location, an interactive map displays according to the configuration options you set.

The add-on's configuration process for enabling map display involves the two main steps described below:

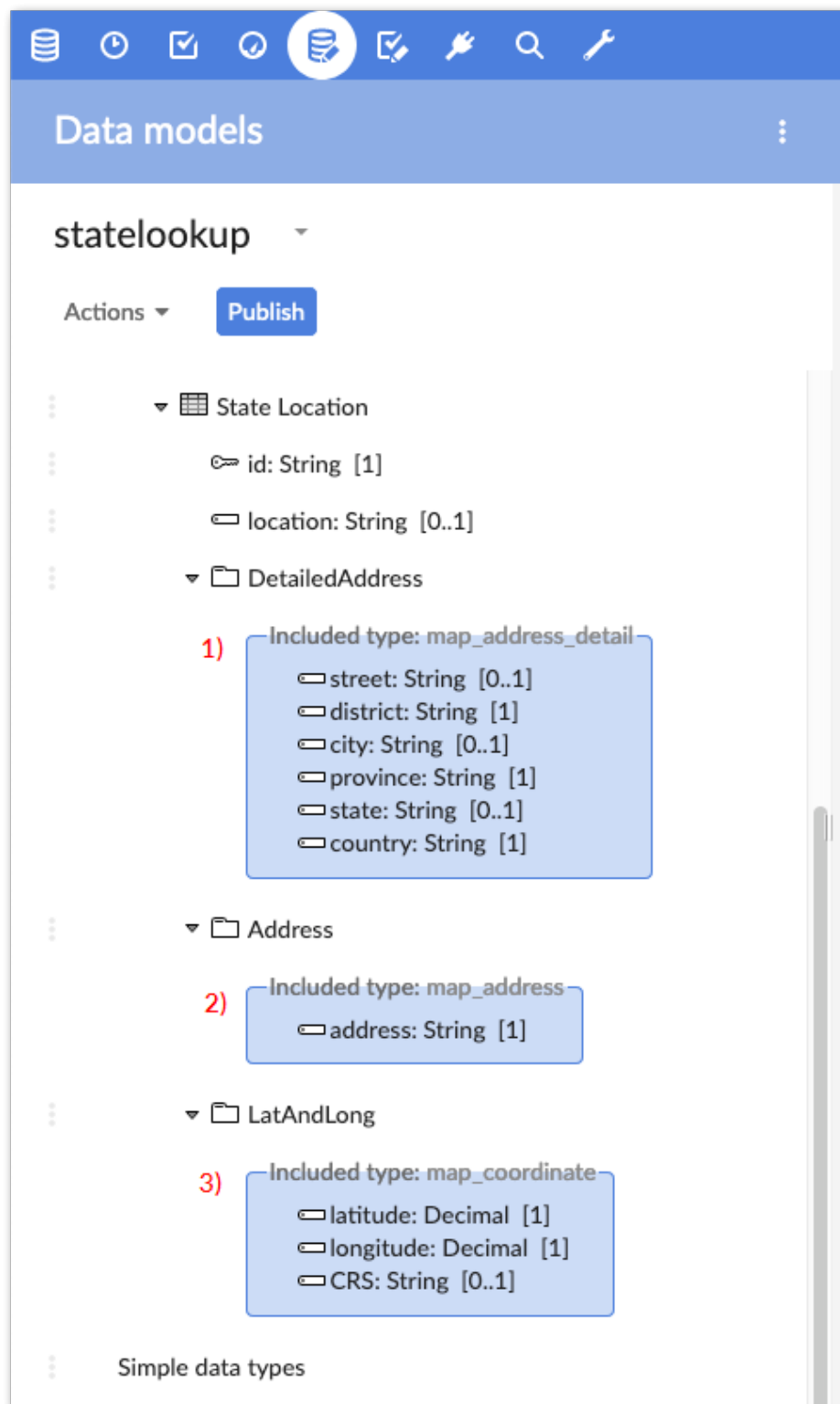
- Update a data model to include a special *map* data type field. See [Adding a map to a data model](#) [p 19] for more instructions.
- In the add-on, create a map component widget and link it to the map type data model field. During this step you specify permissions, display options and any other required parameters. See [Configuring the map widget](#) [p 23] for instructions.

4.2 Adding a map to a data model

A map widget must be linked to a data model field of type **map**. Since EBX® does not provide this type by default, you must add the **ebx-addon-common** module's `map-type.xsd` file to your model.

A map data type is an EBX® reusable type that, when used in your data model, adds a group and fields. You can choose a type from three options. Each variation accepts location data using a different format. This means that in order to display a map of a particular location, users must enter the location

using the format required by the chosen type. You can choose from the three options highlighted in the image and described below:



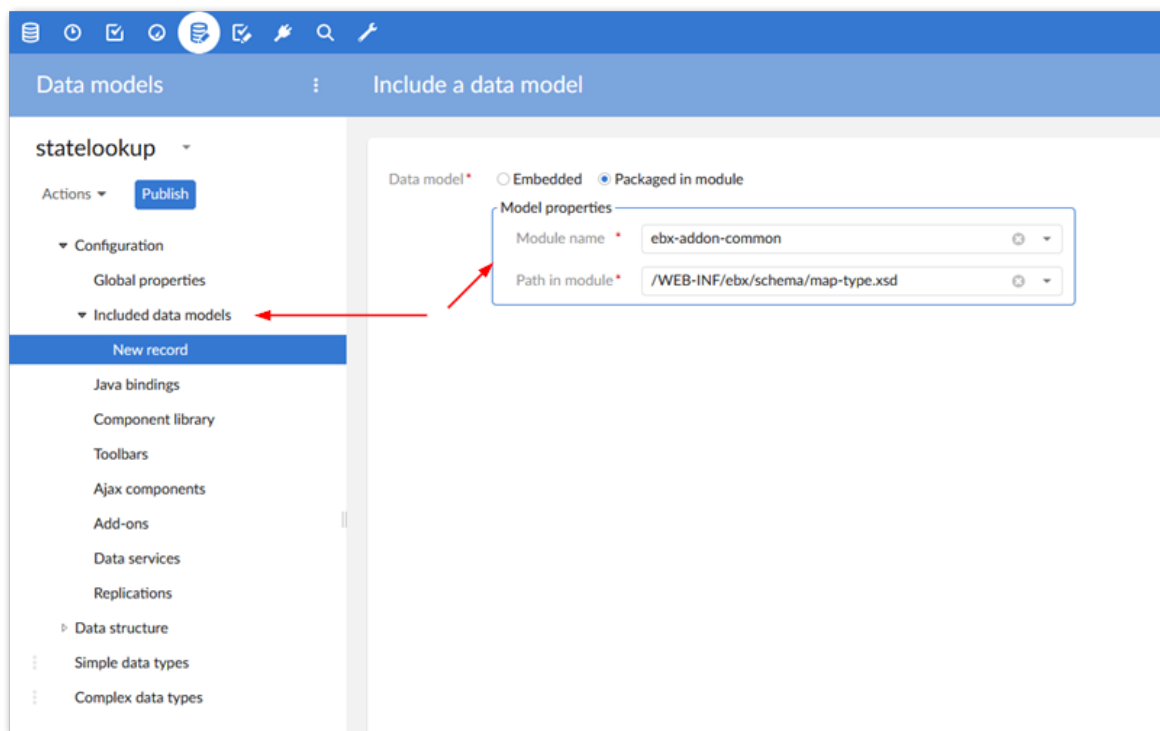
-
- 1) **map_address** allows users to enter an address as a single string. For example, **3307 Hillview Avenue Palo Alto, CA 94304 USA**.

 - 2) **map_address_detail** allows users to enter address information in predefined fields for street, district, city, province, state, and country. Note that the district, province, and country fields are required.

 - 3) **map_coordinate** allows users to enter a latitude and longitude in designated fields and specify a Coordinate Reference System (CRS) to use. The add-on includes a default CRS, but you can also add your own. See [Adding a Coordinate Reference System \(CRS\)](#) [p 24] for more details about adding a CRS.
-

The following steps show how to complete this task:

1. From the main menu bar, open the **Data Models** area and select the desired model.
2. In the **Navigation** pane, open *Configuration > Included data models* and select the + icon.



3. As shown above, select the **Packaged in module** option and in the **Model properties** group, choose **ebx-addon-common** for the **Module** name and select **/WEB-INF/ebx/schema/map-type.xsd** for the **Path in module** field. You can save and close the record.
4. Use the following steps to create a map type field:
 - Create a new field in your model.

- Enter required and optional information.
- For the **Kind of element**, select **Group**.
- Select **Reuse an existing type**.
- Select **Included data models** as the *Data type* and choose the desired map type from the drop-down menu. See the beginning of this section for information on each type.

Add an element

Configure the new element

Name *

Label and description ▼ English (United States)
► French (France)

Kind of element ☐ Field ☒ Group ☐ Association
☒ Reuse an existing type

Data type * ☐ Current data model ☒ Included data models

[not defined]

map_address

map_address_detail

map_coordinate

5. Save and publish your data model.

The next step is to link the field you just created with a map widget. See the next section for details.

4.3 Configuring the map widget

You configure a map widget component to link a map widget to a data model field. The configuration allows you to specify display options and any required additional parameters. To configure a map widget:

1. Access the **Administration** area from the main menu bar and navigate to *TIBCO EBX GO Add-on > Configuration > Widget Management > Widget Component*.
2. Create a new record and supply information for the required fields. The following image and table highlight some of the options.

The screenshot shows the 'Administration' console with the 'New record' tab selected. The left sidebar shows the navigation menu with 'Widget Component' expanded and 'New record' selected. The main area displays the configuration form for a new record. The form includes fields for Code, Name, User Permission, Widget Type, Data Model, Table, Field Path, Display Mode, Display Position, and Parameter. Red boxes and numbers highlight specific configuration options: (1) points to the 'User Permission' dropdown, (2) points to the 'Data Model' and 'Table' dropdowns, and (3) points to the 'Display Mode' dropdown.

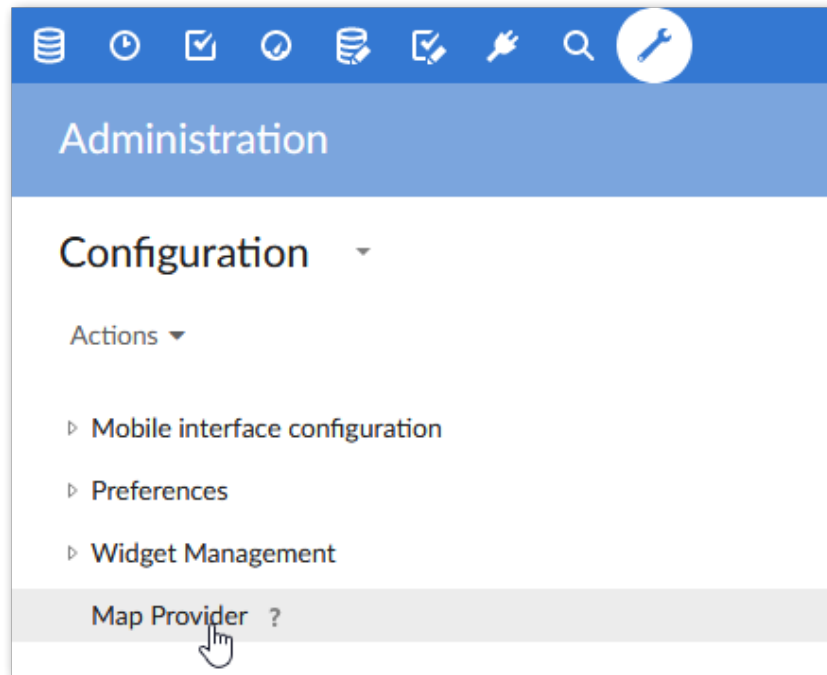
| Field | Value |
|------------------|---|
| Code | myMapWidget |
| Name | English (United States) Basic Map Type |
| User Permission | 1. User Profile: Mary Manager (manager) |
| Widget Type | Map |
| Data Model | Publication: statelookup |
| Table | Customer Location |
| Field Path | basicMap [./basicMap] |
| Display Mode | widgetOnly |
| Display Position | Top |
| Parameter | |

- | | |
|-----|---|
| (1) | Set user permissions for this map. |
| (2) | Define the path to the map type field through its data model and table. |
| (3) | Set display options for the widget. |

4.4 API tokens from map providers

By default, map widgets display maps using OpenStreetMap. You can use an additional provider such as Google and specify that maps for specific tables display using this provider. When adding a map

provider you can supply required API tokens. You can access the options to add a provider and API key using the **Map Provider** table.



4.5 Adding a Coordinate Reference System (CRS)

When you use the **map_coordinate** option in a map setup, the values (fields) used for defining a map location include latitude, longitude, and CRS. Users can choose from any configured CRS. The add-on includes a default CRS, however you can add additional options for users.

To add a CRS:

1. In the main menu, select the **Administration** area and navigate to *Technical configuration > Map Configuration*.
2. Create a new record and provide:
 - A unique name.
 - The CRS definition, which must use PROJ.4 formatting.
3. After saving and closing, the CRS is available for users to select.

CHAPTER 5

Installing the app

Users can install the EBX® GO Add-on for iOS or EBX® GO Add-on for Android mobile applications on their devices using the Google Play Store, or Apple App Store.

Note

As iOS receives frequent updates and automatic updates cannot be deactivated, the utmost effort is put forth in testing and supporting the latest available versions.

The following table lists the currently supported environments:

| Component | Version supported |
|-------------|---|
| Client side | The app is currently supported on devices running the following operating systems: <ul style="list-style-type: none">• Android version 5.0 or higher• iOS 10 or higher |
| Server side | The add-on is currently supported when using EBX® 6.0.0 and higher. Note that the mobile app automatically downloads and installs the correct app version to ensure compatibility with the configured server. |

Note

When installing the app on an Android device, the Android System WebView app (at least version 59.0.3071.125) must also be installed.

CHAPTER 6

Reference material

This chapter contains the following topics:

1. [Reference overview](#)
2. [Mobile interface configuration](#)
3. [Preferences](#)

6.1 Reference overview

The sections below describe the individual properties for the EBX® GO Add-on. All options described below are located under *Administration > TIBCO EBX® GO Add-on > Configuration*.

6.2 Mobile interface configuration

The **Mobile interface configuration** domain contains the **Colors and themes** table.

Colors and themes

The **Colors and themes** table allows you to customize the look and feel of the mobile app. When viewing the app, the following properties override color settings set at the perspective level:

| Property | Definition |
|--|--|
| Override color of TIBCO EBX® GO Add-on perspective | Determines whether color and theme settings come from the configured perspective, or are overridden and specified below. |
| Primary color | Specifies the primary color displayed in the app. For example, this color will be used for logos representing tables. |
| Secondary color | Specifies the secondary color displayed in the app. This color will apply to icons such as the favorites icon. |
| Header background color | Specifies the header background color. |
| Header font color | Specifies the font color used in the header. |
| Default font | Specifies the default font used. You can choose from the device's native font, or the EBX® font. |

6.3 Preferences

The **Preferences** domain uses the **Favorite records** table to store records starred by users.

Favorite records

The **Favorite records** table keeps track of records that users bookmark with the favorites feature in the app.

| Property | Definition |
|----------|---|
| id | This is an auto-incremented value used to uniquely identify the record. |
| user | The user that starred the record. |
| Record | The record saved as a favorite. |

Accessed perspective

The **Accessed perspective** table contains the following three properties that allow you to associate perspectives and user login:

| Property | Definition |
|----------------------|--|
| Login | The user login linked with a perspective. |
| Accessed perspective | The last accessed perspective that the user logged in to the mobile app. |
| Favorite | The user can choose the perspective as favorite from the app. |

CHAPTER 7

Appendix

This chapter contains the following topics:

1. [Sample EMM config template](#)

7.1 Sample EMM config template

The following provides a sample EMM configuration template:

```
<?xml version="1.0" encoding="utf-8"?>
<restrictions xmlns:android="http://schemas.android.com/apk/res/android">

  <restriction
    android:key="preconfig_enable"
    android:title="Preconfig enable"
    android:restrictionType="bool"
    android:defaultValue="true" />

  <!-- Hostname or IP address of the EBX® Server for this connection. It is mandatory that the TIBCO EBX® GO
  module is activated on the server to enable the connection -->
  <restriction
    android:key="server_address"
    android:title="Server Address"
    android:restrictionType="string"
    android:defaultValue="" />

  <!-- Port number used by the EBX® Server - mandatory -->
  <restriction
    android:key="server_port"
    android:title="Server Port"
    android:restrictionType="string"
    android:defaultValue="" />

  <!-- If required when using a reverse proxy server, enter a custom URL path. For example, "customPath" with
  "http://ebxserver/customPath"- optional -->
  <restriction
    android:key="server_path"
    android:title="Server Path"
    android:restrictionType="string"
    android:defaultValue="" />

  <restriction
    android:key="https_protocol"
    android:title="HTTP Server Protocol"
    android:restrictionType="bool"
    android:defaultValue="false" />

</restrictions>
```

Release Notes

CHAPTER 8

Version 3.1.4

Released: June 2022

This chapter contains the following topics:

1. [New features](#)
2. [Changes in Functionality](#)
3. [Changes in third-party libraries](#)
4. [Closed Issues](#)
5. [Known issues](#)

8.1 New features

The add-on was updated to ensure compatibility with the following add-ons:

- TIBCO EBX Information Search Add-on version 3.0.6.
- TIBCO EBX Digital Asset Manager Add-on version 2.4.0.

8.2 Changes in Functionality

This release contains no changes in functionality.

8.3 Changes in third-party libraries

This release includes no changes to third-party libraries.

8.4 Closed Issues

This release contains no closed issues.

8.5 Known issues

The known issues for this release are outlined in the following sections.

Accessing and displaying data

The following limitations apply when accessing and displaying data in the mobile app:

- The app only works when connected to the server. When the app is unable to connect to the server, users are given the option cancel or change servers.
- When opening a shared link in the app:
 - Only tables, records, views and workflow tasks are accessible.
 - Only links with the same domain and port configuration as the EBX® GO Add-on are supported.
 - In iOS an https link is opened in Safari by default.
- Data in previous pages does not automatically refresh when the in-app locale configuration changes. A manual refresh is required; by swiping the screen down.
- Records from a data set with a fatal error do not display in the Favorites page.
- The total number of a record's errors/warnings are invalid when a table has more than 100 validation messages.
- A multi-valued field's error indicator does not display.
- The date and boolean values only display in the technical format.
- Association links only display when the association's **Data services** field is set to **Included in Data Services**.
- Snapshots are not accessible.
- Display of pruned hierarchy nodes is not supported.
- A work item's shared link cannot be opened in the app.
- A hierarchical view that defines a dimension as a resource type does not display as expected.
- A comparison that defines the filter 'persistedValuesOnly' on a workflow does not work as expected.
- If a user compares two records that contain fields of Time or Date and time data types, the data does not display as expected.
- If a group defines a maximum number of values and it located inside another group that also defines a maximum of values, data cannot be viewed.

Perspectives and the user interface

The following limitations apply when configuring perspectives and the user interface in the mobile app:

- The only perspective service types supported are:
 - The default access data service which supports table, record, or view access.
 - Data workflows to allow access to the workflows inbox.
- User Interface customization is not available.
- Support for multi-color SVG files used for icons is not included. All SVG files will be converted to monochrome.
- Anytime the configuration is changed in the add-on, users have to log out of, and back into the app to see updates.
- User services are not supported.

Searching and filtering

The following limitations apply when searching and filtering data in the mobile app:

- The mobile app does not currently support applying sort to fuzzy or error search results.
- Only the following data types are supported for filtering: HTML, string, text, email, XML, and foreign key.
- For associations, exact search and advanced search are supported. For the simple tabular view, exact search, validation search and advanced search are supported.
- For history, exact search and advanced search are supported.
- In the validation search results for a DAM field, the number of errors/warnings cannot be displayed for each DAM field.
- Incorrect results display when searching on the hierarchical view and a dimension is defined using a recursive foreign key.
- It is not currently possible to display the label of a foreign key field in the **Advanced Search** page although it is defined in EBX®.

Notifications and workflows

The following limitations apply to app notifications and workflows:

- Native notifications only work when the application is running in background mode.
- In the app you can only use workflow tasks for tables and records, not those for data sets and data spaces.
- Special workflow configurations such as **Enable confirmation request**, **Comment required**, **Reminder** and **Hidden in graph view** are not currently available.

TIBCO EBX® Digital Asset Manager Add-on integration

The following limitations apply to features when using EBX® Digital Asset Manager Add-on functionality:

- Only png, jpg, jpeg, bmp, gif, and PDF files can be previewed.
- Display of asset thumbnails in a custom tabular view is limited to a single value mediaType field located first in the record.
- It is not currently possible to display thumbnails in a custom hierarchical view.
- Thumbnails for gif images cannot be displayed. GIF images display as their actual size.
- If a group contains a DAM field and a maximum number of values is set for the field in the data model, assets cannot be viewed, attached, or detached.
- In iOS, you can only upload the following images types: PNG, JPEG, JPG, BMP, and GIF.
- The app may crash if a large file is uploaded (over 20 Mb).
- Using a Digital Asset Manager Drive that accesses an externally managed storage location to edit or add digital assets is not supported.

TIBCO EBX® Information Search Add-on integration

The following limitations apply to features when using EBX® Information Search Add-on capabilities:

- In the hierarchical and tabular views detailed results display as the global search default view.
- Keywords used in EBX® searches are not synchronized with the app.

General limitations

The comparison feature in the mobile app only works with EBX® 5.9.0 Fix A or later. This also applies to workflows launched from EBX® prior to version 5.9.0 Fix A.

CHAPTER 9

All release notes

This chapter contains the following topics:

1. [Version 3.1.4](#)
2. [Version 3.1.3](#)
3. [Version 3.1.2](#)
4. [Version 3.1.1](#)
5. [Version 3.1.0](#)
6. [Version 3.0.1](#)
7. [Version 3.0.0](#)
8. [Version 2.5.0](#)
9. [Release Notes 2.4.0](#)
10. [Release Notes 2.3.0](#)
11. [Release Notes 2.2.0](#)
12. [Release Notes 2.1.0](#)
13. [Release Notes 2.0.1](#)
14. [Release Notes 2.0.0](#)
15. [Release Notes 1.3.0](#)
16. [Release Notes 1.2.0](#)
17. [Release Notes 1.1.2](#)
18. [Release Note 1.1.1](#)
19. [Release Note 1.1.0](#)
20. [Release Note 1.0.2](#)
21. [Release Note 1.0.1](#)

9.1 Version 3.1.4

Released: June 2022

New features

The add-on was updated to ensure compatibility with the following add-ons:

- TIBCO EBX Information Search Add-on version 3.0.6.
- TIBCO EBX Digital Asset Manager Add-on version 2.4.0.

Changes in Functionality

This release contains no changes in functionality.

Changes in third-party libraries

This release includes no changes to third-party libraries.

Closed Issues

This release contains no closed issues.

Known issues

The known issues for this release are outlined in the following sections.

Accessing and displaying data

The following limitations apply when accessing and displaying data in the mobile app:

- The app only works when connected to the server. When the app is unable to connect to the server, users are given the option cancel or change servers.
- When opening a shared link in the app:
 - Only tables, records, views and workflow tasks are accessible.
 - Only links with the same domain and port configuration as the EBX® GO Add-on are supported.
 - In iOS an https link is opened in Safari by default.
- Data in previous pages does not automatically refresh when the in-app locale configuration changes. A manual refresh is required; by swiping the screen down.
- Records from a data set with a fatal error do not display in the Favorites page.
- The total number of a record's errors/warnings are invalid when a table has more than 100 validation messages.
- A multi-valued field's error indicator does not display.
- The date and boolean values only display in the technical format.
- Association links only display when the association's **Data services** field is set to **Included in Data Services**.
- Snapshots are not accessible.
- Display of pruned hierarchy nodes is not supported.
- A work item's shared link cannot be opened in the app.
- A hierarchical view that defines a dimension as a resource type does not display as expected.

- A comparison that defines the filter ‘persistedValuesOnly’ on a workflow does not work as expected.
- If a user compares two records that contain fields of Time or Date and time data types, the data does not display as expected.
- If a group defines a maximum number of values and it located inside another group that also defines a maximum of values, data cannot be viewed.

Perspectives and the user interface

The following limitations apply when configuring perspectives and the user interface in the mobile app:

- The only perspective service types supported are:
 - The default access data service which supports table, record, or view access.
 - Data workflows to allow access to the workflows inbox.
- User Interface customization is not available.
- Support for multi-color SVG files used for icons is not included. All SVG files will be converted to monochrome.
- Anytime the configuration is changed in the add-on, users have to log out of, and back into the app to see updates.
- User services are not supported.

Searching and filtering

The following limitations apply when searching and filtering data in the mobile app:

- The mobile app does not currently support applying sort to fuzzy or error search results.
- Only the following data types are supported for filtering: HTML, string, text, email, XML, and foreign key.
- For associations, exact search and advanced search are supported. For the simple tabular view, exact search, validation search and advanced search are supported.
- For history, exact search and advanced search are supported.
- In the validation search results for a DAM field, the number of errors/warnings cannot be displayed for each DAM field.
- Incorrect results display when searching on the hierarchical view and a dimension is defined using a recursive foreign key.
- It is not currently possible to display the label of a foreign key field in the **Advanced Search** page although it is defined in EBX®.

Notifications and workflows

The following limitations apply to app notifications and workflows:

- Native notifications only work when the application is running in background mode.
- In the app you can only use workflow tasks for tables and records, not those for data sets and data spaces.

- Special workflow configurations such as **Enable confirmation request**, **Comment required**, **Reminder** and **Hidden in graph view** are not currently available.

TIBCO EBX® Digital Asset Manager Add-on integration

The following limitations apply to features when using EBX® Digital Asset Manager Add-on functionality:

- Only png, jpg, jpeg, bmp, gif, and PDF files can be previewed.
- Display of asset thumbnails in a custom tabular view is limited to a single value mediaType field located first in the record.
- It is not currently possible to display thumbnails in a custom hierarchical view.
- Thumbnails for gif images cannot be displayed. GIF images display as their actual size.
- If a group contains a DAM field and a maximum number of values is set for the field in the data model, assets cannot be viewed, attached, or detached.
- In iOS, you can only upload the following images types: PNG, JPEG, JPG, BMP, and GIF.
- The app may crash if a large file is uploaded (over 20 Mb).
- Using a Digital Asset Manager Drive that accesses an externally managed storage location to edit or add digital assets is not supported.

TIBCO EBX® Information Search Add-on integration

The following limitations apply to features when using EBX® Information Search Add-on capabilities:

- In the hierarchical and tabular views detailed results display as the global search default view.
- Keywords used in EBX® searches are not synchronized with the app.

General limitations

The comparison feature in the mobile app only works with EBX® 5.9.0 Fix A or later. This also applies to workflows launched from EBX® prior to version 5.9.0 Fix A.

9.2 Version 3.1.3

Released: April 2022

New features

This release contains no new features.

Changes in Functionality

This release contains no changes in functionality.

Changes in third-party libraries

This release includes no changes to third-party libraries.

Closed Issues

[MODA-4215] On devices running Android 11 and later, the mobile app freezes at the splash screen and cannot be opened.

Known issues

The known issues for this release are outlined in the following sections.

Accessing and displaying data

The following limitations apply when accessing and displaying data in the mobile app:

- The app only works when connected to the server. When the app is unable to connect to the server, users are given the option cancel or change servers.
- When opening a shared link in the app:
 - Only tables, records, views and workflow tasks are accessible.
 - Only links with the same domain and port configuration as the EBX® GO Add-on are supported.
 - In iOS an https link is opened in Safari by default.
- Data in previous pages does not automatically refresh when the in-app locale configuration changes. A manual refresh is required; by swiping the screen down.
- Records from a data set with a fatal error do not display in the Favorites page.
- The total number of a record's errors/warnings are invalid when a table has more than 100 validation messages.
- A multi-valued field's error indicator does not display.
- The date and boolean values only display in the technical format.
- Association links only display when the association's **Data services** field is set to **Included in Data Services**.
- Snapshots are not accessible.
- Display of pruned hierarchy nodes is not supported.
- A work item's shared link cannot be opened in the app.
- A hierarchical view that defines a dimension as a resource type does not display as expected.
- A comparison that defines the filter 'persistedValuesOnly' on a workflow does not work as expected.
- If a user compares two records that contain fields of Time or Date and time data types, the data does not display as expected.
- If a group defines a maximum number of values and it located inside another group that also defines a maximum of values, data cannot be viewed.

Perspectives and the user interface

The following limitations apply when configuring perspectives and the user interface in the mobile app:

- The only perspective service types supported are:

- The default access data service which supports table, record, or view access.
- Data workflows to allow access to the workflows inbox.
- User Interface customization is not available.
- Support for multi-color SVG files used for icons is not included. All SVG files will be converted to monochrome.
- Anytime the configuration is changed in the add-on, users have to log out of, and back into the app to see updates.
- User services are not supported.

Searching and filtering

The following limitations apply when searching and filtering data in the mobile app:

- The mobile app does not currently support applying sort to fuzzy or error search results.
- Only the following data types are supported for filtering: HTML, string, text, email, XML, and foreign key.
- For associations, exact search and advanced search are supported. For the simple tabular view, exact search, validation search and advanced search are supported.
- For history, exact search and advanced search are supported.
- In the validation search results for a DAM field, the number of errors/warnings cannot be displayed for each DAM field.
- Incorrect results display when searching on the hierarchical view and a dimension is defined using a recursive foreign key.
- It is not currently possible to display the label of a foreign key field in the **Advanced Search** page although it is defined in EBX®.

Notifications and workflows

The following limitations apply to app notifications and workflows:

- Native notifications only work when the application is running in background mode.
- In the app you can only use workflow tasks for tables and records, not those for data sets and data spaces.
- Special workflow configurations such as **Enable confirmation request**, **Comment required**, **Reminder** and **Hidden in graph view** are not currently available.

TIBCO EBX® Digital Asset Manager Add-on integration

The following limitations apply to features when using EBX® Digital Asset Manager Add-on functionality:

- Only png, jpg, jpeg, bmp, gif, and PDF files can be previewed.
- Display of asset thumbnails in a custom tabular view is limited to a single value mediaType field located first in the record.
- It is not currently possible to display thumbnails in a custom hierarchical view.
- Thumbnails for gif images cannot be displayed. GIF images display as their actual size.

- If a group contains a DAM field and a maximum number of values is set for the field in the data model, assets cannot be viewed, attached, or detached.
- In iOS, you can only upload the following images types: PNG, JPEG, JPG, BMP, and GIF.
- The app may crash if a large file is uploaded (over 20 Mb).
- Using a Digital Asset Manager Drive that accesses an externally managed storage location to edit or add digital assets is not supported.

TIBCO EBX® Information Search Add-on integration

The following limitations apply to features when using EBX® Information Search Add-on capabilities:

- In the hierarchical and tabular views detailed results display as the global search default view.
- Keywords used in EBX® searches are not synchronized with the app.

General limitations

The comparison feature in the mobile app only works with EBX® 5.9.0 Fix A or later. This also applies to workflows launched from EBX® prior to version 5.9.0 Fix A.

9.3 Version 3.1.2

Released: March 2022

New features

This release contains no new features.

Changes in Functionality

This release contains no changes in functionality.

Changes in third-party libraries

This release includes no changes to third-party libraries.

Closed Issues

[MODA-4109] Assets are displayed in the UUID type instead of asset thumbnails when accessing records with fields containing digital assets.

Known issues

The known issues for this release are outlined in the following sections.

Accessing and displaying data

The following limitations apply when accessing and displaying data in the mobile app:

- The app only works when connected to the server. When the app is unable to connect to the server, users are given the option cancel or change servers.
- When opening a shared link in the app:

- Only tables, records, views and workflow tasks are accessible.
- Only links with the same domain and port configuration as the EBX® GO Add-on are supported.
- In iOS an https link is opened in Safari by default.
- Data in previous pages does not automatically refresh when the in-app locale configuration changes. A manual refresh is required; by swiping the screen down.
- Records from a data set with a fatal error do not display in the Favorites page.
- The total number of a record's errors/warnings are invalid when a table has more than 100 validation messages.
- A multi-valued field's error indicator does not display.
- The date and boolean values only display in the technical format.
- Association links only display when the association's **Data services** field is set to **Included in Data Services**.
- Snapshots are not accessible.
- Display of pruned hierarchy nodes is not supported.
- A work item's shared link cannot be opened in the app.
- A hierarchical view that defines a dimension as a resource type does not display as expected.
- A comparison that defines the filter 'persistedValuesOnly' on a workflow does not work as expected.
- If a user compares two records that contain fields of Time or Date and time data types, the data does not display as expected.
- If a group defines a maximum number of values and it located inside another group that also defines a maximum of values, data cannot be viewed.

Perspectives and the user interface

The following limitations apply when configuring perspectives and the user interface in the mobile app:

- The only perspective service types supported are:
 - The default access data service which supports table, record, or view access.
 - Data workflows to allow access to the workflows inbox.
- User Interface customization is not available.
- Support for multi-color SVG files used for icons is not included. All SVG files will be converted to monochrome.
- Anytime the configuration is changed in the add-on, users have to log out of, and back into the app to see updates.
- User services are not supported.

Searching and filtering

The following limitations apply when searching and filtering data in the mobile app:

- The mobile app does not currently support applying sort to fuzzy or error search results.

- Only the following data types are supported for filtering: HTML, string, text, email, XML, and foreign key.
- For associations, exact search and advanced search are supported. For the simple tabular view, exact search, validation search and advanced search are supported.
- For history, exact search and advanced search are supported.
- In the validation search results for a DAM field, the number of errors/warnings cannot be displayed for each DAM field.
- Incorrect results display when searching on the hierarchical view and a dimension is defined using a recursive foreign key.
- It is not currently possible to display the label of a foreign key field in the **Advanced Search** page although it is defined in EBX®.

Notifications and workflows

The following limitations apply to app notifications and workflows:

- Native notifications only work when the application is running in background mode.
- In the app you can only use workflow tasks for tables and records, not those for data sets and data spaces.
- Special workflow configurations such as **Enable confirmation request**, **Comment required**, **Reminder** and **Hidden in graph view** are not currently available.

TIBCO EBX® Digital Asset Manager Add-on integration

The following limitations apply to features when using EBX® Digital Asset Manager Add-on functionality:

- Only png, jpg, jpeg, bmp, gif, and PDF files can be previewed.
- Display of asset thumbnails in a custom tabular view is limited to a single value mediaType field located first in the record.
- It is not currently possible to display thumbnails in a custom hierarchical view.
- Thumbnails for gif images cannot be displayed. GIF images display as their actual size.
- If a group contains a DAM field and a maximum number of values is set for the field in the data model, assets cannot be viewed, attached, or detached.
- In iOS, you can only upload the following images types: PNG, JPEG, JPG, BMP, and GIF.
- The app may crash if a large file is uploaded (over 20 Mb).
- Using a Digital Asset Manager Drive that accesses an externally managed storage location to edit or add digital assets is not supported.

TIBCO EBX® Information Search Add-on integration

The following limitations apply to features when using EBX® Information Search Add-on capabilities:

- In the hierarchical and tabular views detailed results display as the global search default view.
- Keywords used in EBX® searches are not synchronized with the app.

General limitations

The comparison feature in the mobile app only works with EBX® 5.9.0 Fix A or later. This also applies to workflows launched from EBX® prior to version 5.9.0 Fix A.

9.4 Version 3.1.1

Released: December 2021

New features

This release contains no new features.

Changes in Functionality

This release was updated to ensure compatibility with TIBCO EBX® version 6.0.4.

Changes in third-party libraries

This release includes no changes to third-party libraries.

Closed Issues

This release includes no closed issues.

Known issues

The known issues for this release are outlined in the following sections.

Accessing and displaying data

The following limitations apply when accessing and displaying data in the mobile app:

- The app only works when connected to the server. When the app is unable to connect to the server, users are given the option cancel or change servers.
- When opening a shared link in the app:
 - Only tables, records, views and workflow tasks are accessible.
 - Only links with the same domain and port configuration as the EBX® GO Add-on are supported.
 - In iOS an https link is opened in Safari by default.
- Data in previous pages does not automatically refresh when the in-app locale configuration changes. A manual refresh is required; by swiping the screen down.
- Records from a data set with a fatal error do not display in the Favorites page.
- The total number of a record's errors/warnings are invalid when a table has more than 100 validation messages.
- A multi-valued field's error indicator does not display.
- The date and boolean values only display in the technical format.
- Association links only display when the association's **Data services** field is set to **Included in Data Services**.

- Snapshots are not accessible.
- Display of pruned hierarchy nodes is not supported.
- A work item's shared link cannot be opened in the app.
- A hierarchical view that defines a dimension as a resource type does not display as expected.
- A comparison that defines the filter 'persistedValuesOnly' on a workflow does not work as expected.
- If a user compares two records that contain fields of Time or Date and time data types, the data does not display as expected.
- If a group defines a maximum number of values and it located inside another group that also defines a maximum of values, data cannot be viewed.

Perspectives and the user interface

The following limitations apply when configuring perspectives and the user interface in the mobile app:

- The only perspective service types supported are:
 - The default access data service which supports table, record, or view access.
 - Data workflows to allow access to the workflows inbox.
- User Interface customization is not available.
- Support for multi-color SVG files used for icons is not included. All SVG files will be converted to monochrome.
- Anytime the configuration is changed in the add-on, users have to log out of, and back into the app to see updates.
- User services are not supported.

Searching and filtering

The following limitations apply when searching and filtering data in the mobile app:

- The mobile app does not currently support applying sort to fuzzy or error search results.
- Only the following data types are supported for filtering: HTML, string, text, email, XML, and foreign key.
- For associations, exact search and advanced search are supported. For the simple tabular view, exact search, validation search and advanced search are supported.
- For history, exact search and advanced search are supported.
- In the validation search results for a DAM field, the number of errors/warnings cannot be displayed for each DAM field.
- Incorrect results display when searching on the hierarchical view and a dimension is defined using a recursive foreign key.
- It is not currently possible to display the label of a foreign key field in the **Advanced Search** page although it is defined in EBX®.

Notifications and workflows

The following limitations apply to app notifications and workflows:

- Native notifications only work when the application is running in background mode.
- In the app you can only use workflow tasks for tables and records, not those for data sets and data spaces.
- Special workflow configurations such as **Enable confirmation request**, **Comment required**, **Reminder** and **Hidden in graph view** are not currently available.

TIBCO EBX® Digital Asset Manager Add-on integration

The following limitations apply to features when using EBX® Digital Asset Manager Add-on functionality:

- Only png, jpg, jpeg, bmp, gif, and PDF files can be previewed.
- Display of asset thumbnails in a custom tabular view is limited to a single value mediaType field located first in the record.
- It is not currently possible to display thumbnails in a custom hierarchical view.
- Thumbnails for gif images cannot be displayed. GIF images display as their actual size.
- If a group contains a DAM field and a maximum number of values is set for the field in the data model, assets cannot be viewed, attached, or detached.
- In iOS, you can only upload the following images types: PNG, JPEG, JPG, BMP, and GIF.
- The app may crash if a large file is uploaded (over 20 Mb).
- Using a Digital Asset Manager Drive that accesses an externally managed storage location to edit or add digital assets is not supported.

TIBCO EBX® Information Search Add-on integration

The following limitations apply to features when using EBX® Information Search Add-on capabilities:

- In the hierarchical and tabular views detailed results display as the global search default view.
- Keywords used in EBX® searches are not synchronized with the app.

General limitations

The comparison feature in the mobile app only works with EBX® 5.9.0 Fix A or later. This also applies to workflows launched from EBX® prior to version 5.9.0 Fix A.

9.5 Version 3.1.0

Released: November 2021

New features

You can now duplicate records directly in the app.

Changes in Functionality

This release includes no updated functionality.

Changes in third-party libraries

This release includes no changes to third-party libraries.

Closed Issues

[MODA-3988] An error occurs when comparing a snapshot and a dataspace in a workflow step.

Known issues

The known issues for this release are outlined in the following sections.

Accessing and displaying data

The following limitations apply when accessing and displaying data in the mobile app:

- The app only works when connected to the server. When the app is unable to connect to the server, users are given the option cancel or change servers.
- When opening a shared link in the app:
 - Only tables, records, views and workflow tasks are accessible.
 - Only links with the same domain and port configuration as the EBX® GO Add-on are supported.
 - In iOS an https link is opened in Safari by default.
- Data in previous pages does not automatically refresh when the in-app locale configuration changes. A manual refresh is required; by swiping the screen down.
- Records from a data set with a fatal error do not display in the Favorites page.
- The total number of a record's errors/warnings are invalid when a table has more than 100 validation messages.
- A multi-valued field's error indicator does not display.
- The date and boolean values only display in the technical format.
- Association links only display when the association's **Data services** field is set to **Included in Data Services**.
- Snapshots are not accessible.
- Display of pruned hierarchy nodes is not supported.
- A work item's shared link cannot be opened in the app.
- A hierarchical view that defines a dimension as a resource type does not display as expected.
- A comparison that defines the filter 'persistedValuesOnly' on a workflow does not work as expected.
- If a user compares two records that contain fields of Time or Date and time data types, the data does not display as expected.
- If a group defines a maximum number of values and it located inside another group that also defines a maximum of values, data cannot be viewed.

Perspectives and the user interface

The following limitations apply when configuring perspectives and the user interface in the mobile app:

- The only perspective service types supported are:
 - The default access data service which supports table, record, or view access.
 - Data workflows to allow access to the workflows inbox.
- User Interface customization is not available.
- Support for multi-color SVG files used for icons is not included. All SVG files will be converted to monochrome.
- Anytime the configuration is changed in the add-on, users have to log out of, and back into the app to see updates.
- User services are not supported.

Searching and filtering

The following limitations apply when searching and filtering data in the mobile app:

- The mobile app does not currently support applying sort to fuzzy or error search results.
- Only the following data types are supported for filtering: HTML, string, text, email, XML, and foreign key.
- For associations, exact search and advanced search are supported. For the simple tabular view, exact search, validation search and advanced search are supported.
- For history, exact search and advanced search are supported.
- In the validation search results for a DAM field, the number of errors/warnings cannot be displayed for each DAM field.
- Incorrect results display when searching on the hierarchical view and a dimension is defined using a recursive foreign key.
- It is not currently possible to display the label of a foreign key field in the **Advanced Search** page although it is defined in EBX®.

Notifications and workflows

The following limitations apply to app notifications and workflows:

- Native notifications only work when the application is running in background mode.
- In the app you can only use workflow tasks for tables and records, not those for data sets and data spaces.
- Special workflow configurations such as **Enable confirmation request**, **Comment required**, **Reminder** and **Hidden in graph view** are not currently available.

TIBCO EBX® Digital Asset Manager Add-on integration

The following limitations apply to features when using EBX® Digital Asset Manager Add-on functionality:

- Only png, jpg, jpeg, bmp, gif, and PDF files can be previewed.

- Display of asset thumbnails in a custom tabular view is limited to a single value mediaType field located first in the record.
- It is not currently possible to display thumbnails in a custom hierarchical view.
- Thumbnails for gif images cannot be displayed. GIF images display as their actual size.
- If a group contains a DAM field and a maximum number of values is set for the field in the data model, assets cannot be viewed, attached, or detached.
- In iOS, you can only upload the following images types: PNG, JPEG, JPG, BMP, and GIF.
- The app may crash if a large file is uploaded (over 20 Mb).
- Using a Digital Asset Manager Drive that accesses an externally managed storage location to edit or add digital assets is not supported.

TIBCO EBX® Information Search Add-on integration

The following limitations apply to features when using EBX® Information Search Add-on capabilities:

- In the hierarchical and tabular views detailed results display as the global search default view.
- Keywords used in EBX® searches are not synchronized with the app.

General limitations

The comparison feature in the mobile app only works with EBX® 5.9.0 Fix A or later. This also applies to workflows launched from EBX® prior to version 5.9.0 Fix A.

9.6 Version 3.0.1

Released: July 2021

New features

The TIBCO EBX® GO Add-on was updated to ensure compatibility with the TIBCO EBX® Digital Asset Manager Add-on version 2.1.0.

Changes in Functionality

This release includes no updated functionality.

Changes in third-party libraries

This release includes no changes to third-party libraries.

Closed Issues

[MODA-3953] The app crashes when trying to download additional offline perspectives.

Known issues

The known issues for this release are outlined in the following sections:

- [Accessing and displaying data](#) [p 54]
- [Perspectives and the user interface](#) [p 54]

- [Searching and filtering](#) [p 55]
- [Notifications and workflows](#) [p 55]
- [TIBCO EBX® Digital Asset Manager Add-on integration](#) [p 55]
- [TIBCO EBX® Information Search Add-on integration](#) [p 56]
- [General limitations](#) [p 56]

Accessing and displaying data

The following limitations apply when accessing and displaying data in the mobile app:

- The app only works when connected to the server. When the app is unable to connect to the server, users are given the option cancel or change servers.
- When opening a shared link in the app:
 - Only tables, records, views and workflow tasks are accessible.
 - Only links with the same domain and port configuration as the EBX® GO Add-on are supported.
 - In iOS an https link is opened in Safari by default.
- Data in previous pages does not automatically refresh when the in-app locale configuration changes. A manual refresh is required; by swiping the screen down.
- Records from a data set with a fatal error do not display in the Favorites page.
- The total number of a record's errors/warnings are invalid when a table has more than 100 validation messages.
- A multi-valued field's error indicator does not display.
- The date and boolean values only display in the technical format.
- Association links only display when the association's **Data services** field is set to **Included in Data Services**.
- Snapshots are not accessible.
- Display of pruned hierarchy nodes is not supported.
- A work item's shared link cannot be opened in the app.
- A hierarchical view that defines a dimension as a resource type does not display as expected.
- A comparison that defines the filter 'persistedValuesOnly' on a workflow does not work as expected.
- If a user compares two records that contain fields of Time or Date and time data types, the data does not display as expected.
- If a group defines a maximum number of values and it located inside another group that also defines a maximum of values, data cannot be viewed.

Perspectives and the user interface

The following limitations apply when configuring perspectives and the user interface in the mobile app:

- The only perspective service types supported are:
 - The default access data service which supports table, record, or view access.

- Data workflows to allow access to the workflows inbox.
- User Interface customization is not available.
- Support for multi-color SVG files used for icons is not included. All SVG files will be converted to monochrome.
- Anytime the configuration is changed in the add-on, users have to log out of, and back into the app to see updates.
- User services are not supported.

Searching and filtering

The following limitations apply when searching and filtering data in the mobile app:

- The mobile app does not currently support applying sort to fuzzy or error search results.
- Only the following data types are supported for filtering: HTML, string, text, email, XML, and foreign key.
- For associations, exact search and advanced search are supported. For the simple tabular view, exact search, validation search and advanced search are supported.
- For history, exact search and advanced search are supported.
- In the validation search results for a DAM field, the number of errors/warnings cannot be displayed for each DAM field.
- Incorrect results display when searching on the hierarchical view and a dimension is defined using a recursive foreign key.
- It is not currently possible to display the label of a foreign key field in the **Advanced Search** page although it is defined in EBX®.

Notifications and workflows

The following limitations apply to app notifications and workflows:

- Native notifications only work when the application is running in background mode.
- In the app you can only use workflow tasks for tables and records, not those for data sets and data spaces.
- Special workflow configurations such as **Enable confirmation request**, **Comment required**, **Reminder** and **Hidden in graph view** are not currently available.

TIBCO EBX® Digital Asset Manager Add-on integration

The following limitations apply to features when using EBX® Digital Asset Manager Add-on functionality:

- Only png, jpg, jpeg, bmp, gif, and PDF files can be previewed.
- Display of asset thumbnails in a custom tabular view is limited to a single value mediaType field located first in the record.
- It is not currently possible to display thumbnails in a custom hierarchical view.
- Thumbnails for gif images cannot be displayed. GIF images display as their actual size.
- If a group contains a DAM field and a maximum number of values is set for the field in the data model, assets cannot be viewed, attached, or detached.

- In iOS, you can only upload the following images types: PNG, JPEG, JPG, BMP, and GIF.
- The app may crash if a large file is uploaded (over 20 Mb).
- Using a Digital Asset Manager Drive that accesses an externally managed storage location to edit or add digital assets is not supported.

TIBCO EBX® Information Search Add-on integration

The following limitations apply to features when using EBX® Information Search Add-on capabilities:

- In the hierarchical and tabular views detailed results display as the global search default view.
- Keywords used in EBX® searches are not synchronized with the app.

General limitations

The comparison feature in the mobile app only works with EBX® 5.9.0 Fix A or later. This also applies to workflows launched from EBX® prior to version 5.9.0 Fix A.

9.7 Version 3.0.0

Released: March 2021

New features and functionality

This release contains the following new features and functionality:

- The add-on was adapted to ensure compatibility with TIBCO EBX® version 6.0.0 GA release.
- Support was added to create and update records with validation in perspective actions and workflows. The following data types and kinds of EBX® elements are now supported:
 - Data Types: String, Text, Integer, Decimal, Boolean, Date, Time, Date and Time, and Email.
 - Kinds of elements: Group/Complex data type, Multiple values, Foreign key, Enumeration (Static, Dynamic & Programmatic).
 - Support for the inheritance mechanism.
 - Support for the **#creation** service to create a new record in a Workflow.
 - Updates to the UI to support the above services and features.
- Support for the TIBCO EBX® Digital Asset Manager Add-on now includes the ability to:
 - View a PDF file in the app
 - Download all file types on iOS
- Support was removed for the TIBCO EBX® Data Model and Data Visualization Add-on and the TIBCO EBX® Insight Add-on.

Known limitations

The following table lists known limitation additions, removals, and updates:

| Limitation description | Category | Status |
|---|-------------------------------|---------|
| Data cannot be viewed or edited in a multiple-occurrence group that is nested in another multiple-occurrence group. | Accessing and displaying data | Updated |

Bug fixes

The following bug fixes were included in this release:

- **[MODA-3390]** Display of a foreign key field during association creation is not correct
- **[MODA-3610]** Incorrect record details display in the hierarchy view.
- **[MODA-3658]** Data cannot download when fields are configured using foreign keys to other datasets.
- **[MODA-3728]** Cannot view an association table that includes special characters.
- **[MODA-3786]** The app crashes when submitting a comment which contains a line return.
- **[MODA-3797]** It is not possible to download offline data using HTTPS.
- **[MODA-3798]** Unable to connect to any server on Android version 9 or later.

9.8 Version 2.5.0

Release Date: February 2021

New features and functionality

This release of the add-on supports the use of Single Sign-On (SSO) credentials in the mobile app. An administrator must configure this feature to make it available. See the *Configuring SSO* chapter in the *User Guide* for instructions. Please note that the SSO feature only supports SAML 2.0 protocol.

Bug fixes

The following bug fixes were included in this release:

- **[MODA-3797]** Offline data cannot be downloaded when using HTTPS.
- **[MODA-3798]** On Android version 9 or later, the app is unable to complete connections to servers.

9.9 Release Notes 2.4.0

Release Date: June 23, 2020

New features and functionality

This release contains the following new features and functionality:

- Users can now download and access a perspective's data when they are offline. In offline mode, users can access basic features such as view, sort, and search. An administrator must configure the add-on to enable this feature. See the add-on's *User Guide* for additional details and configuration instructions.
- The add-on now supports map data types which allow display of maps in the mobile app. The map displays the location of the address given in the map type field. This feature requires you to make data model updates to include a new field using one of the available map types. You must also configure the add-on to use a map widget to determine how the map displays. See the add-on's *User Guide* for additional details and configuration instructions.
- The app now supports updated and new features included in the TIBCO EBX Data Model and Data Visualization Add-on. For additional details, check the release notes for version 1.4.0 of the EBX Data Model and Data Visualization Add-on.
- The app now supports features from the following add-on versions:
 - TIBCO EBX Insight Add-on version 2.x
 - TIBCO EBX Digital Asset Manager Add-on version 1.x

Known limitations

The following table lists known limitation additions, removals, and updates:

| Limitation description | Category | Status |
|---|--------------------------------|--------|
| Users can still access Offline Mode if the target offline perspective has been deleted while downloading the data. | Accessing and displaying data | New |
| The data in fields that have been restricted to hidden are not removed after syncing offline data. | Accessing and displaying data | New |
| Unset nodes in a hierarchy view cannot be viewed with a dimension that is an enumeration. | Accessing and displaying data | New |
| No favorite record is returned when a user logs into the app. | Accessing and displaying data | Closed |
| If the internet connection was interrupted while a user was adding assets, the header label is trimmed. | Accessing and displaying data | Closed |
| The Settings cannot be scrolled in the mobile app. | Perspective and user interface | New |

Bug fixes

The following bug fixes were included in this release:

- **[MODA-3200]** The header label is truncated if the internet connection was interrupted when a user was adding more assets.
- **[MODA-3231]** A favorite record is not visible when the reference record is deleted.
- **[MODA-3654]** The table layout is broken due to special configuration permissions in SchemaExtensions.

9.10 Release Notes 2.3.0

Release Date: November 6, 2019

New features and functionality

This release contains the following new features and functionality:

- The previous limitation of dependency on add-on bundle releases for mobile app compatibility has been lifted. Now, the TIBCO EBX® GO Add-on app version only depends on the major EBX® server version. For example, v2.3.0 of the app is compatible with EBX® v5.9.X. This enables automatic download of the version compatible with the connected EBX® server from app stores.

Note

When using a version released prior to v2.3.0, an incompatibility issue may occur without raising an error or warning message. To prevent this, it is recommended to upgrade to the most recent version.

- The TIBCO EBX® GO Add-on app can be integrated with an Enterprise Mobility Management (EMM) system. This allows administrators to use a third-party tool to pre-configure server information and push to multiple users.
- Custom authentication for the app is now enabled. Depending on their device capabilities, users can authenticate app log in using finger print, pin code, facial recognition, etc.
- Support for new features in the TIBCO EBX® Data Model and Data Visualization Add-on version 1.3.0 is included; refer to individual add-on release notes for details.

Known limitations

Using a Digital Asset Manager Drive that accesses an externally managed storage location is not supported.

Bug fixes

The following bug fixes were included in this release:

- **[MODA-2999]** The error search results list changes after a user attaches additional items to a DAM field in the Tabular view and first field contains the digital asset.
- **[MODA-3019]** It is not possible to see the action button in the asset list when a user worked on the demo version
- **[MODA-3028]** It is not possible to see data value graph if user inputs a Vulnerable Parameter to Default label of a node or a link.
- **[MODA-3098]** The App hangs when launching and the connected server is down.

9.11 Release Notes 2.2.0

Release Date: June 20, 2019

New features and functionality

This release contains the following new features and functionality:

- Included support for features in the following add-on releases; refer to individual add-on release notes for details:
 - TIBCO EBX® Insight Add-on version 2.6.0.
 - TIBCO EBX® Data Model and Data Visualization Add-on version 1.2.0.
 - TIBCO EBX® Digital Asset Management Add-on version 1.7.0.
- A demo feature including sample data is now available to test the app's features.
- Additional features include:
 - Changes to workflow features including: a new start workflow button, the ability to zoom while viewing a workflow, and customization of the **Accept** and **Reject** workflow buttons.
 - A new Email data type is supported.
 - Performance has been improved by enabling a paging mechanism for the **Favorite** screen.

Known limitations

It is not possible to retrieve data when a tile has more than 2000 linked records.

Bug fixes

The following bug fixes were included in this release:

- **[MODA-74]** [Workflow] The error message is incorrect when accessing a task detail which has an invalid table link.
- **[MODA-701]** [Model graph] Content of the wrong screen is not shown when trying to access a deleted, saved graph.
- **[MODA-2668]** An incorrect message displays when deleting a saved graph (concurrent user)
- **[MODA-2730]** The "From date" can be set later than the "To date" without raising an error message.
- **[MODA-2771]** Some UI elements are incorrect and missing in the select record screen.
- **[MODA-2779]** [UI] The add comment screen is incorrect when accessing from the task offering in a workflow feature.
- **[MODA-2780]** [UI] The chevron icon is overwritten on the x axis in a bar chart showing the daily mode.
- **[MODA-2793]** The latest perspective still is displayed after authorization for the perspective is restricted.
- **[MODA-2813]** A sparkline chart is still shown in the display mode even when opening in the full tile.
- **[MODA-2814]** There are two screens missing the "No internet connection" message.
- **[MODA-2821]** Pointing position of the tooltip is incorrect in comparison with the work item screen.
- **[MODA-2822]** The search box on table selection screen is not center-aligned.

- [MODA-2824] The advanced search does not behave correctly.
- [MODA-2829] The presence of multiple passwords is incorrect.
- [MODA-2834] The loading icon is displayed when accessing a hierarchy view that does not exist.

9.12 Release Notes 2.1.0

Release Date: March 11, 2019

New features and functionality

This release contains the following new features and functionality:

- Configuration for use of the EBX® GO Add-on with perspectives has been updated. To make a perspective available in the app, it can be added to the perspective's list of allowed devices.
- Support has been added for the following TIBCO EBX Insight Add-on features:
 - Scroll mode for line and bar charts.
 - Accessing linked records.
 - The use of color configuration in dashboard perspectives.
 - Accessing indicators configured for a table from the table's FAB button.
 - New formatting for X-axis annotations.
 - Limiting the number of annotations that display on tiles for line and bar charts.
- Support for new TIBCO EBX Data Model and Data Visualization Add-on features has been included. See the add-on's release notes for full descriptions of these features.
- Searching and filtering enhancements:
 - Typeahead search is now supported in global search.
 - Advanced search can now be used on a table.
 - Search history can now be cleared.
 - An updated UI for the search result screen on hierarchies and global search has been added.
- The ability to compare the following elements is now supported:
 - Table and workflow records.
 - Dataspaces, datasets, and tables on a workflow.
- Additional improvements:
 - If a group contains a field configured to use the TIBCO EBX Digital Asset Manager Add-on, and a maximum number of values is set in the data model, assets can be viewed, attached, or detached.
 - Minor improvements were made to the application UI.

Known limitations

The following table lists known limitation additions, removals, and updates:

| Limitation description | Category | Status |
|--|--------------------------------------|---------|
| It is not currently possible to display the label of a foreign key field in the Advanced Search page although it is defined in TIBCO EBX®. | Searching and filtering | New |
| A field that is defined as a table's default label, but is hidden in the dataset, still displays in the comparison page. | Accessing and displaying data | New |
| A comparison that defines the filter 'persistedValuesOnly' on a workflow does not work as expected. | Accessing and displaying data | New |
| If a user compares two records that contain fields of Time or Date and time data types, the data does not display as expected. | Accessing and displaying data | New |
| If a group defines a maximum number of values and it located inside another group that also defines a maximum of values, data cannot be viewed. | Accessing and displaying data | New |
| The comparison feature in the EBX® GO Add-on for iOS and EBX® GO Add-on for Android mobile applications only works with EBX® 5.9.0 Fix A or later. This also applies to workflows launched from EBX® prior to version 5.9.0 Fix A. | General limitations | New |
| Work items only support the default Access data and Compare services. | Notifications and workflows | Updated |
| After disabling linked record configuration on a user's perspective, they can still access the linked record. | TIBCO EBX Insight Add-on integration | New |

Bug fixes

The following bug fixes were included in this release:

- **[MODA-368]** The notification message is incorrect for single allocated or offered tasks.
- **[MODA-696]** The default label of some records cannot be loaded when scrolling up and down.
- **[MODA-786]** After logging in, the main menu icon is not visible.
- **[MODA-812]** For some languages, the layout for the notification toggle label does not work.
- **[MODA-869]** After rotating the device and changing the view type, field attachments do not display correctly.
- **[MODA-875]** Assets flicker when opening the mosaic view of a field containing digital assets.
- **[MODA-956]** Even after deactivating the TIBCO EBX Information Search Add-on the query command still runs.
- **[MODA-1154]** A blank screen displays when accessing a record's details.

9.13 Release Notes 2.0.1

Release Date: December 14, 2018

Bug fixes

[36477] The app may crash when a user selects **Save image** in the share pop-up.

9.14 Release Notes 2.0.0

Release Date: October 26, 2018

New features and functionality

This release of the EBX® GO Add-on includes the following new features and functionality:

- Integration of the TIBCO EBX Insight Add-on:
 - Dashboards can now be displayed in the mobile app.
 - Indicators and charts display in a manner consistent with the web app.
 - Support for additional features is planned for a future release.
- Integration of the TIBCO EBX Data Model and Data Visualization Add-on:
 - Data model graphs can now be generated in the mobile app.
 - Data value and relationship graphs can now be generated in the mobile app. To access the service, select and hold a record in the table, hierarchy, or filter results views.
 - Support for using the add-on has been included for tablets in this release.
 - Support for additional features is planned for a future release.
- The error message screen UI has been re-designed.
- The mobile app now uses token authentication instead of a username and password.
- Enhancements to the Digital Asset Manager functionality now allow you to upload assets to a EBX® server.
- The number of viewable records per page has increased to 20.
- The hierarchy view can display orphan nodes.

Known limitations

The following table lists known limitation additions, removals, and updates:

| Limitation description | Category | Status |
|---|--|---------|
| Diagrams that exceed the maximum limit of 16777216 pixels cannot be exported. | TIBCO EBX Data Model and Data Visualization Add-on integration | New |
| The Display data model service is not supported when an association table doesn't contain any records. | TIBCO EBX Data Model and Data Visualization Add-on integration | New |
| The resize font function is not supported. | TIBCO EBX Insight Add-on integration | New |
| Only the following data types are supported for filtering: HTML, string, text, email, XML, and foreign key. | Searching and filtering | Updated |
| Incorrect results display when searching on the hierarchical view and a dimension is defined using a recursive foreign key. | Searching and filtering | New |
| You can only filter string and foreign key types. | Searching and filtering | Removed |
| In iOS, you can only upload the following images types: PNG, JPEG, JPG, BMP, and GIF. | TIBCO EBX Digital Asset Manager Add-on integration | New |
| The app may crash if a large file is uploaded (over 20 Mb). | TIBCO EBX Digital Asset Manager Add-on integration | New |
| Display of unset hierarchy nodes is not supported. | Accessing and displaying data | Removed |
| When a dimension type is defined as Data or Resource in a hierarchy view, data displayed in the app is duplicated from the second page. | Accessing and displaying data | Removed |
| From a work item, access to the edit digital asset mode from a record's details view is not supported | Notifications and workflows | Removed |

Bug fixes

This release of the EBX® GO Add-on includes the following bug fixes:

- **[26243]** Tapping on the error alert icon displays an error message that contains invalid information.
- **[28370]** The modal design screen has to be reworked.
- **[32240]** Additional data cannot be loaded when pulling up in lower level of hierarchical view.
- **[32583]** An error occurs when refreshing the record detail screen after disconnecting the network.
- **[32854]** A Digital Asset Manager field can be edited normally even when the dataspace is closed.
- **[32882]** An error and the data display simultaneously when viewing a view which points to a closed dataspace.

- [32928] An incorrect message displays when users tap on a work item's **Go to DAM** button.
- [33565] An error occurred when saving a server.
- [33597] Opening a shared link in EBX® doesn't work correctly when the user lacks permission to view the data.
- [33621] It is possible to pull-up in the error screen.
- [33629] It is possible to download an asset after updating permissions without refreshing the page.
- [33656] Global search result does not return consistent results with the same keyword.
- [33677] Apply a new design for **No internet connection** screens.
- [33715] A Digital Asset Manager field displays on the **List fields of Filter** screen.
- [33716] The **No internet connection** text on the screen displays abnormally when the text box is focused.
- [33913] The app always starts in Portrait mode, even when launched from a Landscape orientation.

9.15 Release Notes 1.3.0

Release Date: June 22, 2018

New features and functionality

This release of the EBX® GO Add-on includes the following UI updates:

- The UI for the user profile and server connection screens has been redesigned and optimized.
- You can now adjust the app's font size.
- The UI for tablets has been updated.

The following functionality has been updated:

- You can now connect to a reverse proxy server.
- Digital Asset Manager fields can now be edited in workflows.
- You can save your server connection information, which makes it more convenient to switch between servers.
- The app now allows you to open links from URI type fields.

Known limitations

Some table views cannot be displayed if field permissions are set to hidden.

Bug fixes

This release of the EBX® GO Add-on includes the following bug fixes:

- [31016] 'No internet connection' is shown incorrectly when disconnecting from the network.
- [32558] The **Global Search** button no longer displays when disconnecting from the internet.
- [32727] Users cannot logout after attaching a digital asset to a field.
- [32738] The **Favorites** screen is blank when a record throws an exception.

- [32774] A group cannot be accessed when it is in the bottom position of a workflow's record detail screen.
- [33143] When using **Error Search** with the French language, results are not consistent with EBX®.

9.16 Release Notes 1.2.0

Release Date: May 2, 2018

New features

This release of the EBX® GO Add-on includes the following new features and enhancements:

- Images can now be resized by using a pinching gesture.
- It is now possible to copy text to a device's clipboard and paste to a text field in the app.
- User profiles can now be viewed by tapping the user name or avatar.
- From the login screen, it is now possible to return to the server screen and adjust connection information.
- Search functionality has been enhanced and now makes it possible to perform an exact search on table history, record history, and the hierarchical view. Additionally, validation searches can be performed on the hierarchical view.
- Enhancements made to Digital Asset Manager functionality now provide the ability to attach and detach assets.

Known limitations

The following table presents known limitation additions, removals and updates:

| Limitation description | Status |
|--|---------|
| From a work item, access to the edit digital asset mode from a record's details view is not supported. | New |
| Incorrect search results display when performing an exact search on the hierarchical view and a dimension is defined using a recursive foreign key. | New |
| If a group contains a DAM field and a maximum number of values is set for the field in the data model, assets cannot be viewed, attached, or detached. | New |
| A hierarchical view that defines a dimension as a resource type does not display as expected. | New |
| In the validation search results for a DAM field, the number of errors/warnings cannot be displayed for each DAM field. | New |
| The iOS 9 operating system is not supported. | New |
| When a dimension type is defined as Data or Resource in a hierarchy view, data displayed in the app is duplicated from the second page. | New |
| Asset attachment may not work properly when attempting to attach more than 100 assets at a time. | New |
| Data cannot be viewed when the selected table contains a group type field with child elements that are foreign keys. | Removed |
| Searching and filtering is not currently supported in the hierarchy view. | Removed |
| For associations, only exact search is supported. For the simple tabular view, exact search and validation search are supported. | Updated |
| For history, only exact search is supported. | Updated |

Bug fixes

This release of the EBX® GO Add-on includes the following bug fixes:

- **[29691]** The message indicating whether a download succeeded or failed is not correct.
- **[29705]** Unexpected behavior occurs after deleting a Drive table that contains a DAM type.
- **[30356]** The '>' icon displays briefly when a DAM field is empty.
- **[30482]** After deactivating the TIBCO EBX Digital Asset Manager Add-on and refreshing the page, an asset thumbnail still displays in the record view.
- **[30609]** When a user tries to open the app after not using it for an extended period of time, the message 'No internet connection' keeps displaying.

- **[30674]** A result's number, badge, and arrow icon display incorrectly when viewing error search results.
- **[30847]** Table history display is inconsistent between the iOS and Android operating systems.
- **[30879]** If a tabular view includes a DAM field, the data content is too close to the top and bottom margins.
- **[30918]** When viewing error search results, the error/warning number overlaps the content.
- **[31130]** In the settings screen, toggles to change the language and protocol overlap the border.
- **[31153]** An error message does not display correctly when attempting to log in without entering any login information.
- **[31274]** The last group item does not display correctly in the menu.
- **[31300]** In workflows that include many steps, comments disappear after one user has completed their task.
- **[31786]** Workflow tasks cannot be accessed from an Android phone.

9.17 Release Notes 1.1.2

Release Date: March 16, 2018

Bug fixes

This release includes the following bug fixes:

- **[27781]** The wrong message displays when the path to access a table is incorrect.
- **[29101]** In the sort screen, the text "ASC/DESC" is not vertically centered.
- **[29221]** An abnormal black line is displayed when opening the main menu from the Inbox screen.
- **[29321]** The app blinks when pulling up to load more data on from fuzzy search results.
- **[29686]** File downloading is not canceled when backing out of the device's setting screen to the view file screen (in iOS).
- **[29702]** A downloaded file is not shown when folder storage has the same file name.
- **[29730]** Cannot access Crosswalk association and abnormal behavior occurs after pressing back button.
- **[29777]** After disconnecting the network and opening the app from a device's Application screen, the "No internet connection" message is not shown.
- **[29998]** Record content is moved down 60 pixels after unhiding the field in a table which has simple tabular view.
- **[30048]** The history timeline displays abnormally.
- **[30477]** Download doesn't work when downloading a non-image file prior to downloading an image.
- **[30480]** It is possible to still see thumbnails in the tabular view after deactivating the TIBCO EBX Digital Asset Manager Add-on.
- **[30481]** Cannot exit Global Search by tapping a blank area.
- **[30631]** The number of media assets in the record display incorrectly.

- **[30663]** The bottom corner of the record does not display correctly.
- **[30675]** An abnormally white line was displayed at the header and bottom of the sub-menu.
- **[30679]** The record field is not fully displayed when the table view has only one record.
- **[30681]** In a workflow, comments could not include some special character such as "%" and "¥".
- **[30687]** Some UI components are incorrect on the exact search screen.
- **[30711]** The margin between Sort / Filter / History button is too small.
- **[30719]** In a workflow record screen, floating action buttons were displayed incorrectly.
- **[30734]** The Main menu does not align with Section list.
- **[30809]** Images could not be downloaded on the iPhone 7 plus.
- **[30812]** In the record details screen, floating action buttons were displayed incorrectly.
- **[30817]** In the server list screen, the remove icon displays incorrectly.
- **[30819]** In the inbox screen, "Take", "approve" and "reject" icons have a vertical white line.
- **[30836]** The 'Saved server configurations' message in the French language is not fully displayed.
- **[30838]** In mosaic view, the image preview for iOS is different from Android.
- **[30850]** Main menu displays incorrectly when a user scrolls and chooses an item.
- **[30851]** An abnormal message is shown when a user downloads an image.
- **[30856]** The 'File not found' message displays abnormally.
- **[30881]** In a workflow screen, the padding between lines of the record is not correct.
- **[30888]** Behavior of keyboard is incorrect when users tap to show/hide the password icon.
- **[30892]** The yellow circle location in history records is displayed incorrectly.
- **[30922]** The Main menu icon is not fully displayed.
- **[30924]** The server name is overlapped with the '>' icon.
- **[30926]** The Section list does not work correctly when it has only one item.
- **[30928]** The scroll function does not work on tooltip.
- **[30930]** The horizontal line between two items displays incorrectly.
- **[30932]** The screen blinks when opening search history on iOS.
- **[30951]** Downloaded images are not stored on devices.
- **[30983]** The 'Cancel' button blinks when clicking to "hierarchy up" on iOS.
- **[30984]** Section list display behavior is abnormal when a user expands/collapses section list.
- **[30990]** The 'Arrow' icon of the language change function is not center aligned.
- **[30991]** The tooltip UI is different between iOS and Android.
- **[30994]** The FAB button blinks when tapping the first time.
- **[31002]** In the sort screen, error messages do not have a bottom margin.
- **[31008]** The loading icon is shown when users back from detail screen.
- **[31009]** The software keyboard is not hidden when users tap the 'Go' button.

- **[31013]** In a workflow, the background color is not correct when users select unsupported actions on mobile.
- **[31014]** A 'Link error' title is shown after connecting to server then tapping on the record item on the workflow.
- **[31050]** Unexpected behavior occurs when using a username/password which has blank character to login (in Android 6.0).
- **[31065]** History for FK fields does not work correctly.
- **[31089]** The '>' icon is still displayed even there is no data.
- **[31090]** Name of field on sort screen display is not centered aligned with the circle.
- **[31121]** When downloading files, except images on Android, messages are not displayed.
- **[31126]** Main menu focus is lost when a user reopens the section list without choosing a section.
- **[31132]** When the section list has only one item, the UI moves slightly when tapping on the section list.

9.18 Release Note 1.1.1

Release Date: January 31, 2018

Overview

This release of the EBX® GO Add-on focuses on bug fixes, UI improvements, and configured server management capabilities.

UI improvements

A new UI design has been implemented to enhance user interactions and improve readability.

Configured server management

A list of EBX® GO Add-on servers (up to five) can be accessed and managed in the app's select server screen. Specifically, users can:

- Save a server configuration to the list.
- Remove a configuration from the list.
- Select a server from the list to connect to, edit, and save.

Bug fixes

- **[28179]** The wrong message displays when un-publishing the simple tabular view.
- **[28226]** Favorite work incorrectly when used by concurrent users.
- **[28298]** Unexpected behavior occurs when multiple users simultaneously take a task.
- **[28416]** An incorrect message displays when switching from Wifi to 3G.
- **[28448]** An incorrect message displays when the server is turned off.
- **[28921]** In history screen, when a system user creates a transaction history, 'Unknown' should not display.
- **[28937]** The association name with an arrow doesn't display correctly.

- **[28981]** Fuzzy Search displays several seconds without configuration.
- **[28997]** Cursor doesn't maintain display position.
- **[29136]** Owner of the history displays incorrectly when a work items are assigned to multiple users.
- **[29154]** In the Grid view a blank screen is displayed when scrolling up rapidly (Only android).
- **[29244]** The "No record found" message is shown when tapping on "take and start".
- **[29687]** The number of images does not align with that shown in the balloon.
- **[29709]** Even when a Digital Asset Manager field hasn't been configured, mobile app doesn't show an error message.
- **[29779]** Thumbnails display incorrectly when scrolling down then up to reload new data.
- **[29887]** Global search still shows search results although users don't have permission to access to the table.
- **[29895]** Data isn't removed after accepting an EBX® workflow.
- **[29943]** The system does not show a warning message when a search fails.
- **[29957]** A black dot is shown at line of the sub header when tapping the menu icon from the search screen.
- **[29997]** Username and avatar in record history do not display correctly.
- **[30042]** Cursor focus is lost in the global search, login, password, exact search, fuzzy search, and error search text boxes.
- **[30060]** When you don't use the app for a period of time and try to open it, the app hangs on the splash screen and you can't access to the app.
- **[30072]** In the favorites screen, detailed information and an error message is displayed at the same time.
- **[30103]** An image thumbnail hangs when loading.
- **[30110]** The back icon on sub-headers blinks when accessed from a Group.
- **[30111]** The “No internet connection” message should display at the top of the screen if the connection is lost while searching.
- **[30120]** A blank page displays when users disconnect from the network, then tap on a record, and re-connect to the network.
- **[30121]** The 'Return' button displays on the keyboard instead of the 'Search' button.
- **[30130]** Data still displays in a hierarchy view even the user does not have sufficient permission.
- **[30131]** In a hierarchy, even after restricting access permission to the data space, data is still displayed when refreshing.
- **[30143]** An asset cannot be downloaded when using HTTPs protocol.
- **[30144]** The file name is overlapped with the '>' icon.
- **[30163]** An incorrect error message displays when users initially try to download a file.
- **[30166]** The global search screen's history blinks when tapping the device's back hard-key.
- **[30215]** Assets are not stored in the device library after downloading successfully (in iOS).
- **[30221]** Image thumbnails cannot be viewed when using the HTTPs protocol.

- **[30229]** The default colors show for a short time before displaying the correct header color.
- **[30307]** The "No record found" message displays when tapping 'take and start' then tapping the 'Approve' icon.
- **[30312]** The view type content blinks after setting dataspace access permission to no.
- **[30313]** The Error icon color displays incorrectly.
- **[30314]** Incorrect behavior occurs when updating permission in EBX® and accessing history in the mobile app at the same time.
- **[30324]** The share function doesn't work.
- **[30328]** Incorrect behavior occurs after backing out of a leaf node screen to a hierarchy list.
- **[30345]** The Digital Asset Manager field incorrectly displays on the Search Exact search results.
- **[30348]** Even when using the same account, data was displayed differently between iOS and Android platforms.
- **[30350]** Incorrect behavior occurs when pulling down to refresh the hierarchy view.
- **[30352]** The message "No record found" is not shown on the inbox of the workflow when there are no items.
- **[30354]** An error occurs when searching with an Emoticon.
- **[30356]** The '>' icon displays briefly when a Digital Asset Manager field is empty.
- **[30358]** "Unexpected error" is shown when accessing the record detail screen from a node where its name contains the '!' character.
- **[30390]** The search screen cannot be opened again after deactivating the TIBCO EBX Information Search Add-on.
- **[30414]** Incorrect behavior occurs when backing out of a group of fields when in an Exact Search.
- **[30420]** The 'Exact' option should be the focus when opening a search screen if the TIBCO EBX Information Search Add-on is deactivated.
- **[30427]** A technical error message displays when attempting to access data with no internet connection.
- **[30439]** A work item's status displays incorrectly when the owner's work item state is different.
- **[30462]** Search and sort icons are not shown on the table view after refreshing the page.
- **[30467]** The title of the tabular view is incorrect.
- **[30475]** An asset does not display correctly when swiping left/right rapidly.
- **[30479]** No fields display in the 'Exact' option after opening the search screen and deactivating the TIBCO EBX Information Search Add-on.
- **[30487]** It is possible to download and view an original asset from a local device when the app is loading the background image.
- **[30493]** An incorrect error message displays when returning to the record detail screen after switching datasets.
- **[30511]** An incorrect error message is displayed when tapping on the search result of fatal error data.

9.19 Release Note 1.1.0

Release Date: December 15, 2017

Overview

This release of the EBX® GO Add-on focuses on integrating TIBCO EBX Digital Asset Manager Add-on and TIBCO EBX Information Search Add-on capabilities. Some additional UI improvements and capabilities have been updated.

TIBCO EBX Digital Asset Manager Add-on integration

The mobile app can now display thumbnails for records in the tabular view. To leverage this feature, the first field in the record must be the *mediaType* field containing the digital asset. Supported file formats for image thumbnails include .png, .jpg, .jpeg, .bmp, and .gif. Other non-image file types display the associated file type's icon. When a field has more than one asset, the TIBCO EBX Digital Asset Manager Add-on's mosaic and list view modes are available for selection when viewing record details.

When viewing images, you can use standard mobile pinch gestures to zoom in and out. Additionally, you can download digital asset versions to your device.

TIBCO EBX Information Search Add-on integration

Mobile app users can now perform searches across all tables in their current perspective.

Additional improvements

The following improvements and changes have been made in this release:

- The Logout button has been moved from the settings screen to the main menu.
- The mobile app now supports iPhone X in fullscreen mode.
- In the tabular view, a group of field attributes instead of requiring users to navigate to their details.

9.20 Release Note 1.0.2

Release Date: November 1, 2017

Overview

This release of the EBX® GO Add-on focuses on performance enhancements for the iOS platform and bug fixes. Additionally, some messages, popups, and labels have been updated.

Performance enhancements

iOS WKWebView was used provide a 20% performance increase in the app and support iPhone SE with lower amounts of RAM.

Additional improvements

The following improvements and changes have been made in this release:

- Pagination support has been added for fuzzy search results, error search results, and the inbox.

- Users are now immediately redirected to the add comment screen when accepting, or rejecting work items where a comment is mandatory.
- Labels display for all work items that have multiple comments.
- When viewing a record's details, the number of errors/warnings now matches those displayed in search result badges.

Bug fixes

- **[28472]** In iOS 11 the screen does not display correctly after loading data (push down 20px).
- **[28357]** There is a delayed response time when the main menu is opened, or closed.
- **[28982]** Duplicate fields display in the Sort/Search Screen.
- **[29088]** The app crashes when accessing a dataspace, or dataset hierarchy view that contains space characters.
- **[28745]** The vertical line on the left-hand side of the history list screen disappears after tapping near the back icon.
- **[29149]** A duplicate title displays when pulling down on the history list screen.
- **[29005]** An i18n error occurs and the app cannot reload data when the network becomes available.
- **[29155]** The history screen title is shown as "loading..." and not the table name.
- **[27912]** An unexpected error message displays when viewing workflow history.
- **[29055]** The message—"The next page is empty"—displays and only the first 10 search results are shown (Only UTF8 language).
- **[28261]** The error message is incorrect when accessing a table which has dataset with a fatal error.
- **[29004]** The app crashes when tapping on the Logout button when using 4G (iOS).
- **[28314]** Favorite records from a dataset which has a fatal error still display in the Favorite records table.
- **[27299]** After changing the language, updates aren't applied to all static data.
- **[28247]** The app hangs when scrolling down to load more than 300 records on iPhone SE.
- **[28743]** The content details of work items that point to a dataset, or dataspace that contains an underscore character cannot be viewed.
- **[28932]** It is possible to select a leaf node when there is a FK error.
- **[28360]** After enabling, the notification switch indicates 'off'.
- **[29208]** An abnormal line displays when the app is not compatible with the server.
- **[28914]** The message "Unable to connect to {0}" displays even when the network is functioning properly.
- **[28740]** The sub-header text "Loading..." displays continuously when viewing history.
- **[28148]** An incorrect error message displays if the app is ran, then closed, the server disconnected, and finally the app is re-opened.
- **[28833]** "No record found" displays differently on the history and table views.
- **[28834]** When performing an exact search, all fields in the group are automatically marked when viewing again.

- **[28944]** The Pop-up Back to connect to the server page works incorrectly in the Favorites table.
- **[28851]** The table name displays incorrectly on the history screen.
- **[28948]** "No internet connection" continuously shows running the app in background then re-connecting to the internet.
- **[28656]** Sort and Search icon disappears when quickly scrolling down then up to reload new data (in iOS).
- **[28919]** The language doesn't change if a user changes it from the login screen and uses HTTPS.
- **[28864]** Language works incorrectly in the login screen.
- **[28568]** The login screen jumps vertically when displaying the keyboard.
- **[28489]** The connect to server screen blinks.
- **[28757]** The field list displays incorrectly when scrolling.
- **[28674]** The cursor does not work correctly when tapping a textbox (in iOS 11).
- **[27286]** Cannot overwrite an old version when installing a new version of the app.
- **[28831]** ASC/DESC works incorrectly when re-entering.

9.21 Release Note 1.0.1

Release Date: October 16, 2017

In this release of theEBX® GO Add-on:

- Users can access, search, and filter data.
- Workflow tasks can be accepted or rejected.
- Users can create a list of favorite records in the app for easy access.

