



TIBCO EBX® Information Search Add-on

*Version 6.2.3
April 2026*

Table of contents

Administrator Guide

1. Administrative overview.....	10
2. Configuring search.....	13
3. Setting user preferences.....	17
4. Search history.....	19

Developer Guide

5. Extending search functionality.....	22
6. REST overview.....	27

User Guide

7. About EBX Information Search Add-on.....	30
8. Running searches.....	31

Reference Guide

9. Searchable datasets.....	38
10. Permissions.....	39
11. User preference.....	41
12. History management.....	43

Notices

13. Documentation and Support.....	46
14. Legal and Third-Party.....	49

Release Notes

15. Version 6.2.3.....	52
16. All release notes.....	56

Administrator Guide

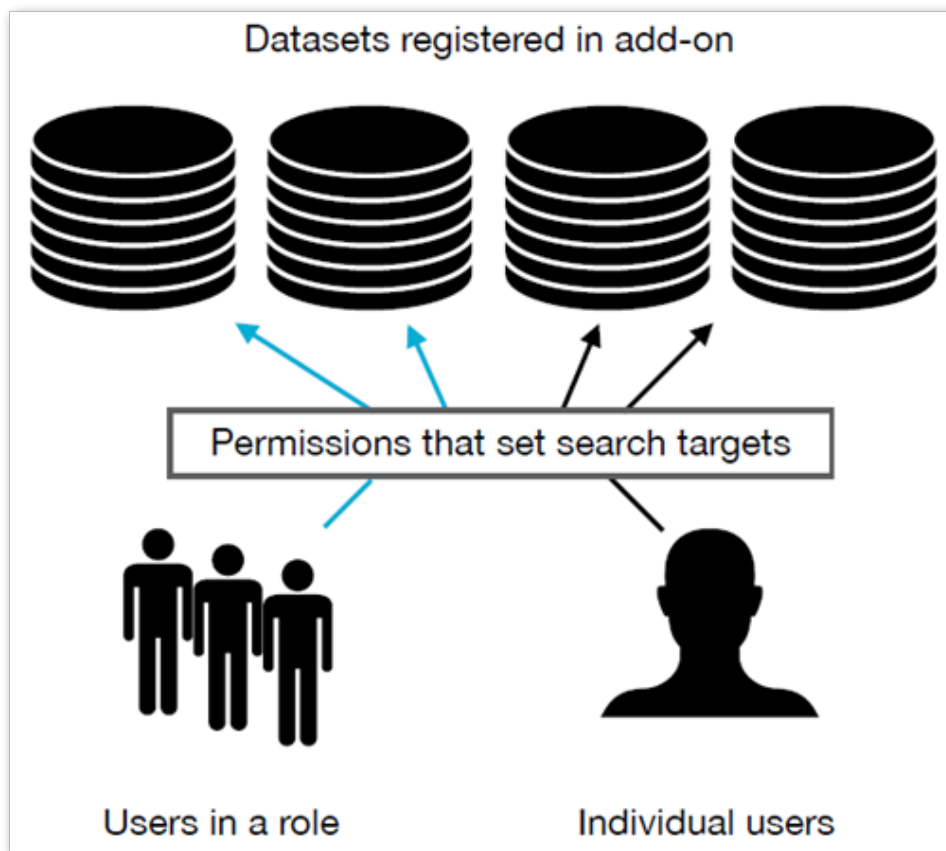
CHAPTER 1

Administrative overview

The TIBCO EBX® Information Search Add-on provides a search access point that can target multiple TIBCO EBX® datasets. In an administrative role, you set the search scope for users by determining which datasets are targeted when a specific profile performs a search. You can also manage user search preferences and history.

The following outlines the configuration process for creating a targeted search:

1. Register datasets with the add-on to make them available as search targets.
2. Use permissions to link profiles with target datasets.



Once you complete the process outlined above, enabled users will see the search icon displayed on the main EBX® menu bar.

What's Next? Use the instructions in [Configuring search](#) [p 13] to allow users to execute targeted searches.

CHAPTER 2

Configuring search

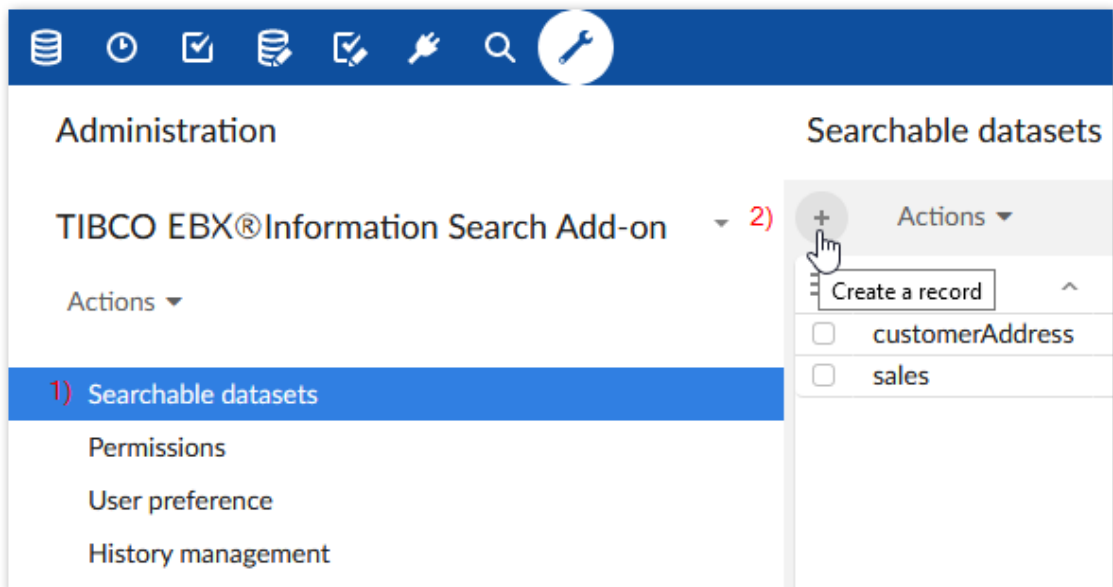
When configuring a targeted search, you create records that:

- register searchable datasets with the add-on.
- set permissions for profiles that determine the datasets targeted when users run searches. The permissions you set in the add-on do not conflict with existing EBX® permissions. A targeted search only returns results from the tables and fields that users have sufficient permission to view.

After you complete configuration, users can perform a targeted search via the main EBX® menu. The scope of a targeted search is always the same. This differs from the EBX® quick search feature that returns data from the location where a search is run. For example, datasets A, B, and C are registered with the add-on and permissions link the Steward profile with A and C. It makes no difference as to the users current dataset location. When a user in the Steward profile runs a targeted search, they will get results only from datasets A and C.

To configure targeted search:

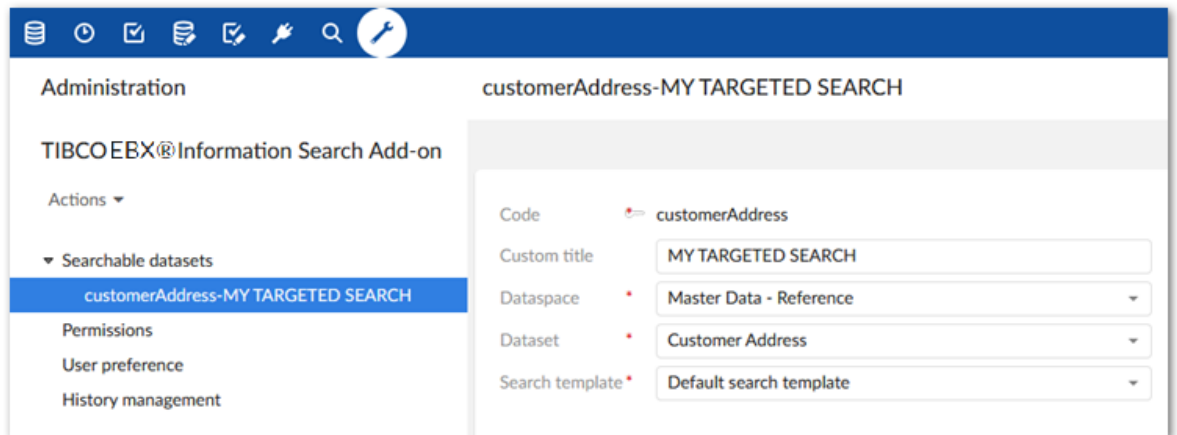
1. Register searchable datasets with the add-on:



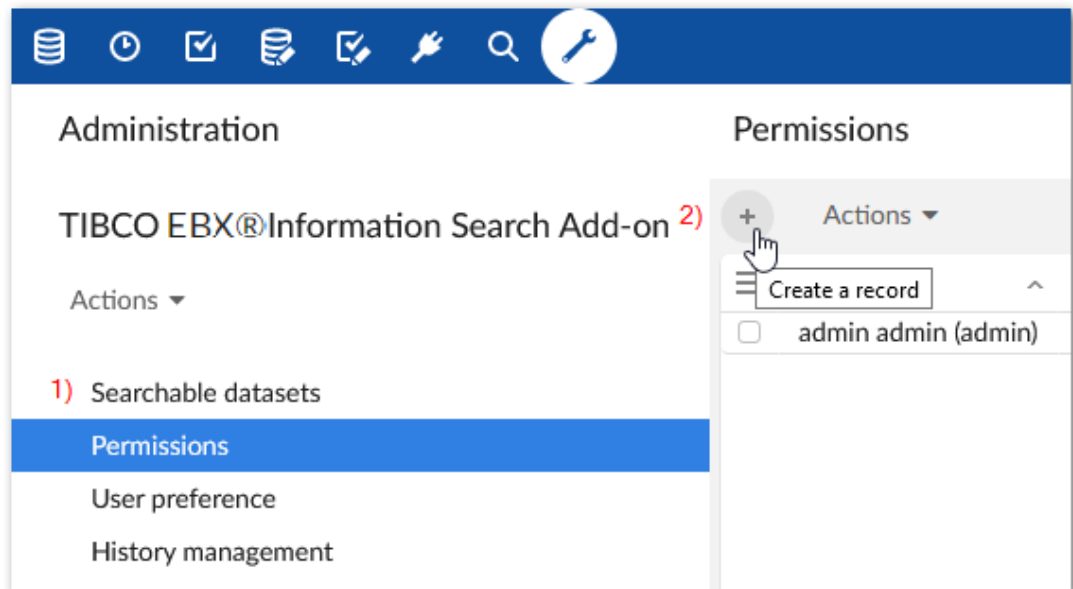
1. Open the **Administration** panel and navigate to *Data quality & analytics > TIBCO EBX® Information Search Add-on > Searchable datasets*.
2. Select the '+' icon to create a new record. Empty fields display.

3. Enter a unique identifier in the **Code** field.
4. Use the **Dataspace** and **Dataset** menus to specify the dataset you want to make available for targeted searches.
5. Optionally, enter text in the **Custom title** field to add a title that displays at the top of the search page.
6. Use the **Search template** menu to specify the template used when searching this dataset. The list of available templates depends on search templates configured for the data model. At a minimum the **Default search template** is available which uses default search strategies based on field data types. See the EBX® documentation for more information about search strategies and templates.

The following shows a completed record.

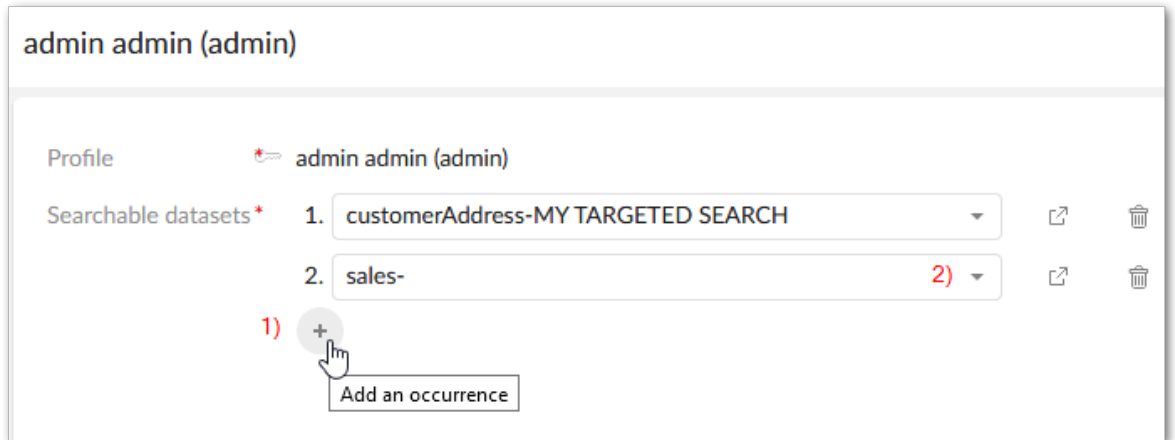


2. Set permissions to determine search scope:



1. Select the **Permissions** table.
2. Select the '+' icon to create a new record. Empty fields display. As described in the next steps, this record is used to link a user profile with one or more datasets that set the scope for a targeted search.

3. Use the **Profile** menu to specify the desired user profile or role. When this profile runs a targeted search, it will include the datasets you specify in the following step.
4. Add datasets using the **Searchable datasets** group:



1. Click the '+' icon to include an additional dataset.
2. Use the drop-down to select the desired dataset.

After saving and closing, the targeted search icon will now be available for the user, or users included in the profile.



CHAPTER 3

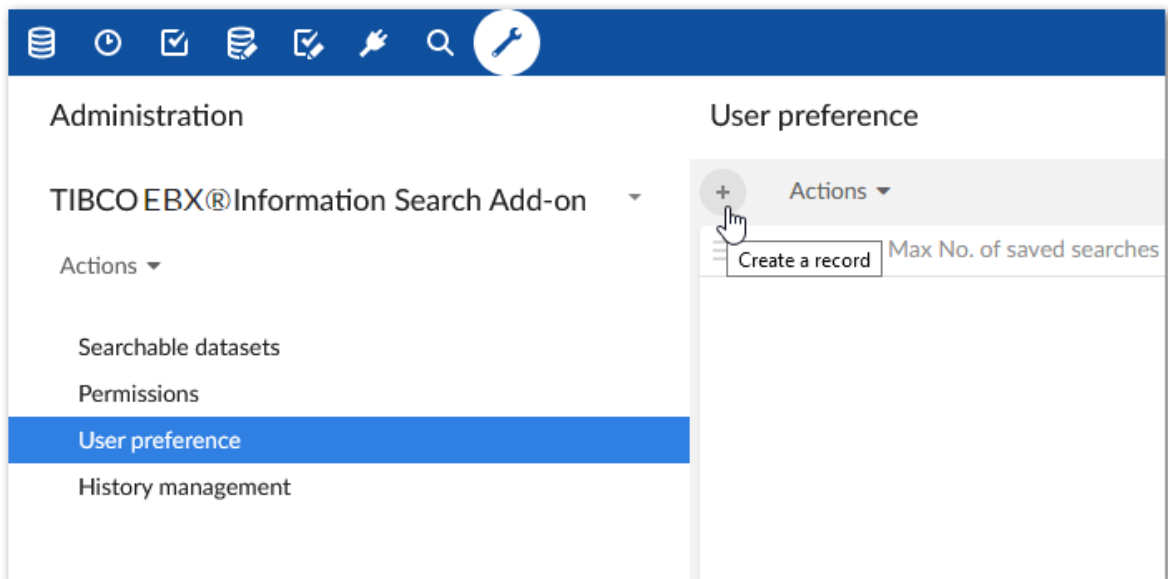
Setting user preferences

By default, the add-on:

- Records each user's search history; up to 20 of the most recent queries.
- Automatically displays a user's history when they access the add-on's search functionality.

As an administrator you can change the behavior mentioned above for individual users. To change this behavior:

1. Navigate to *Administration > Data quality & analytics > TIBCO EBX® Information Search Add-on > User preference* and create a new record.

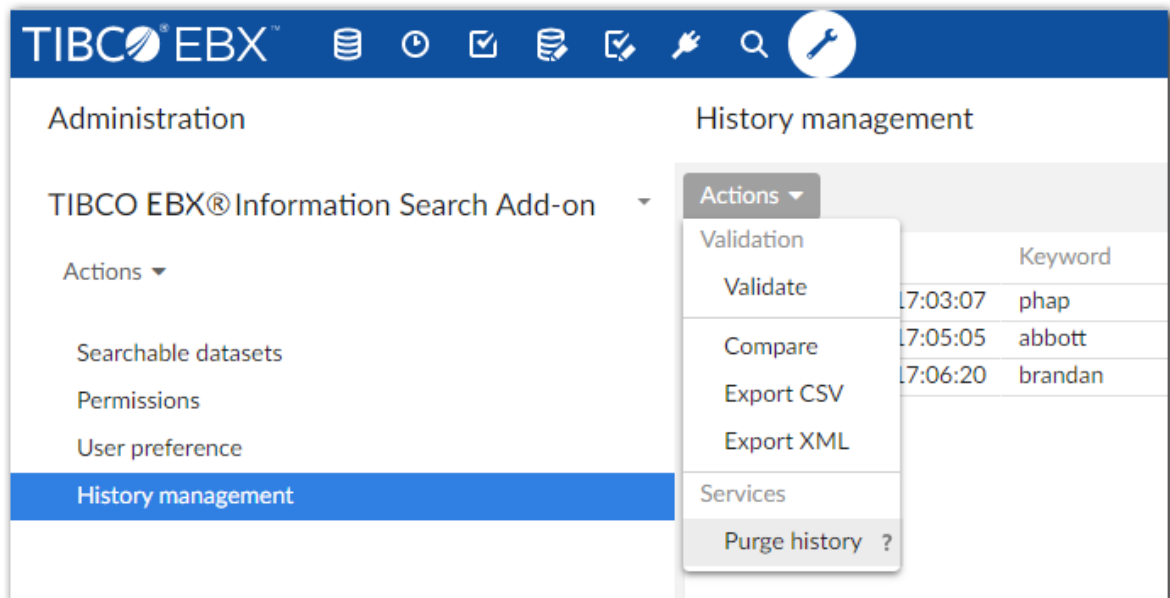


2. Use the options in the record to change preference settings for an individual user.

CHAPTER 4

Search history

The add-on stores a history of the searches executed by each user. You can view the history by opening the **Administration** panel and navigating to: *Data quality & analytics > TIBCO EBX® Information Search Add-on > History management*. As shown below, you can use the table's **Purge history** service to clear the table's history.



The screenshot shows the TIBCO EBX® Information Search Add-on Administration interface. The left sidebar contains the following menu items: Administration, TIBCO EBX® Information Search Add-on, Actions, Searchable datasets, Permissions, User preference, and History management (highlighted). The main content area is titled 'History management' and displays a table with search history. An 'Actions' dropdown menu is open, showing options: Validation, Validate, Compare, Export CSV, Export XML, Services, and Purge history (highlighted). The table data is as follows:

		Keyword
Validate	7:03:07	phap
Compare	7:05:05	abbott
Export CSV	7:06:20	brandan

Developer Guide

Extending search functionality

This chapter contains the following topics:

1. [Overview](#)
2. [Creating a custom template](#)
3. [Registering synonyms and stopwords](#)
4. [Configuring the data model](#)
5. [Configuring a targeted search](#)

5.1 Overview

Since the 6.0.0 release of EBX, some search functionality is no longer handled by the add-on, or available to configure. However, you can programatically extend search functionality for targeted searches so that they use custom templates and include synonyms and stopwords. You can accomplish this by:

- [Creating a custom template](#) [p 22]
- [Registering synonyms and stopwords](#) [p 23]
- [Configuring the data model](#) [p 23]
- [Configuring a targeted search](#) [p 25]

5.2 Creating a custom template

A custom search template must implement the `SearchTemplate` interface. This interface enables definition of a template key, description, and label. As shown in the example below, the `KEY` field must include the name of your custom module followed by `@<unique String>`. See the EBX API documentation for details on this interface.

The following is an example of a `SearchTemplate`:

```
/**
 *
 public class MyCustomTemplate implements SearchTemplate
 {
 //The key must begin with the name of the custom module where you want to register this template followed by '@'
 and any value.
 private final SearchTemplateKey KEY = SearchTemplateKey
 .parse("ebx-addon-docs@docsSearchTemplateExample");

 @Override
 public SearchTemplateKey getTemplateKey()
```

```

{
    return KEY;
}

//Sets the label that identifies this template. This label displays in the menu that allows you to choose a
search template.
@Override
public UserMessage getUserLabel()
{
    return UserMessage.createInfo("My Custom Template");
}

@Override
public UserMessage getUserDescription()
{
    return UserMessage.createInfo("Template used for synonyms and stopwords demo.");
}
}

```

5.3 Registering synonyms and stopwords

To make synonyms and stopwords available these lists must be included in your custom module registration by overriding the `handleSearchRegistration()` method in your module's registration servlet. The following example shows registration of basic lists:

```

@Override
public void handleSearchRegistration(ModuleSearchRegistrationContext aContext)
{
    ModuleSearchRegistrationAddonContext context = (ModuleSearchRegistrationAddonContext) aContext;

    //Define the synonym list as pairs of synonyms.
    List<SynonymPair> customSynonyms = Arrays
        .asList(SynonymPair.newPair("quick", "fast"), SynonymPair.newPair("quick", "rapid"));

    //Define the list of stopwords.
    List<String> customStopwords = Arrays.asList("street", "boulevard", "city");

    //Register the custom template and any lists of synonyms, or stopwords
    //The SynonymKey and StopWordsKey arguments must begin with the name of your custom module followed by '@' and
    the value you choose.
    //You pass these key values as parameters when configuring a field's search strategy.
    context.registerSearchTemplate(MyCustomTemplate::new)
        .registerSynonyms(
            SynonymDeclaration.of(
                SynonymsKey.parse("ebx-addon-docs@customSynonyms"),
                UserMessage.createInfo("User message 1 String"),
                UserMessage.createInfo("User message 2 String"),
                customSynonyms)
        .registerStopWords(
            StopWordsDeclaration.of(
                StopWordsKey.parse("ebx-addon-docs@customStopwords"),
                UserMessage.createInfo("User message 3"),
                UserMessage.createInfo("User Message 4"),
                customStopwords);
}

```

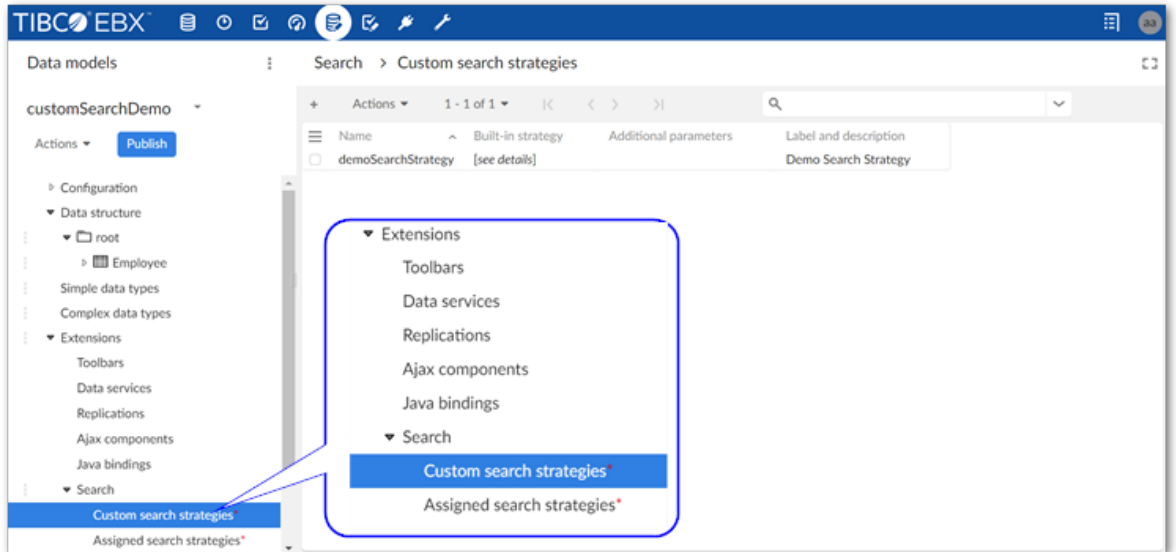
5.4 Configuring the data model

After registering a search template, synonyms, and stopwords you can configure a data model's search extension to customize search capabilities. The configuration involves creating a search strategy and passing your synonym and stopword lists as parameters. You then associate the search strategy with your custom template and the field where settings will apply.

To configure your data model:

1. Create a new search strategy:
 1. Select **Data models** from the main menu bar and open the desired data model.

2. Navigate to *Extensions > Search > Custom search strategies*.

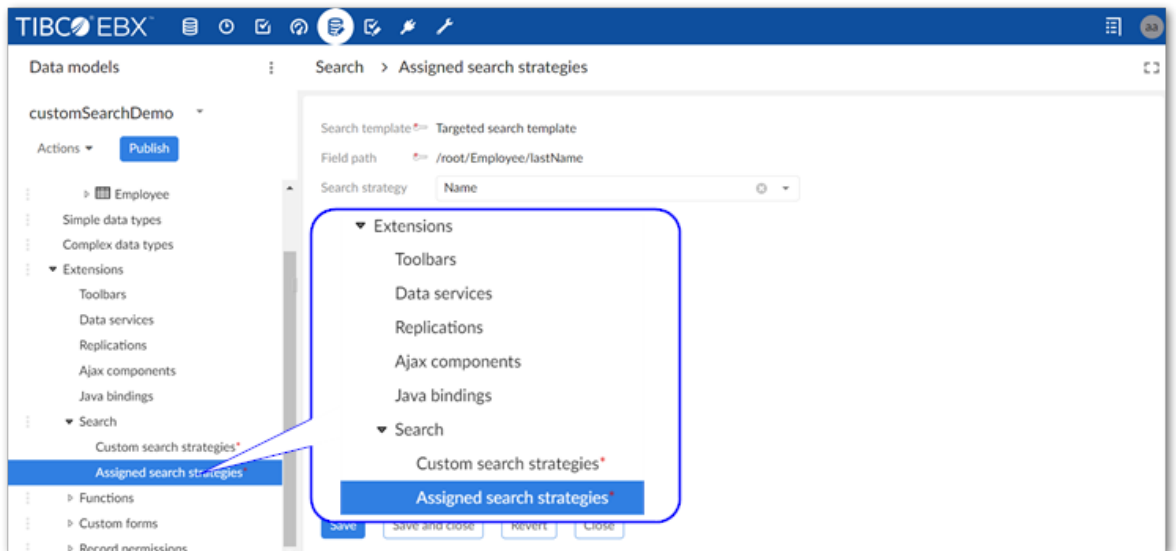


3. Create a new record and specify the following:

- **Name:** Provide a unique name.
- **Built-in strategy:** Identifier of a built-in strategy that will be used as a base for the custom strategy.
 1. **Strategy:** Select the appropriate search strategy for this field's data type.
 2. **Parameters:** Configure the desired parameter for search strategy.
- 4. After optionally providing a label and description save and close.

2. Associate the search strategy, field, and template:

1. In the navigation pane, select **Assigned search strategies** and create a new record.



2. Update the following properties:

- **Search template:** Select your search template implementation from the list.

- **Field path:** Select the field you want to apply these settings to.
 - **Search strategy:** Select the search strategy created in the previous steps.
3. Save and close.
 3. Publish your data model.

5.5 Configuring a targeted search

After configuring the steps in the previous sections, you can create a new or update an existing targeted search configuration to use your search template implementation.

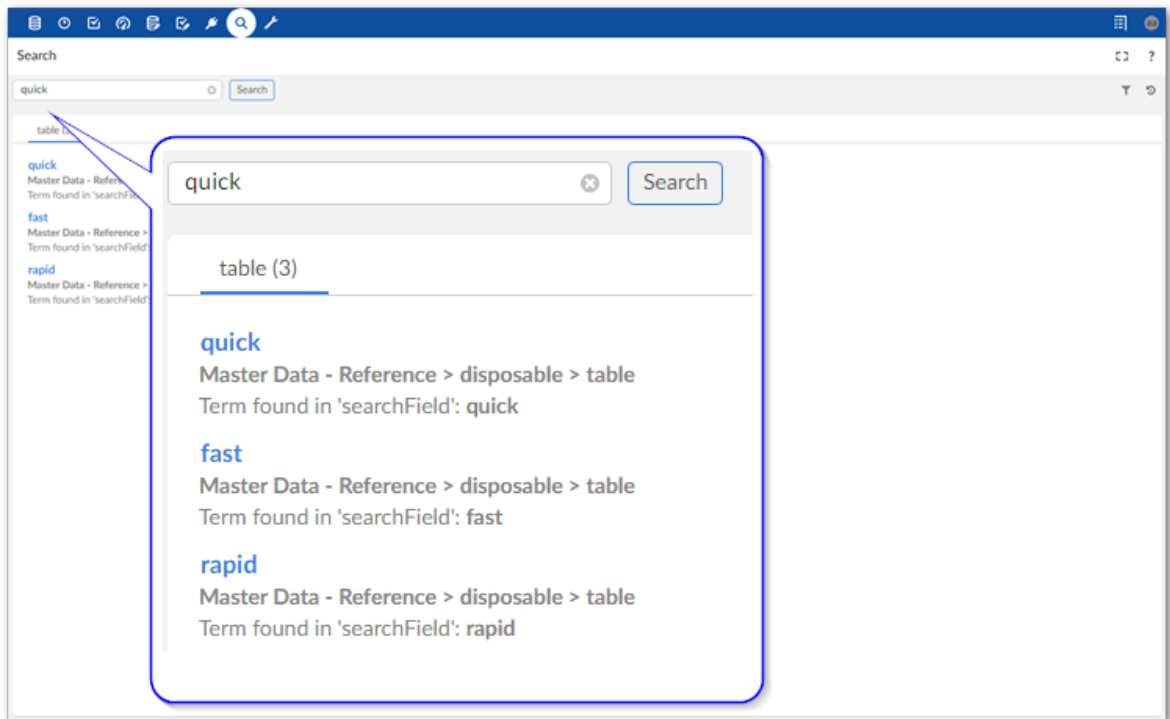
Attention

The following instructions show how to apply a custom template to an existing configuration. See [Configuring search](#) [p 13] for instructions on setting up a targeted search.

To use a custom template with a targeted search:

1. In the **Administration** panel, navigate to *TIBCO EBX® Information Search Add-on > Searchable datasets*.
2. Open the searchable dataset configuration where you want to use the custom template.
3. Use the **Search template** menu to select your template.
4. Save and close.

The following image shows a search executed using the synonym list from the example code and returns synonyms defined for "quick":



CHAPTER 6

REST overview

The TIBCO EBX® Information Search Add-on allows access to its services using a RESTful API. The add-on follows the OpenAPI Specification (OAS) to document its REST API. This allows you to use tools such as Swagger to generate and interact with our REST documentation. It is not our intent to document how to use these tools here. However, the following example shows one way to view the REST API documentation.

To generate the add-on's OAS:

1. Use a tool such as Postman to send a GET request to the following endpoint on your EBX® server: `http://<host>:<port>/ebx-addon-tese/rest/v1`.
2. Ensure the response is formatted in JSON.
3. Save the response to a file.
4. Open a web browser and navigate to Swagger Editor: `https://editor.swagger.io/`.
5. Select *File > Import file* to import the add-on's specification.

The editor displays the formatted text on the left and HTML on the right.

The screenshot shows the Swagger Editor interface. On the left, the raw OpenAPI Specification (OAS) is displayed in a code editor. On the right, the rendered HTML documentation is shown, featuring a title, description, and a list of API endpoints with their methods and descriptions.

```

1 openapi: 3.0.1
2 info:
3   title: TIBCO EBX® Information Search Public API
4   description: >-
5     The TIBCO EBX® Information Search leverages TIBCO EBX® native abilities and
6     provides a search access point that can target multiple TIBCO EBX® datasets.
7     The add-on makes data available in JSON format and adheres to the OpenAPI
8     Specification. This Swagger specification covers the REST operations that
9     correspond to those available to business users in the add-on's UI.
10  contact:
11    email: support@tibco.com
12  version: '1.0'
13  paths:
14    /rest/v1/history/{id}:
15      delete:
16        tags:
17          - history
18        summary: Delete a search history
19        description: A search history will be physically deleted from the table.
20        operationId: deleteHistory
21        parameters:
22          - name: id
23            in: path
24            required: true
25            schema:
26              type: string
27        responses:
28          '200':
29            description: The History record matches an existing id.
30    /rest/v1/history:
31      get:
32        tags:
33          - history
34        summary: Returns the list of search history
35        description: >-
36          The search results include: id, datetime, and number of results. It also
37          returns the total number of pages and total number of results.
38        operationId: getHistory
39        parameters:
40          - name: pageIndex
41            in: query
42            schema:
43              type: string
44          - name: pageSize
45            in: query
46            schema:
47              type: string

```

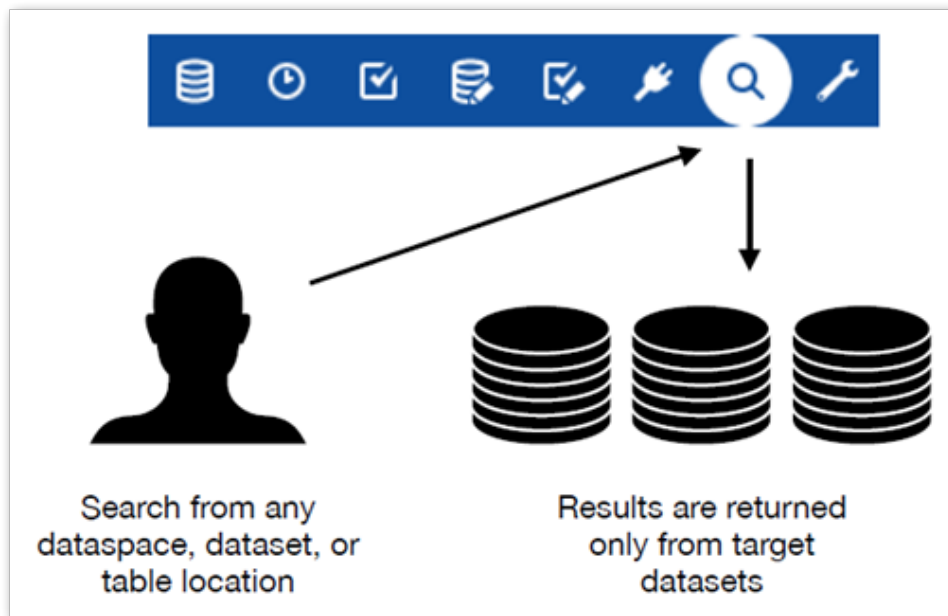
The rendered HTML documentation on the right is titled "TIBCO EBX® Information Search Public API" and includes a "1.0 OAS" badge. It features a description of the API and a list of endpoints under the "history" and "search" sections:

- DELETE** `/rest/v1/history/{id}` Delete a search history
- GET** `/rest/v1/history` Returns the list of search history
- GET** `/rest/v1/history/suggestions` Returns the list of search history related to provided suggestions.
- GET** `/rest/v1/search` Returns the list of results for each table.
- GET** `/rest/v1/search/targeted` Returns the list of record search result.

User Guide

About EBX Information Search Add-on

The EBX Information Search Add-on allows you run a targeted search to find and retrieve data contained in your TIBCO EBX® repository. The add-on's search differs from the quick search available in EBX® in that it looks for data in the target locations specified by an administrator. For example, you can access the add-on's search from any EBX location, but the results come from the target locations set by your administrator.



See also

[Running searches](#) [p 31]

[Configuring search](#) [p 13]

Running searches

This chapter contains the following topics:

1. [Overview](#)
2. [Executing a search](#)
3. [Filtering search results](#)
4. [Displaying search history](#)

8.1 Overview

An administrator must configure the add-on before you can execute a search. As an EBX® user, the icon in the menu bar to access the add-on's targeted search does not display for you until a configuration exists. Administrators can use the instructions in [Configuring search](#) [p 13] to configure the add-on.

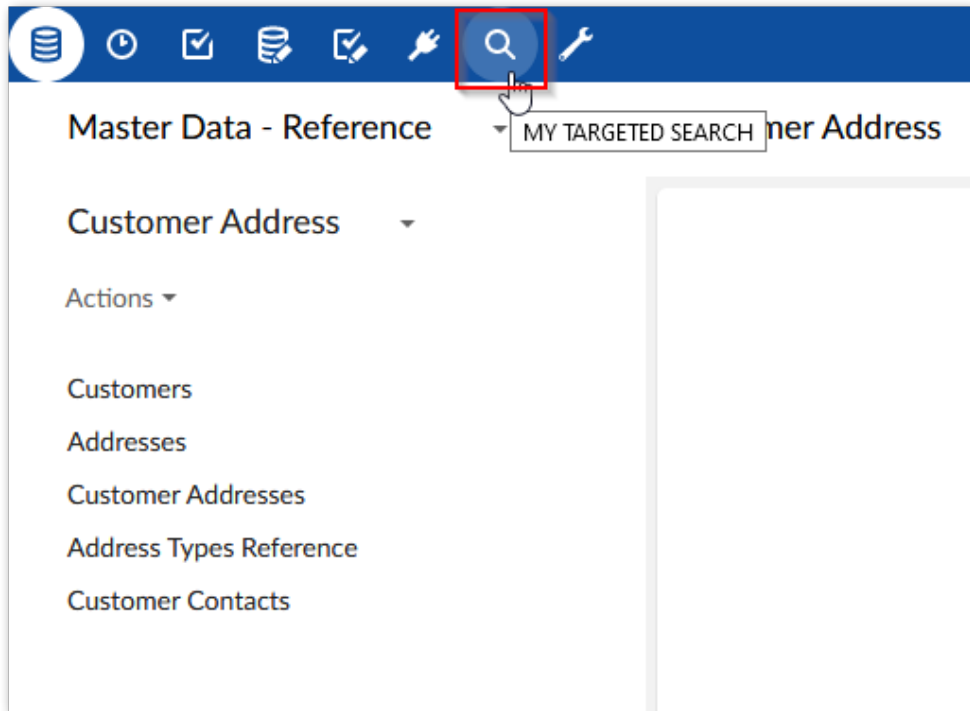
The following sections show how to run a search and use available features:

- [Executing a search](#) [p 31]
- [Filtering search results](#) [p 34]
- [Displaying search history](#) [p 34]

8.2 Executing a search

To run a new search:

1. As shown in the image below, you can run a targeted search from the main EBX® menu. The data on which the add-on performs the search depends on the datasets included by your administrator.

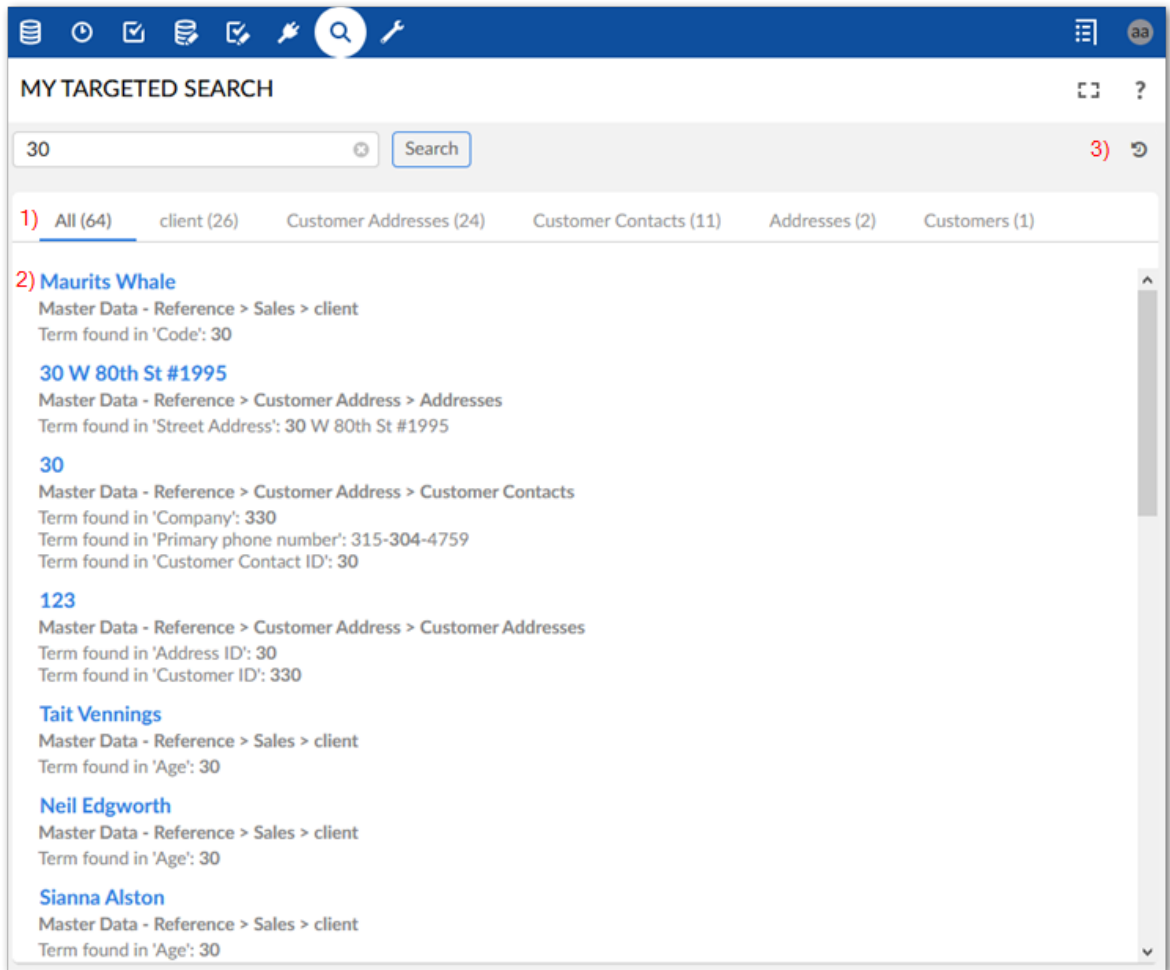


2. Input your search term in the text box and select **Search**, or press Enter on your keyboard.

Note

If you are searching for a date, apply the format 'DD/MM/YYYY' for French and 'MM/DD/YYYY' for other languages.

- Browse the search results. The following image is of a search that returns results from multiple tables.



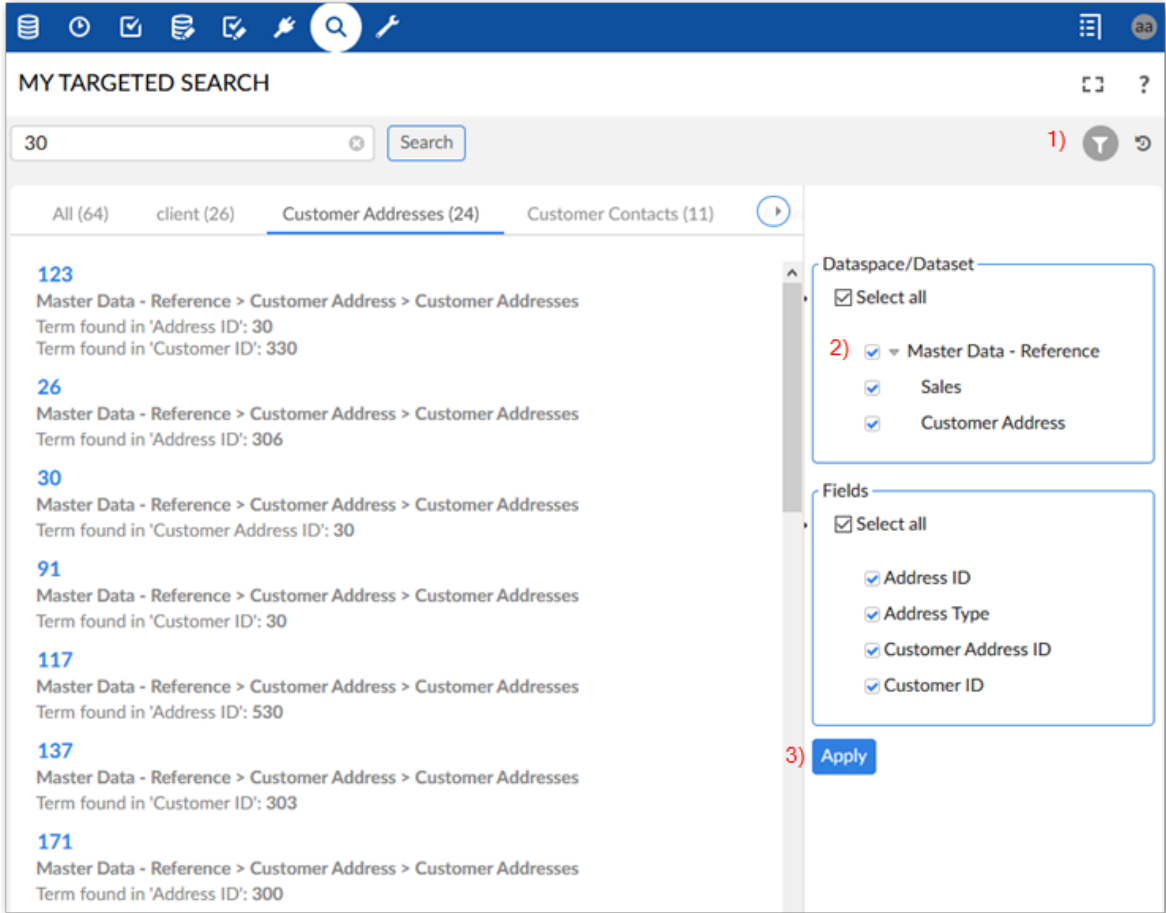
- The **All** tab displays the results from every table. The remaining tabs separate the results by table; each tab label indicates the table's results it contains.
- Each result includes: a highlighted link to record containing the result, the **dataspace > dataset > table** where the result was found, and the field containing the result.
- Use the icons to expand to full screen, access the help, and display your search history.

Note

If table data is updated after performing a search, you need to re-execute the search to synchronize the results.

8.3 Filtering search results

When viewing results from a single table, you can filter the results by dataspace, dataset, and field. The following image highlights this functionality:

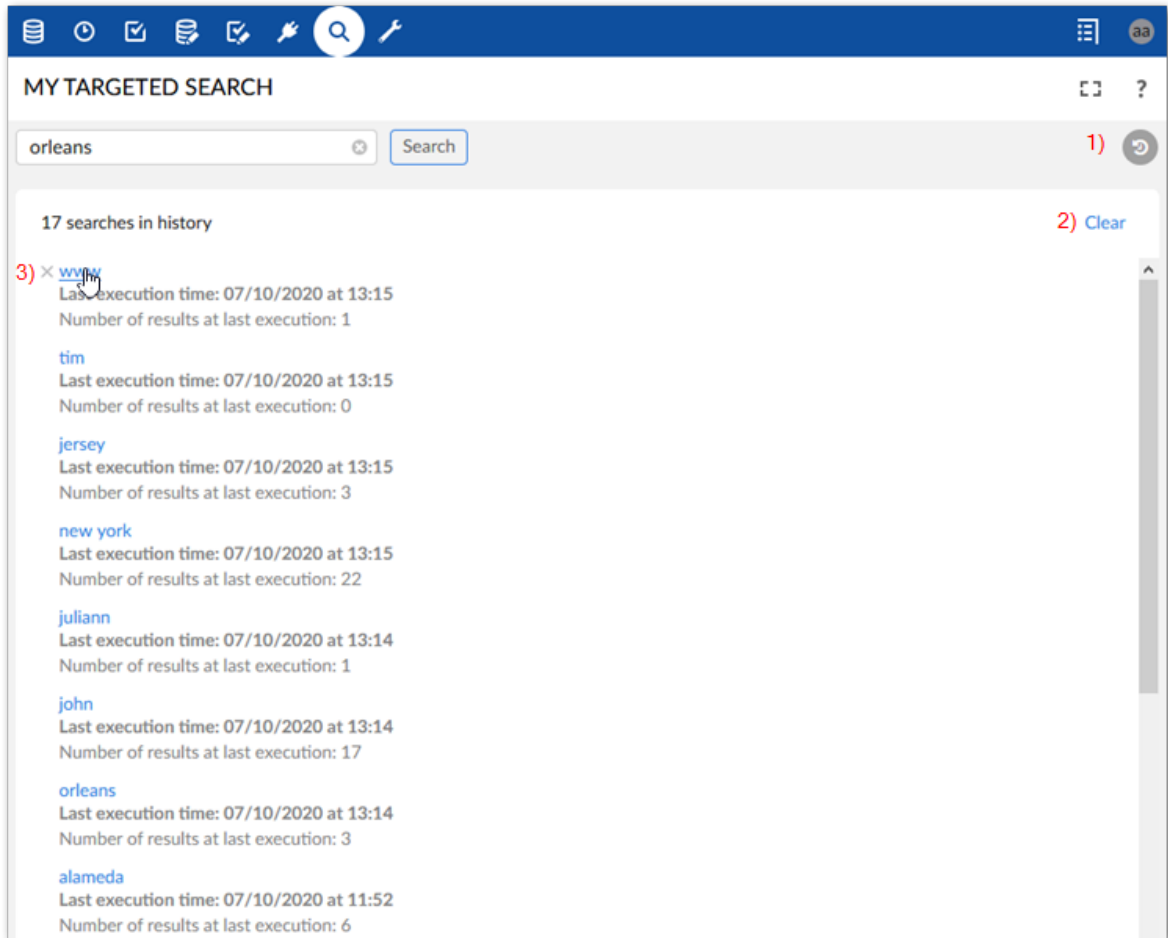


-
- | | |
|----|-----------------------|
| 1) | Show/hide the filter. |
|----|-----------------------|
-
- | | |
|----|--|
| 2) | Select the locations you want to see results from. |
|----|--|
-
- | | |
|----|--|
| 3) | Select Apply to filter results. |
|----|--|
-

8.4 Displaying search history

You can show your search history by clicking **History** in the top-right of the **Search** window. Administrators can configure options that determine how much history is kept before overwriting and

can purge all history. As a user, you can re-run a search, clear all of your history, or just individual entries in the history.



1) Show/hide your search history.

2) Select **Clear** to purge your search history.

3) Click the link to re-execute the search, or **X** to remove the entry.

Reference Guide

Searchable datasets

The **Searchable datasets** table allows you to make datasets available to include in targeted searches. When adding a dataset to the table you specify the following:

Property	Definition
Code	A unique identifier for these settings.
Custom title	Title that displays when users run a targeted search. If undefined or multiple datasets are enabled for a single profile, the title defaults to Search .
Dataspace	Dataspace containing the dataset you want to include in a targeted search.
Dataset	Dataset containing data you want to make available for a targeted search.
Search template	A search template, as defined in the Data Modeler Assistant, applied to this dataset.

CHAPTER 10

Permissions

Sets the search scope for a profile or role when they run a targeted search using the following properties:

Property	Definition
Profile	Profile or role that can search the data contained in the specified datasets.
Searchable datasets	Datasets that contain the data searched by the add-on when executing a targeted search.

CHAPTER **11**

User preference

The **User preference** table allows you to apply preference settings to individual users. If a preference is not defined for a user, the default preference settings are used.

Property	Definition
User	Preference settings are applied to this user.
Max No. of saved searches	Maximum number of history items that can be stored for a user profile. Default value: 20
Display history by default	Determines whether history displays by default on the search home page.

CHAPTER 12

History management

The **History management** table each user's search history. To purge the history, run the **Purge history** service from the table's **Actions** menu.

Property	Definition
Timestamp	Date and time of the search was executed.
Keyword	The keyword used to search. All keywords are converted to lower case in the History management table.
No. of results	The number of results that have been found.
User	User in charge of the search execution.

Notices

CHAPTER 13

Documentation and Support

For information about this product, you can read the documentation, contact TIBCO Support, and join TIBCO Community.

This chapter contains the following topics:

1. [How to Access TIBCO Documentation](#)
2. [Product-Specific Documentation](#)
3. [How to Contact Support for TIBCO Products](#)
4. [How to Join TIBCO Community](#)

13.1 How to Access TIBCO Documentation

Documentation for TIBCO products is available on the [Product Documentation website](#) website, mainly in HTML and PDF formats.

The [Product Documentation website](#) website is updated frequently and is more current than any other documentation included with the product.

13.2 Product-Specific Documentation

The documentation for the TIBCO EBX® is available on the [TIBCO EBX® Product Documentation](#) page. This page contains the latest version of each document.

The documentation for the TIBCO EBX® Add-ons is available on the [TIBCO EBX® Add-ons Product Documentation](#) page. This page contains the latest version of each document.

To view the documents for Add-on Bundles that are compatible with other versions of TIBCO EBX®, use the **Bundle version** menu to select the desired release.

13.3 How to Contact Support for TIBCO Products

You can contact the Support team in the following ways:

- To access the Support Knowledge Base and getting personalized content about products you are interested in, visit our [product Support website](#).
- To create a Support case, you must have a valid maintenance or support contract with a Cloud Software Group entity. You also need a username and password to log in to the [product Support website](#). If you do not have a username, you can request one by clicking **Register** on the website.

- To submit ideas, suggestions, or feedback for TIBCO products, visit our [product Support website](#).

13.4 How to Join TIBCO Community

TIBCO Community is the official channel for TIBCO customers, partners, and employee subject matter experts to share and access their collective experience. TIBCO Community offers access to Q&A forums, product wikis, and best practices. It also offers access to extensions, adapters, solution accelerators, and tools that extend and enable customers to gain full value from TIBCO products. In addition, users can submit and vote on feature requests from within the [TIBCO Ideas Portal](#). For a free registration, go to [TIBCO Community](#).

CHAPTER 14

Legal and Third-Party

SOME CLOUD SOFTWARE GROUP, INC. (“CLOUD SG”) SOFTWARE AND CLOUD SERVICES EMBED, BUNDLE, OR OTHERWISE INCLUDE OTHER SOFTWARE, INCLUDING OTHER CLOUD SG SOFTWARE (COLLECTIVELY, “INCLUDED SOFTWARE”). USE OF INCLUDED SOFTWARE IS SOLELY TO ENABLE THE FUNCTIONALITY (OR PROVIDE LIMITED ADD-ON FUNCTIONALITY) OF THE LICENSED CLOUD SG SOFTWARE AND/OR CLOUD SERVICES. THE INCLUDED SOFTWARE IS NOT LICENSED TO BE USED OR ACCESSED BY ANY OTHER CLOUD SG SOFTWARE AND/OR CLOUD SERVICES OR FOR ANY OTHER PURPOSE.

USE OF CLOUD SG SOFTWARE AND CLOUD SERVICES IS SUBJECT TO THE TERMS AND CONDITIONS OF AN AGREEMENT FOUND IN EITHER A SEPARATELY EXECUTED AGREEMENT, OR, IF THERE IS NO SUCH SEPARATE AGREEMENT, THE CLICKWRAP END USER AGREEMENT WHICH IS DISPLAYED WHEN ACCESSING, DOWNLOADING, OR INSTALLING THE SOFTWARE OR CLOUD SERVICES (AND WHICH IS DUPLICATED IN THE LICENSE FILE) OR IF THERE IS NO SUCH LICENSE AGREEMENT OR CLICKWRAP END USER AGREEMENT, THE LICENSE(S) LOCATED IN THE “LICENSE” FILE(S) OF THE SOFTWARE. USE OF THIS DOCUMENT IS SUBJECT TO THOSE SAME TERMS AND CONDITIONS, AND YOUR USE HEREOF SHALL CONSTITUTE ACCEPTANCE OF AND AN AGREEMENT TO BE BOUND BY THE SAME.

This document is subject to U.S. and international copyright laws and treaties. No part of this document may be reproduced in any form without the written authorization of Cloud Software Group, Inc.

TIBCO, the TIBCO logo, the TIBCO O logo, TIBCO EBX®, TIBCO EBX® Data Exchange Add-on, TIBCO EBX® Add-on's Root Module, TIBCO EBX® Digital Asset Manager Add-on, TIBCO EBX® Match and Merge Add-on, TIBCO EBX® Data Model and Data Visualization Add-on, TIBCO EBX® Insight Add-on, TIBCO EBX® Graph View Add-on, TIBCO EBX® Add-on for Oracle Hyperion EPM, TIBCO EBX® Information Governance Add-on, TIBCO EBX® GO Add-on, TIBCO EBX® Activity Monitoring Add-on, TIBCO EBX® Rule Portfolio Add-on, and TIBCO EBX® Information Search Add-on are either registered trademarks or trademarks of Cloud Software Group, Inc. in the United States and/or other countries.

All other product and company names and marks mentioned in this document are the property of their respective owners and are mentioned for identification purposes only. You acknowledge that all rights to these third party marks are the exclusive property of their respective owners. Please refer to Cloud SG’s Third Party Trademark Notices (<https://www.cloud.com/legal>) for more information.

This document includes fonts that are licensed under the SIL Open Font License, Version 1.1, which is available at: <https://scripts.sil.org/OFL>.

Copyright (c) Paul D. Hunt, with Reserved Font Name Source Sans Pro and Source Code Pro.

Cloud SG software may be available on multiple operating systems. However, not all operating system platforms for a specific software version are released at the same time. See the “readme” file for the availability of a specific version of Cloud SG software on a specific operating system platform.

THIS DOCUMENT IS PROVIDED “AS IS” WITHOUT WARRANTY OF ANY KIND, EITHER EXPRESS OR IMPLIED, INCLUDING, BUT NOT LIMITED TO, THE IMPLIED WARRANTIES OF MERCHANTABILITY, FITNESS FOR A PARTICULAR PURPOSE, OR NON-INFRINGEMENT.

THIS DOCUMENT COULD INCLUDE TECHNICAL INACCURACIES OR TYPOGRAPHICAL ERRORS. CHANGES ARE PERIODICALLY ADDED TO THE INFORMATION HEREIN; THESE CHANGES WILL BE INCORPORATED IN NEW EDITIONS OF THIS DOCUMENT. CLOUD SG MAY MAKE IMPROVEMENTS AND/OR CHANGES IN THE PRODUCT(S), THE PROGRAM(S), AND/OR THE SERVICES DESCRIBED IN THIS DOCUMENT AT ANY TIME WITHOUT NOTICE.

THE CONTENTS OF THIS DOCUMENT MAY BE MODIFIED AND/OR QUALIFIED, DIRECTLY OR INDIRECTLY, BY OTHER DOCUMENTATION WHICH ACCOMPANIES THIS SOFTWARE, INCLUDING BUT NOT LIMITED TO ANY RELEASE NOTES AND "README" FILES.

This and other products of Cloud SG may be covered by registered patents. For details, please refer to the Virtual Patent Marking document located at <https://www.cloud.com/legal>.



Copyright© 2006-2026. Cloud Software Group, Inc. All Rights Reserved

Release Notes

CHAPTER 15

Version 6.2.3

This chapter contains the following topics:

1. [New features](#)
2. [Changes in Functionality](#)
3. [Changes to third-party libraries](#)
4. [Closed Issues](#)
5. [Known Issues](#)

15.1 New features

The add-on was updated to ensure compatibility with TIBCO EBX® 6.2.3 and the Add-ons Bundle 6.2.3.

15.2 Changes in Functionality

This release includes no changes to functionality.

15.3 Changes to third-party libraries

The following third-party libraries were updated:

- Jackson Core was updated to version 2.21.1.
- Spring Framework was updated to version 6.2.14.
- Jakarta Servlet was updated to version 6.0.

15.4 Closed Issues

[TESE-1549] When a search template is not provided in a workflow user task, an error occurs instead of using the default template.

15.5 Known Issues

This release contains the following known issues:

- Search can execute on all field types except: inherited fields, linked fields, and labels of foreign keys or enumerations.
- Search with computed values is only supported for optimized fields. A computed value is not optimized when it has a dependency on values outside of the current table.
- The use of keywords that contain only special characters is not supported.
- Search input is limited to 1001 characters.

CHAPTER 16

All release notes

This chapter contains the following topics:

1. [Version 6.2.3](#)
2. [Version 6.2.2](#)
3. [Version 6.2.1](#)
4. [Version 6.2.0](#)
5. [Version 6.1.3](#)
6. [Version 6.1.2](#)
7. [Version 6.1.1](#)
8. [Version 6.1.0](#)
9. [Version 3.0.8](#)
10. [Version 3.0.7](#)
11. [Version 3.0.6](#)
12. [Version 3.0.5](#)
13. [Version 3.0.4](#)
14. [Version 3.0.3](#)
15. [Version 3.0.2](#)
16. [Version 3.0.1](#)
17. [Version 3.0.0](#)
18. [Version 2.4.10](#)
19. [Version 2.4.9](#)
20. [Release Note 2.4.8](#)
21. [Release Note 2.4.7](#)
22. [Release Note 2.4.6](#)
23. [Release Note 2.4.5](#)
24. [Release Note 2.4.4](#)
25. [Release Note 2.4.3](#)
26. [Release Note 2.4.2](#)

- [27. Release Note 2.4.1](#)
- [28. Release Note 2.4.0](#)
- [29. Release Note 2.3.1](#)
- [30. Release Note 2.3.0](#)
- [31. Release Note 2.2.4](#)
- [32. Release Note 2.2.3](#)
- [33. Release Note 2.2.2](#)
- [34. Release Note 2.2.1](#)
- [35. Release Note 2.2.0](#)
- [36. Release Note 2.1.3](#)
- [37. Release Note 2.1.2](#)
- [38. Release Note 2.1.1](#)
- [39. Release Note 2.1.0](#)
- [40. Release Note 2.0.5](#)
- [41. Release Note 2.0.4](#)
- [42. Release Note 2.0.3](#)
- [43. Release Note 2.0.2](#)
- [44. Release Note 2.0.1](#)
- [45. Release Note 2.0.0](#)
- [46. Release Note 1.7.5 fix 001](#)
- [47. Release Note 1.7.5](#)
- [48. Release Note 1.7.4](#)
- [49. Release Note 1.7.3](#)
- [50. Release Note 1.7.2](#)
- [51. Release Note 1.7.1](#)
- [52. Release Note 1.7.0](#)
- [53. Release Note 1.6.5](#)
- [54. Release Note 1.6.4](#)
- [55. Release Note 1.6.3](#)
- [56. Release Note 1.6.2](#)
- [57. Release Note 1.6.1](#)
- [58. Release Note 1.6.0](#)
- [59. Release Note 1.5.4](#)
- [60. Release Note 1.5.3 fix 001](#)
- [61. Release Note 1.5.3](#)
- [62. Release Note 1.5.2](#)

- 63.[Release Note 1.5.1](#)
- 64.[Release Note 1.5.0](#)
- 65.[Release Note 1.4.3](#)
- 66.[Release Note 1.4.2](#)
- 67.[Release Note 1.4.1](#)
- 68.[Release Note 1.4.0](#)
- 69.[Release Note 1.3.2](#)
- 70.[Release Note 1.3.1](#)
- 71.[Release Note 1.3.0](#)
- 72.[Release Note 1.2.5](#)
- 73.[Release Note 1.2.4](#)
- 74.[Release Note 1.2.3](#)
- 75.[Release Note 1.2.2](#)
- 76.[Release Note 1.2.1](#)
- 77.[Release Note 1.2.0](#)
- 78.[Release Note 1.1.1](#)
- 79.[Release Note 1.1.0](#)
- 80.[Release Note 1.0.1 fix 001](#)
- 81.[Release Note 1.0.0](#)

16.1 Version 6.2.3

New features

The add-on was updated to ensure compatibility with TIBCO EBX® 6.2.3 and the Add-ons Bundle 6.2.3.

Changes in Functionality

This release includes no changes to functionality.

Changes to third-party libraries

The following third-party libraries were updated:

- Jackson Core was updated to version 2.21.1.
- Spring Framework was updated to version 6.2.14.
- Jakarta Servlet was updated to version 6.0.

Closed Issues

[TESE-1549] When a search template is not provided in a workflow user task, an error occurs instead of using the default template.

Known Issues

This release contains the following known issues:

- Search can execute on all field types except: inherited fields, linked fields, and labels of foreign keys or enumerations.
- Search with computed values is only supported for optimized fields. A computed value is not optimized when it has a dependency on values outside of the current table.
- The use of keywords that contain only special characters is not supported.
- Search input is limited to 1001 characters.

16.2 Version 6.2.2

New features

The add-on's internal API was updated to leverage an improved API from the TIBCO EBX® core product.

Changes in Functionality

This release includes no changes to functionality.

Changes to third-party libraries

This release contains no changes to third-party libraries.

Closed Issues

This release contains no closed issues.

Known Issues

This release contains the following known issues:

- Search can execute on all field types except: inherited fields, linked fields, and labels of foreign keys or enumerations.
- Search with computed values is only supported for optimized fields. A computed value is not optimized when it has a dependency on values outside of the current table.
- The use of keywords that contain only special characters is not supported.
- Search input is limited to 1001 characters.

16.3 Version 6.2.1

New features

The add-on was updated to ensure compatibility with the latest release of TIBCO EBX® and the Add-on Bundle version 6.2.1.

Changes in Functionality

This release includes no changes to functionality.

Changes to third-party libraries

This release contains no changes to third-party libraries.

Closed Issues

This release contains no closed issues.

Known Issues

This release contains the following known issues:

- Search can execute on all field types except linked fields and labels of foreign keys or enumerations.
- Search with computed values or inherited fields might lead to performance issues.
- The use of keywords that contain only special characters is not supported.
- Search input is limited to 1001 characters.

16.4 Version 6.2.0

New features

This release was updated to ensure compatibility with TIBCO EBX® version 6.2.0 and the Add-ons Bundle version 6.2.0.

Changes in Functionality

This release includes no changes to functionality.

Changes to third-party libraries

The Angular library was upgraded to version 15.

Closed Issues

[TESE-1543] The targeted search feature calculates permissions incorrectly.

Known Issues

This release contains the following known issues:

- Search can execute on all field types except linked fields and labels of foreign keys or enumerations.
- Search with computed values or inherited fields might lead to performance issues.
- The use of keywords that contain only special characters is not supported.
- Search input is limited to 1001 characters.

16.5 Version 6.1.3

New features

This release was updated to ensure compatibility with TIBCO EBX® version 6.1.3 and the Add-ons Bundle version 6.1.3.

Changes in Functionality

This release includes no changes to functionality.

Changes to third-party libraries

This release contains no changes to third-party libraries.

Closed Issues

This release contains no closed issues.

Known Issues

This release contains the following known issues:

- Search can execute on all field types except linked fields and labels of foreign keys or enumerations.
- Search with computed values or inherited fields might lead to performance issues.
- The use of keywords that contain only special characters is not supported.
- Search input is limited to 1001 characters.

16.6 Version 6.1.2

New features

This release contains no new features.

Changes in Functionality

This release includes no changes to functionality.

Changes to third-party libraries

The FasterXML jackson-databind library was updated to version 2.15.2.

Closed Issues

[TESE-1476] Localization settings are not applied to the **Targeted Search Template** label.

Known Issues

This release contains the following known issues:

- Search can execute on all field types except linked fields and labels of foreign keys or enumerations.
- Search with computed values or inherited fields might lead to performance issues.
- The use of keywords that contain only special characters is not supported.
- Search input is limited to 1001 characters.

16.7 Version 6.1.1

Released: June 2023

New features

This release contains no new features.

Changes in Functionality

This release includes no changes to functionality.

Changes to third-party libraries

The Spring framework was updated to version 5.2.24.

Closed issues

This release contains no closed issues.

Known Issues

This release contains the following known issues:

- Search can execute on all field types except linked fields and labels of foreign keys or enumerations.
- Search with computed values or inherited fields might lead to performance issues.
- The use of keywords that contain only special characters is not supported.
- Search input is limited to 1001 characters.

16.8 Version 6.1.0

Released: March 2023

New features

The add-on was updated to ensure compatibility with the way TIBCO EBX® now handles URL encoding. See the EBX® release notes for more information.

Changes in Functionality

The data model search strategies previously provided by the add-on were migrated to the EBX® core. This means that you no longer have to deploy the add-on to use these search strategies. See the EBX® release notes for more information.

Changes to third-party libraries

The SnakeYAML library was updated to version 2.0.

Closed issues

This release contains the following closed issues:

- [TESE-1392] An add-on CSS declaration changes the entire workspace background to white.
- [TESE-1400] The **Accept** button is not displayed when executing a search in a workflow.

Known Issues

This release contains the following known issues:

- Search can execute on all field types except linked fields and labels of foreign keys or enumerations.
- Search with computed values or inherited fields might lead to performance issues.
- The use of keywords that contain only special characters is not supported.
- Search input is limited to 1001 characters.

16.9 Version 3.0.8

Released: November 2022

New features

This release contains no new features.

Changes in Functionality

This release includes no changes to functionality.

Changes to third-party libraries

The FasterXML jackson-databind library was updated to version 2.13.4.2.

Closed issues

[TESE-1388] Search result locale and language are inconsistent.

Known Issues

This release contains the following known issues:

- Search can execute on all field types except linked fields and labels of foreign keys or enumerations.
- Search with computed values or inherited fields might lead to performance issues.
- The use of keywords that contain only special characters is not supported.
- Search input is limited to 1001 characters.

16.10 Version 3.0.7

Released: September 2022

New features

This release contains no new features.

Changes in Functionality

This release includes no changes to functionality.

Changes to third-party libraries

The Swagger JAXRS2 library was updated to version 2.2.2.

Closed Issues

[TESE-1351] The add-on cannot be deployed on WebLogic Server version 14.

Known Issues

This release contains the following known issues:

- Search can execute on all field types except linked fields and labels of foreign keys or enumerations.
- Search with computed values or inherited fields might lead to performance issues.
- The use of keywords that contain only special characters is not supported.
- Search input is limited to 1001 characters.

16.11 Version 3.0.6

Released: June 2022

New features

The add-on's REST API was updated to conform to the OpenAPI Specification (OAS). You can now use tools such as Swagger to generate and interact with our REST documentation. Access the following endpoint to download the JSON response file: <http://<host>:<port>/ebx-addon-tese/rest/v1>. For more information, see the add-on's *Developer Guide*.

Changes in Functionality

This release includes no changes to functionality.

Changes to third-party libraries

This release contains no changes to third-party libraries.

Closed Issues

This release contains no closed issues.

Known Issues

This release contains the following known issues:

- Search can execute on all field types except linked fields and labels of foreign keys or enumerations.
- Search with computed values or inherited fields might lead to performance issues.
- The use of keywords that contain only special characters is not supported.
- Search input is limited to 1001 characters.

16.12 Version 3.0.5

Released: May 2022

New features

This release contains no new features.

Changes in Functionality

This release includes no changes to functionality.

Changes to third-party libraries

The Spring framework was updated to version 5.2.22.

Closed Issues

This release contains no closed issues.

Known Issues

This release contains the following known issues:

- Search can execute on all field types except linked fields and labels of foreign keys or enumerations.
- Search with computed values or inherited fields might lead to performance issues.
- The use of keywords that contain only special characters is not supported.
- Search input is limited to 1001 characters.

16.13 Version 3.0.4

Released: April 2022

New features

This release contains no new features.

Changes in Functionality

This release includes no changes to functionality.

Changes to third-party libraries

The Spring framework was updated to version 5.2.20.

Closed Issues

This release contains no closed issues.

Known Issues

This release contains the following known issues:

- Search can execute on all field types except linked fields and labels of foreign keys or enumerations.
- Search with computed values or inherited fields might lead to performance issues.
- The use of keywords that contain only special characters is not supported.
- Search input is limited to 1001 characters.

16.14 Version 3.0.3

Released: March 2022

New features

This release contains no new features.

Changes in Functionality

This release includes no changes to functionality.

Changes to third-party libraries

This release contains the following changes to third-party libraries:

- The Spring framework was updated to version 5.2.19.
- The Jackson was updated to version 2.13.2.1.

Closed Issues

This release contains no closed issues.

Known Issues

This release contains the following known issues:

- Search can execute on all field types except linked fields and labels of foreign keys or enumerations.
- Search with computed values or inherited fields might lead to performance issues.
- The use of keywords that contain only special characters is not supported.
- Search input is limited to 1001 characters.

16.15 Version 3.0.2

Released: November 2021

New features

This release includes the following updates:

- Updates were made to ensure compatibility with the latest version of TIBCO EBX®.
- The Levenshtein search strategy was updated with a parameter to specify an invariant prefix. Additionally, the number of expansions for a term was maximized for this algorithm.

Changes in Functionality

This release includes no changes to functionality.

Closed Issues

This release contains no closed issues.

Known Issues

This release contains the following known issues:

- Search can execute on all field types except linked fields and labels of foreign keys or enumerations.
- Search with computed values or inherited fields might lead to performance issues.
- The use of keywords that contain only special characters is not supported.
- Search input is limited to 1001 characters.

16.16 Version 3.0.1

Released: July 2021

New features

Targeted searches now take into account table permission settings.

Changes in Functionality

This release includes no changes to functionality.

Closed Issues

This release contains no closed issues.

Known Issues

This release contains the following known issues:

- Search can execute on all field types except linked fields and labels of foreign keys or enumerations.

- Search with computed values or inherited fields might lead to performance issues.
- The use of keywords that contain only special characters is not supported.

16.17 Version 3.0.0

Released: March 2021

Updates and enhancements

This release of the TIBCO EBX® Information Search Add-on has been updated to ensure compatibility with the TIBCO EBX® 6.0.0 GA release. Beginning with this release, search capabilities in the EBX® core product were expanded. As a result, the add-on's functional scope is now reduced. See the *TIBCO EBX® Release Notes* for additional details on the core product's expanded search capabilities.

The add-on still allows you to configure a targeted search (previously global search) across dataspace and datasets. Additionally, you can create custom configurations to use your own implementation of search templates, synonyms, and stopwords. Note that deployment of this version of the add-on resets the add-on's configuration dataset.

16.18 Version 2.4.10

Released: February 2021

Bug fixes

[TESE-1243] The add-on executes indexing to cache data continuously when executing a **Search** operation.

16.19 Version 2.4.9

Released: January 2021

Product updates

The following libraries were updated in this release:

- Apache Standard Taglibs library to version 1.2.3.
- Spring framework library to version 5.2.9.
- Jackson Databind library to version 2.11.2.

Bug fixes

This release includes support for bug fixes in the TIBCO EBX® Match and Cleanse Add-on (version 2.5.7).

16.20 Release Note 2.4.8

Release Date: October 20, 2020

Bug fixes

This release includes support for bug fixes in the TIBCO EBX® Match and Cleanse Add-on (version 2.5.6).

16.21 Release Note 2.4.7

Release Date: September 18, 2020

New features and optimizations

This release contains the following new features and optimizations:

- An empty line separator has been added between each result in the **Search** screen.
- The add-on has been updated to support the OpenJDK8 libraries.

Bug fixes

This release contains the following bug fixes:

- [TESE-1145] A blank page is returned when executing a **Global search** and the user has insufficient permissions.
- [TESE-1148] An incorrect highlight is returned when searching a compound keyword.
- [TESE-1150] A `NumberFormatException` occurs when searching a multi-value foreign key field under multi-value group.
- [TESE-1151] An incorrect result returned when searching a compound keyword in the multi-value string field and the **Best word** option is activated.

16.22 Release Note 2.4.6

Release Date: June 23, 2020

New features

This release includes support for new features in the TIBCO EBX® Match and Cleanse Add-on (version 2.5.4).

Bug fixes

This release contains the following bug fixes:

- [TESE-1144] An incorrect result is returned when searching on a foreign key with a numeric keyword.
- [TESE-1146] An incorrect result is returned when executing the **Global search** operation when the **Specific policy** property is configured.

16.23 Release Note 2.4.5

Release Date: April 20, 2020

New features

This release contains the following new features:

- The add-on can now display custom table labels on search results. You can use this feature to clarify search result display. For example, a global search might include results from tables with the same name but that come from different data models. In this case, a custom label could help differentiate between tables by naming each table's containing model. Administrators set the custom label using a configured table's **Label** option.
- It is now possible to search a label of a String enumeration field.

Bug fixes

This release contains the following bug fixes:

- [TESE-1119] An incorrect result is returned when searching on a raw-value of a foreign key.
- [TESE-1121] An incorrect result is returned when searching on an enumeration field of the Integer, Date and HTML data types.
- [TESE-1124] An incorrect result is returned when searching on a dataset through REST.
- [TESE-1135] An incorrect result is returned when searching on an external foreign key and the **Best word** property is activated.

16.24 Release Note 2.4.4

Release Date: January 15, 2020

Product updates

The TIBCO EBX® Information Search Add-on no longer ships with certain third-party Limited General Public License (LGPL) libraries. You must re-package the add-on before you can successfully deploy it. The add-on bundle includes a script to automate this process. Please see the *TIBCO EBX® Add-ons Versioning and Packaging Guide* for detailed instructions. You can find this guide in the PDF documents included with your add-on bundle, or on <https://docs.tibco.com> under the page dedicated to the TIBCO EBX® 4.3.2 Add-ons Bundle.

Bug fixes

This release contains the following bug fixes:

- [TESE-1027] An incorrect result is returned when executing a **Search** operation in a dataspace after merging a child dataspace.

16.25 Release Note 2.4.3

Release Date: December 10, 2019

Bug fixes

This release includes support for bug fixes in the TIBCO EBX® Match and Cleanse Add-on (version 2.5.1).

16.26 Release Note 2.4.2

Release Date: November 8, 2019

New features

The **Contains** search algorithm is now available for use. This algorithm finds data containing the keyword. It is not case-sensitive.

Bug fixes

This release contains the following bug fixes:

- [TESE-998] An incorrect result is returned when searching on a foreign key with a tabular filter.
- [TESE-1001] An incorrect result is returned when searching on a parent dataspace after merging a child dataspace.

16.27 Release Note 2.4.1

Release Date: June 20, 2019

Updates

This release includes support for new features in the TIBCO EBX® Match and Cleanse Add-on (version 2.4.0).

Bug fixes

[TESE-977] A concurrent issue occurs when executing multiple search threads on a table at the same time.

[TESE-990] A NullPointerException occurs when executing a programmatic search.

16.28 Release Note 2.4.0

Release Date: March 25, 2019

New features and updates

The new features and updates for this release are described in the following sections:

- [General updates](#) [p 71]
- [UI updates and enhancements](#) [p 72]

General updates

This release contains the following new features and updates:

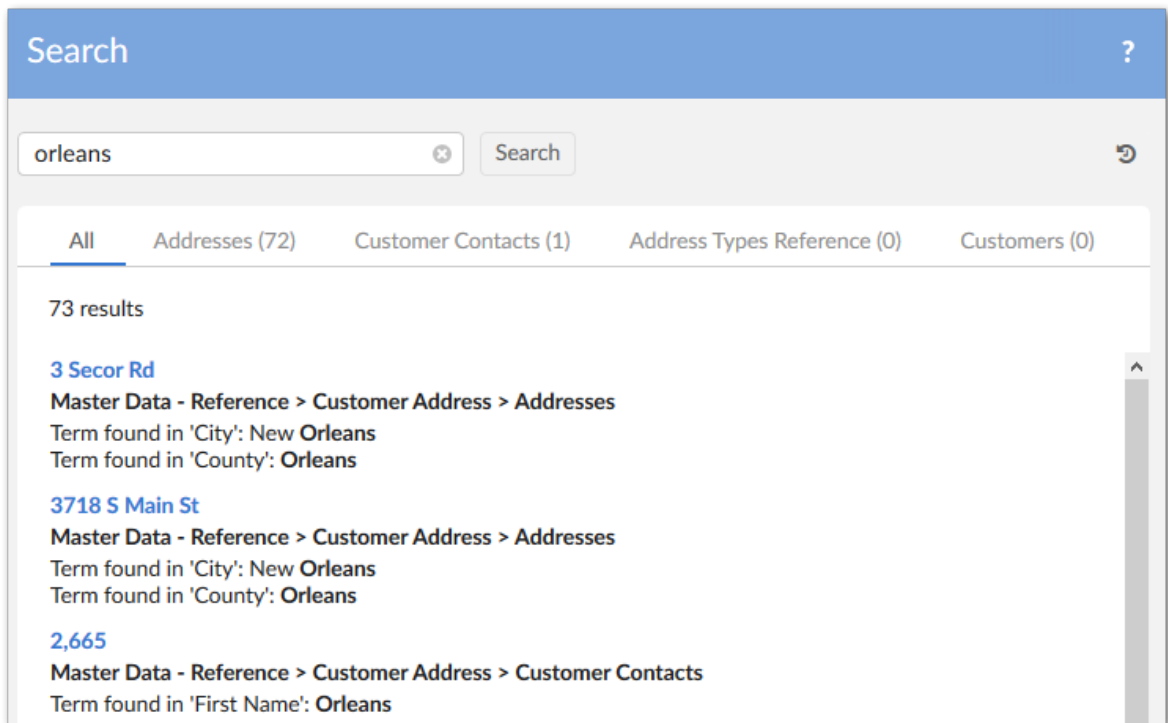
- Add-on configuration settings have been moved under *Administration > Data quality & analytics > TIBCO EBX® Information Search Add-on*.
- When using the **Search table filter**, the configured primary and secondary search algorithms are now applied.

- One of the following options can be selected when configuring the add-on to use synonyms during search:
 - **Use synonyms for the entire value of the attribute:** This option compares synonyms with the entire word or phrase being searched. Take for example the following group of synonyms: "Mr", "Mister", and "Sir". Taken as a whole, the search phrase "Mr. Bob Smith" may not match close enough to trigger results. However, if the entire search term was "Sir", it could return the record for "Sir Bob Smith".
 - **Use synonyms for every words of the attribute:** This option compares synonyms with each part of a phrase being searched. Using the above example, the search phrase "Mr. Bob Smith" could return "Sir Bob Smith" as a result.
- The **Best word** option is now disabled when the keyword is surrounded by double quotes.
- This release contains support for new features in the TIBCO EBX® GO for iOS and TIBCO EBX® GO for Android mobile applications.

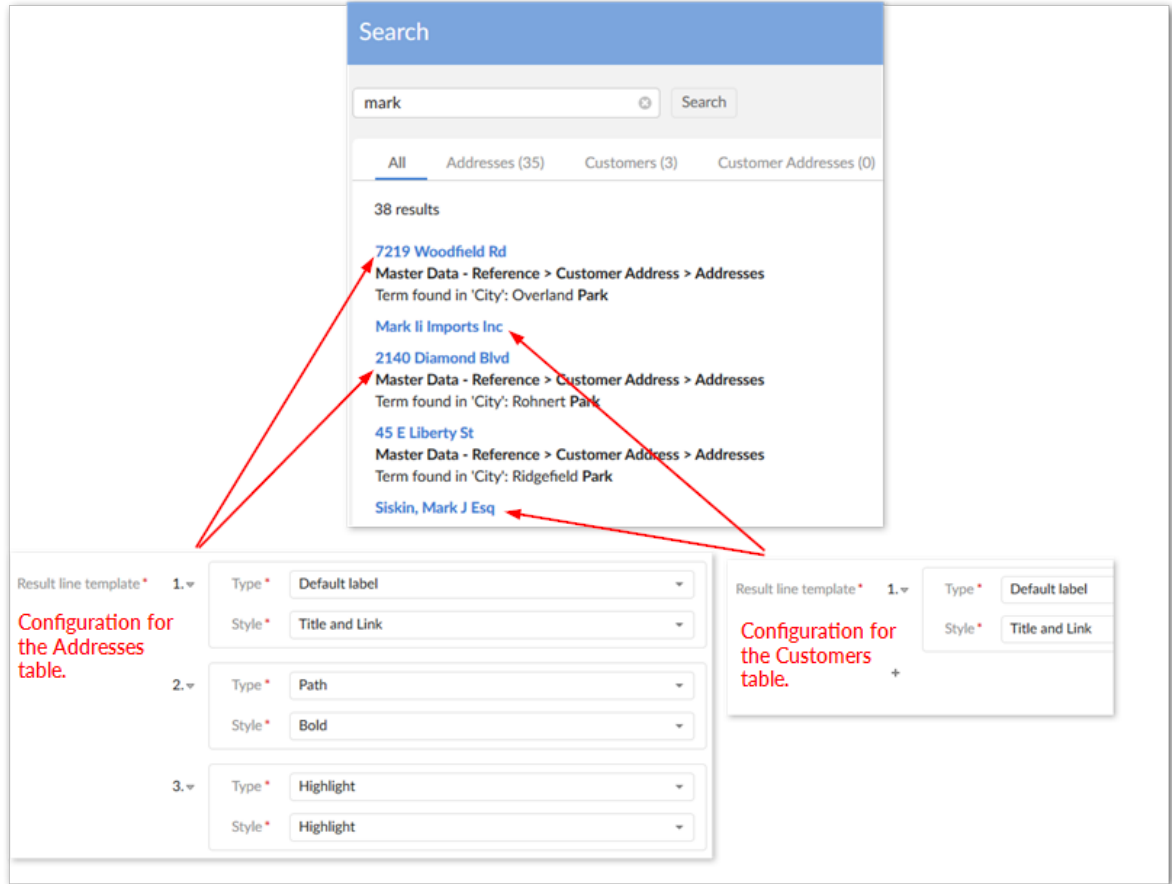
UI updates and enhancements

This release includes the following UI updates and enhancements:

- Search result tabs now display, and are ordered according to the number of results:



- Search result display can now be configured by administrators. Each line of a search result can be customized according to order of display, content, and formatting. The image below shows an example of different configurations for two tables:



Bug fixes

This release contains the following bug fixes:

- [TESE-885] The results display incorrectly when executing **Global search** and the **Results sorted by** property is set to **Field order**.
- [TESE-887] An error message is displayed when users configure the parent group for a synonym group.

16.29 Release Note 2.3.1

Release Date: December 13, 2018

Featured updates

This release contains the following updates and enhancements:

- Memory usage has been enhanced when loading the cache.

16.30 Release Note 2.3.0

Release Date: October 26, 2018

Featured updates

This release contains the following updates and enhancements:

- The EBX Information Search Add-on has undergone significant updates to ensure compatibility with the EBX® 5.9.0 GA release.
- To use the **Global Search** service within a perspective, you must now specify a value for the **Dataspace** parameter during configuration.

16.31 Release Note 2.2.4

Release Date: October 12, 2018

Bug fixes

- [36046] A 404 error is returned when opening the **Search view** on a WebLogic server.

16.32 Release Note 2.2.3

Release Date: October 5, 2018

Bug fixes

- [35714] The search result is incorrectly highlighted when using the **Best word** option, and there are at least two words that match the keyword.

16.33 Release Note 2.2.2

Release Date: September 13, 2018

Bug fixes

- [35409] A Null pointer exception occurs when updating a **Filter by** field that was empty.

16.34 Release Note 2.2.1

Release Date: July 31, 2018

New features

You can now search on a string field containing only numeric characters.

Bug fixes

- [34369] A ClassCastException is thrown when searching with two algorithms and the **Primary search algorithm** returns no results.

16.35 Release Note 2.2.0

Release Date: July 17, 2018

New features

It is now possible to define the display order for search results.

Bug fixes

- [32526] A blank page is displayed when searching with the **Best word** option.
- [33877] A ClassCastException error occurs when searching with the **Levenshtein** algorithm and the **Best word** option activated.

16.36 Release Note 2.1.3

Release Date: June 22, 2018

New features

This release includes support for new features in the TIBCO EBX® GO Add-on.

Bug fixes

- [32779] An incorrect result is returned when applying a search filter that has no columns selected.

16.37 Release Note 2.1.2

Release Date: April 20, 2018

New features

This release includes support for new features in the Match and Cleanse Add-on (version 2.1.0).

16.38 Release Note 2.1.1

Release Date: March 28, 2018

Bug fixes

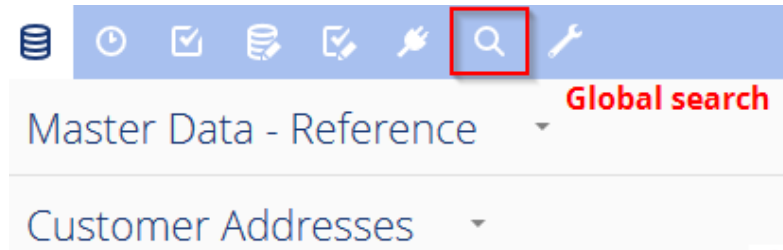
- [31696] The cache is not updated when updating data on foreign key tables.

16.39 Release Note 2.1.0

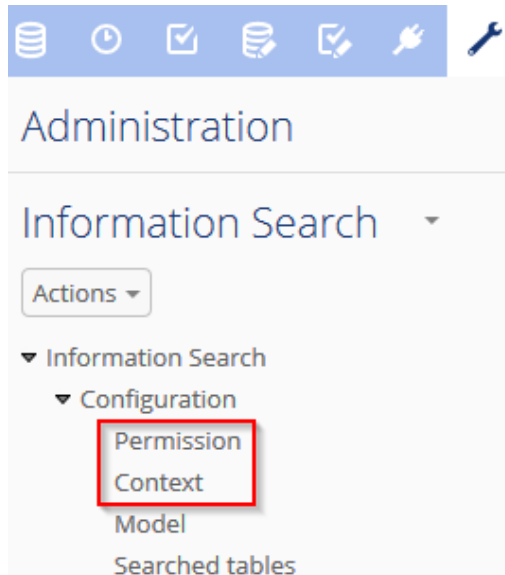
Release Date: March 16, 2018

New features

This release includes the new global search feature. With this feature, searches can span multiple dataspace and datasets. Global search is accessed from the main toolbar, which lifts the requirement that users navigate to the dataset or table they want to search.



When configuring global search, administrators create contexts that point to tables, and link the contexts with profiles. Note that in order to include a table in a context, it must already be configured in the add-on for localized dataset and table searches. The image below highlights the location of new tables used to configure global search.



The global search feature can be used when searching via a REST request. Additionally, global search is available as a perspective action and workflow task. For more information on using and configuring global search, see:

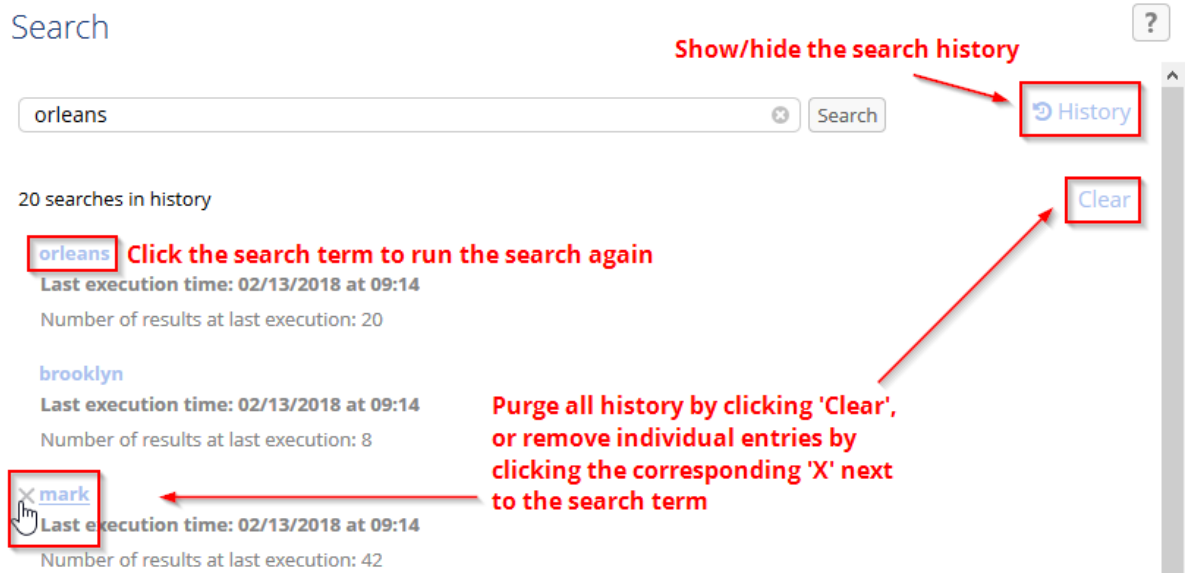
- [Running searches](#) [p 31]
- *Configuration overview and examples*
- *The Configuration domain*

Updates and improvements

This release contains the following updates and improvements:

- The **Maximum No. of results** field has been moved to the **User preference** table. All previous configurations for this field have been reset to the default value of unbounded.

- You can now clear your own history. As shown below, individual entries can be removed, or you can completely reset your history:



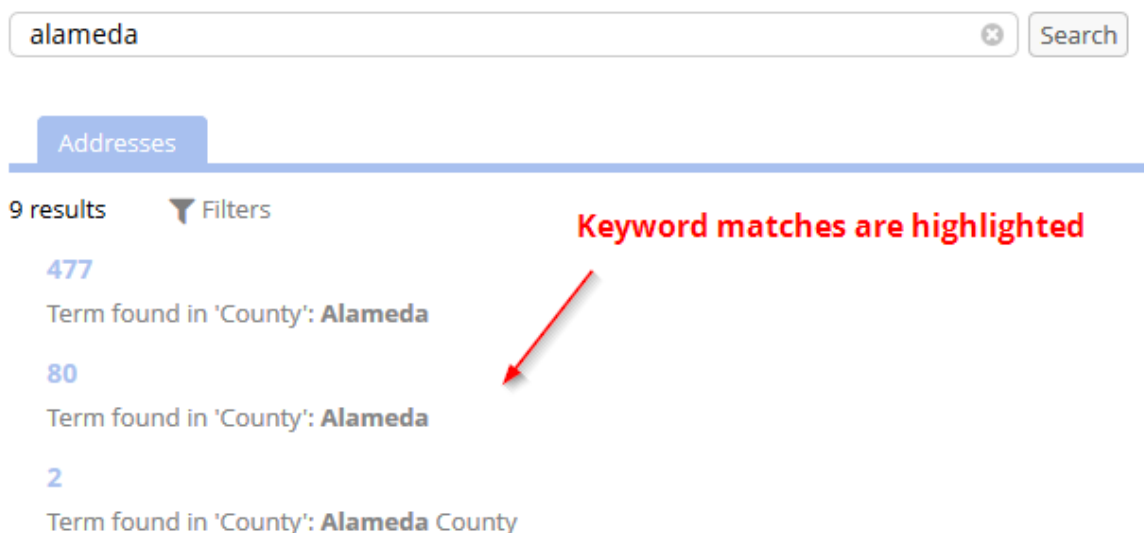
- The **Check permission** option has been removed from the **Model** table, and permissions are now checked by default. This option is still included in the search APIs and you can enable/disable permission check via APIs.
- The table search filter appearance has been updated.
- New APIs are available to search at the repository level and within a user's history.
- In the SOAP and REST search services, the **sensibility** parameter has been updated to **sensitivity**. Both parameters are still supported for backwards compatibility.
- The field path is now included in the search result returned by REST service.

```

rest_search_results:
  0:
    keyword: "New Orleans"
    result_all_tables:
      0:
        table: "Addresses"
        results:
          0:
            predicate: "165"
            highest_score: 100
            details:
              0:
                field: "City"
                fieldPath: "/city"
                score: 100
                text: "New Orleans"
          1: {...}
  
```

- The tokens in search results that match with the keyword are now highlighted.

Search



- Search is now included as perspective actions and workflow tasks.

Bug fixes

- [30399] Searching on a foreign key field in a multi-valued group returns no results after changing the EBX Information Search Add-on configuration.
- [30400] An error message is displayed when searching with the Date data type using REST service.
- [30531] The label and description of records in the **Algorithm** table cannot be updated.

16.40 Release Note 2.0.5

Release Date: February 28, 2018

New features

- A new method that allows you to scan all of a table's records when using a custom search algorithm has been added to SearchComparator in the API.

Bug fixes

- [31003] You cannot use a search keyword that contains numeric values when using the custom distance algorithm.

16.41 Release Note 2.0.4

Release Date: January 31, 2018

New features

This release includes support for new features and bug fixes in Match and Cleanse Add-on 1.13.0.

Bug fixes

- [30440] A search on a dataset cannot be completed when searching on two tables with foreign keys referring to each other.

16.42 Release Note 2.0.3

Release Date: December 22, 2017

New features

This release contains the following new features:

- Support of case sensitive search has been added for all Match and Cleanse Add-on algorithms.

16.43 Release Note 2.0.2

Release Date: December 15, 2017

New features

This release contains the following new features:

- Support for global search in the TIBCO EBX® GO Add-on.
- Memory usage when loading the cache has been optimized.

16.44 Release Note 2.0.1

Release Date: November 10, 2017

Bug fixes

- [29359] Bugs fixed in Match and Cleanse Add-on 1.12.0.

16.45 Release Note 2.0.0

Release Date: October 16, 2017

New features

- [22743] It is now possible to modify pre-built algorithm parameters.
- [22768] You can now perform a search at table level.
- [26295] Search has been optimized to remove irrelevant results.
- [26551] There is a new search UI and search result format.
- [26555] You can now store/display search history.
- [26557] You now have the ability to filter search results.

- [26559] A new service allows you to purge the search history.
- [26640] The **Maximum No. of results** property in the **Model** table has been updated to apply at the record level.
- [26663] Some tables and fields that are no longer used were removed from search configuration.
- [26849] The add-on no longer supports relational models.
- [26857] Search performance has been optimized by using a cache mechanism.
- [27705] Searching with special characters is not supported.
- [27954] A new API has been added to preload the cache.

Bug fixes

- [26468] Searching in a list returns an incorrect score.
- [27561] An association field can be registered with EBX Information Search Add-on.
- [27956] A blank page is displayed when searching with the EBX® table filter and **Check permissions** deactivated.
- [28520] An error occurs when performing a search using REST service on a multi-valued field that is a number data type.

16.46 Release Note 1.7.5 fix 001

Release Date: August 2, 2017

New features

- [24249] When searching via the API, you can get the schema node that leads to the record being returned in the result.

16.47 Release Note 1.7.5

Release Date: April 18, 2017

Optimization

- [25012] Search performance on surrogate fields was improved.

Bug fixes

- [25008] The tab in the search UI is not selectable if a table label contains special characters.

16.48 Release Note 1.7.4

Release Date: March 20, 2017

Bug fixes

- [24855] The Preview button does not work when including EBX Information Search Add-on in a specific portal.

16.49 Release Note 1.7.3

Release Date: January 23, 2017

New features

- [23695] A new surrogate field matching was added.

Bug fixes

- [23885] Soap WS fails when search results do not contain additional scores.

16.50 Release Note 1.7.2

Release Date: December 16, 2016

Optimization

- [23528] Search performance for the predicate filter has been improved.

Bug fixes

- [23252] Null value options are not taken into account during relational matching.

16.51 Release Note 1.7.1

Release Date: November 18, 2016

New features

- [23005] Crosswalk search results are updated when searching with multiple target tables.

Optimization

- [23061] Data indexing has been optimized for lower memory usage.

16.52 Release Note 1.7.0

Release Date: October 12, 2016

New features

- [14900] An option is available to search in fields via the API.
- [17904] All the search algorithm parameters now have clear labels and descriptions.
- [18048] It is possible to search using REST.
- [20111] Japanese search algorithms are now available.
- [20747] Synonym management functionality was added to enhance search flexibility.
- [21541] The table filter is automatically applied when searching at table level.
- [22216] Search now can be initiated outside a Procedure.

Optimization

- [21995] Search performance on multiple fields was improved.
- [22107] Indexing data was optimized to improve search performance.

Bug fixes

- [21690] A JavaScript error is displayed when choosing 'Metadata' option in the Search box.
- [21695] Incorrect behavior in the 'Keyword' table when searching with keyword is long text and contain spaces.

16.53 Release Note 1.6.5

Release Date: September 9, 2016

New features

- [21415] Null values are now taken into account when executing matching with any algorithms.
- [21416] It is possible to match on multiple fields in crosswalk.

16.54 Release Note 1.6.4

Release Date: August 4, 2016

Bug fixes

- [21363] Searching a foreign key field in an external dataset using a combination of programmatic label and Levenshtein, JaroWinkler, or NGram algorithm returns an incorrect result.

16.55 Release Note 1.6.3

Release Date: July 8, 2016

Bug fixes

- [21045] Incorrect search result when searching on inherited fields or computed value fields.

16.56 Release Note 1.6.2

Release Date: June 10, 2016

Bug fixes

- [20678] When performing a metadata search, the web view was unable to display long table labels.
- [20679] The search UI did not display the horizontal scroll-bar for the table and field lists when their labels were excessively long.

16.57 Release Note 1.6.1

Release Date: May 19, 2016

Optimization

Improve performance by enabling permission checking in the search configuration.

16.58 Release Note 1.6.0

Release Date: April 13, 2016

New features

- Instead of using a dataspace and dataset to point to a data model (that you want to enable EBX Information Search Add-on on) you only need to specify the data model.
- It is now possible to make changes to algorithm parameters.
- Searches on fields that are integer, decimal, date or date time data types are allowed.
- A primary and a secondary algorithm can be used in a search.
- The 'Best word' option is integrated in distance searches such as: Levenshtein and Jarowinkler.

New updates

- The default value for the 'Search criteria on data' table's 'Check permission' property is now 'Yes'.

Bug fixes

- [14201] The HTML values are saved in the 'Result' table located under 'EBX Information Search Add-on configuration'.
- [19714] The field's label is not displayed in the result when the foreign key field is one of the fields being searched.
- [19787] A waiting prompt occurs when searching on the hidden dataset.
- [19810] The table label does not change in the search panel when changing the label's table in Information Governance Add-on.
- [19852] Search cannot be performed on an enumeration field.
- [19864] Searching on an enumeration field defined by the 'Label' field value does not work correctly.
- [19996] There is a performance problem when searching with distance algorithms.

16.59 Release Note 1.5.4

Release Date: February 26, 2016

New features

Access rules can now be taken into consideration when searching.

Bug fixes

- [19428] An exception is raised when more than one search executes simultaneously on multiple fields.
- [19429] A JavaScript error occurs when searching in the Internet Explorer 8 browser.

16.60 Release Note 1.5.3 fix 001

Release Date: February 4, 2016

Bug fixes

- [19191] **Records with scores lower than the min score threshold are returned.**
- [19293] The redundant '&' character is displayed in the generated URL when searching in the Web view.

16.61 Release Note 1.5.3

Release Date: January 18, 2016

Bug fixes

- [18486] A runtime exception occurs when running the table filter on EBX®'s search panel.
- [18061] Invalid format warnings for WSDL file.
- [19018] An incorrect score is returned when searching on more than one field and when a field has a score lower than the minScore threshold.

16.62 Release Note 1.5.2

Release Date: January 7, 2016

Bug fixes

- [18757] Incorrect score is returned when the search keyword contains special characters.

16.63 Release Note 1.5.1

Release Date: November 3, 2015

New features

In case you need to ignore some characters, words in the information used to search, you can now configure filters as direct values or through a custom Java class.

New API

It is now possible to set an XPath filter in the SearchContext API in order to reduce the scope of the search.

16.64 Release Note 1.5.0

Release Date: October 9, 2015

New features

- When searching via API or Web Service you can specify whether to store results.
- You can execute a search on a multi-value field inside a terminal group.
- You can execute a search on a multi-value field inside a multi-value group.

Bug fixes

- [17565] A search returns an empty result when performed on a foreign key field using a programmatic label.

Optimization

Searching process has been optimized.

16.65 Release Note 1.4.3

Release Date: September 3, 2015

Bug fixes

- [17503] Searching simple fields under a terminal group may return an incorrect score.
- [17504] Searching simple fields under a multi-value group returns an incorrect score.

Limitations

- Searching based on a multi-value field inside a terminal group is not supported.
- Searching based on a multi-value field inside a multi-value group is not supported.

16.66 Release Note 1.4.2

Release Date: July 31, 2015

New features

Accept filter with predicate when searching in group.

New API

It is now possible to retrieve the search configuration associated to a dataset.

16.67 Release Note 1.4.1

Release Date: June 29, 2015

New features

You can now define a custom distance algorithm on any simple type.

16.68 Release Note 1.4.0

Release Date: June 10, 2015

New features

- EBX Information Search Add-on can now be used to extend the EBX® table filter. It allows user to apply the fuzzy search from the table search UI component.
- A new web service allows user to expose searching.

16.69 Release Note 1.3.2

Release Date: May 6, 2015

Bug fixes

- [15943] In case of many similarities between more records than the number of records searched for (for instance the cluster size in Matching), results can be inconsistent. It is especially true in funneling mode.

16.70 Release Note 1.3.1

Release Date: April 15, 2015

API

- Fix the API in order to be used within a trigger or a procedure.

16.71 Release Note 1.3.0

Release Date: January 26, 2015

New features

- When deleting a configuration in the 'Search criteria on data', the system now applies a delete 'on cascade' of all the related records in the 'Table' and 'Field' tables. This change simplifies the administration process of removing a search configuration.
- The 'Similarity' and 'Prefix length' properties are now configured only when the 'FuzzyFullText' algorithm is selected.
- The search result UI is improved and allows you to preview records.

16.72 Release Note 1.2.5

Release Date: January 22, 2015

New features

- Add the possibility to define filters to normalize values when searching.

16.73 Release Note 1.2.4

Release Date: January 19, 2015

Bug fixes

- [14213] The option best word is not taken into account.

16.74 Release Note 1.2.3

Release Date: November 10, 2014

New features

- Add Chinese search algorithm.

16.75 Release Note 1.2.2

Release Date: October 10, 2014

Bug fixes

- [12833] The configuration of the search is not unique for a same data model.
- [12568] The creation of new record in Result table of TIBCO EBX® Information Search Add-on dataspace is enabled.

Optimization

Update the display of fields in configuration.

16.76 Release Note 1.2.1

Release Date: September 12, 2014

Bug fixes

- [12526] Exception when searching with null foreign key using 'Exact algorithm'.

16.77 Release Note 1.2.0

Release Date: August 29, 2014

New features

It is now possible to create custom distance algorithms. See the API documentation for more information. It can be used only in Match and Cleanse Add-on.

Optimization

The performances have been improved.

16.78 Release Note 1.1.1

Release Date: June 19, 2014

Optimization

Some drastic improvement of the performances have been done.

16.79 Release Note 1.1.0

Release Date: June 3, 2014

New features

It is now possible to search a 'best word' among a long text such as a description. With this option, the score of the search is based on the sole matching against the search criteria. It is no longer the average score based on the number of words in the targeted text.

16.80 Release Note 1.0.1 fix 001

Release Date: April 7, 2014

Bug fixes

Search panel background color does not follow the 'Colors and themes' from the general preferences.

16.81 Release Note 1.0.0

Release Date: Dec 19, 2013

EBX Information Search Add-on allows retrieving data anywhere in the repository. The search is multi-table-oriented. This means that the result of a search query is a collection of data sourced from one or multiple tables. The ability to search over a set of tables allows querying a large scope of information, similar to a web search engine.

The search query is based on a fuzzy execution retrieves information even if the search criteria do not match the data exactly. For example, the search criterion 'John' will return information such as 'Jone', 'Johnson', 'Cohn' depending on the configuration of the search engine. This configuration allows for tuning the search to avoid unwanted results and for deciding which fuzzy search policies to apply (phonetics, distance).

EBX Information Search Add-on allows for retrieving information not only on data value of the repository but also on meta-data, namely the data models and workflow descriptions.

Search scope

All tables in a dataset.

Search algorithms

Phonetics and distance.

UI results

Generic tabular view and web view.

