

# **TIBCO® Object Service Broker**

## **Messages Without Identifiers**

*Software Release 5.2.0*  
*August 2010*

## Important Information

SOME TIBCO SOFTWARE EMBEDS OR BUNDLES OTHER TIBCO SOFTWARE. USE OF SUCH EMBEDDED OR BUNDLED TIBCO SOFTWARE IS SOLELY TO ENABLE THE FUNCTIONALITY (OR PROVIDE LIMITED ADD-ON FUNCTIONALITY) OF THE LICENSED TIBCO SOFTWARE. THE EMBEDDED OR BUNDLED SOFTWARE IS NOT LICENSED TO BE USED OR ACCESSED BY ANY OTHER TIBCO SOFTWARE OR FOR ANY OTHER PURPOSE.

USE OF TIBCO SOFTWARE AND THIS DOCUMENT IS SUBJECT TO THE TERMS AND CONDITIONS OF A LICENSE AGREEMENT FOUND IN EITHER A SEPARATELY EXECUTED SOFTWARE LICENSE AGREEMENT, OR, IF THERE IS NO SUCH SEPARATE AGREEMENT, THE CLICKWRAP END USER LICENSE AGREEMENT WHICH IS DISPLAYED DURING DOWNLOAD OR INSTALLATION OF THE SOFTWARE (AND WHICH IS DUPLICATED IN TIBCO OBJECT SERVICE BROKER FOR Z/OS INSTALLING AND OPERATING) OR IF THERE IS NO SUCH SOFTWARE LICENSE AGREEMENT OR CLICKWRAP END USER LICENSE AGREEMENT, THE LICENSE(S) LOCATED IN THE "LICENSE" FILE(S) OF THE SOFTWARE. USE OF THIS DOCUMENT IS SUBJECT TO THOSE TERMS AND CONDITIONS, AND YOUR USE HEREOF SHALL CONSTITUTE ACCEPTANCE OF AND AN AGREEMENT TO BE BOUND BY THE SAME.

This document contains confidential information that is subject to U.S. and international copyright laws and treaties. No part of this document may be reproduced in any form without the written authorization of TIBCO Software Inc.

TIB, TIBCO, TIBCO Adapter, Predictive Business, Information Bus, The Power of Now, TIBCO Object Service Broker are either registered trademarks or trademarks of TIBCO Software Inc. in the United States and/or other countries.

The TIBCO Object Service Broker technologies described herein are protected under the following patent numbers:

Australia:	-	-	671137	671138	673682	646408
Canada:	2284250	-	-	2284245	2284248	2066724
Europe:	-	-	0588446	0588445	0588447	0489861
Japan:	-	-	-	-	-	2-513420
USA:	5584026	5586329	5586330	5594899	5596752	5682535

All other product and company names and marks mentioned in this document are the property of their respective owners and are mentioned for identification purposes only.

THIS SOFTWARE MAY BE AVAILABLE ON MULTIPLE OPERATING SYSTEMS. HOWEVER, NOT ALL OPERATING SYSTEM PLATFORMS FOR A SPECIFIC SOFTWARE VERSION ARE RELEASED AT THE SAME TIME. SEE THE README.TXT FILE FOR THE AVAILABILITY OF THIS SOFTWARE VERSION ON A SPECIFIC OPERATING SYSTEM PLATFORM.

THIS DOCUMENT IS PROVIDED "AS IS" WITHOUT WARRANTY OF ANY KIND, EITHER EXPRESS OR IMPLIED, INCLUDING, BUT NOT LIMITED TO, THE IMPLIED WARRANTIES OF MERCHANTABILITY, FITNESS FOR A PARTICULAR PURPOSE, OR NON-INFRINGEMENT.

THIS DOCUMENT COULD INCLUDE TECHNICAL INACCURACIES OR TYPOGRAPHICAL ERRORS. CHANGES ARE PERIODICALLY ADDED TO THE INFORMATION HEREIN; THESE CHANGES WILL BE INCORPORATED IN NEW EDITIONS OF THIS DOCUMENT. TIBCO SOFTWARE INC. MAY MAKE IMPROVEMENTS AND/OR CHANGES IN THE PRODUCT(S) AND/OR THE PROGRAM(S) DESCRIBED IN THIS DOCUMENT AT ANY TIME.

THE CONTENTS OF THIS DOCUMENT MAY BE MODIFIED AND/OR QUALIFIED, DIRECTLY OR INDIRECTLY, BY OTHER DOCUMENTATION WHICH ACCOMPANIES THIS SOFTWARE, INCLUDING BUT NOT LIMITED TO ANY RELEASE NOTES AND "READ ME" FILES.

Copyright © 1999-2010 TIBCO Software Inc. ALL RIGHTS RESERVED.

TIBCO Software Inc. Confidential Information

# Contents

<b>Preface</b> .....	<b>v</b>
Related Documentation .....	vi
Typographical Conventions .....	xi
How to Contact TIBCO Support. ....	xiii
<b>Using Messages Without Identifiers</b> .....	<b>1</b>
Introduction .....	2
<b>Messages</b> .....	<b>3</b>
Messages beginning with: " .....	3
Messages beginning with: #. ....	9
Messages beginning with: \$. ....	10
Messages beginning with: % .....	12
Messages beginning with: ( .....	19
Messages beginning with: * .....	20
Messages beginning with: = .....	22
Messages beginning with: @ .....	23
Messages beginning with: A .....	26
Messages beginning with: B .....	45
Messages beginning with: C .....	51
Messages beginning with: D .....	101
Messages beginning with: E .....	123
Messages beginning with: F .....	147
Messages beginning with: G .....	165
Messages beginning with: H .....	168
Messages beginning with: I .....	170
Messages beginning with: J. ....	209
Messages beginning with: K .....	210
Messages beginning with: L. ....	212
Messages beginning with: M .....	230
Messages beginning with: N .....	240

Messages beginning with: O . . . . .	267
Messages beginning with: P . . . . .	284
Messages beginning with: Q . . . . .	310
Messages beginning with: R . . . . .	311
Messages beginning with: S . . . . .	333
Messages beginning with: T . . . . .	385
Messages beginning with: U . . . . .	420
Messages beginning with: V . . . . .	446
Messages beginning with: X . . . . .	466
Messages beginning with: Y . . . . .	467
Messages beginning with: Numerals . . . . .	472

# Preface

TIBCO Object Service Broker is an application development environment and integration broker that bridges legacy and non-legacy applications and data. This manual describes the messages without identifiers that re produced by TIBCO Object Service Broker.

## Topics

---

- *Related Documentation, page vi*
- *Typographical Conventions, page xi*
- *How to Contact TIBCO Support, page xiii*

## Related Documentation

---

This section lists documentation resources you may find useful.

### TIBCO Object Service Broker Documentation

The following documents form the TIBCO Object Service Broker documentation set:

- The following manuals provide fundamental information about TIBCO Object Service Broker:
  - *TIBCO Object Service Broker Getting Started* Provides the basic concepts and principles of TIBCO Object Service Broker and introduces its components and capabilities. It also describes how to use the default developer's workbench and includes a basic tutorial of how to build an application using the product. A product glossary is also included in the manual.
  - *TIBCO Object Service Broker Messages with Identifiers* Provides a listing of the TIBCO Object Service Broker messages that are issued with alphanumeric identifiers. The description of each message includes the source and explanation of the message and recommended action to take.
  - *TIBCO Object Service Broker Messages without Identifiers* Provides a listing of the TIBCO Object Service Broker messages that are issued without a message identifier. These messages use the percent symbol (%) or the number symbol (#) to represent such variable information as a rules name or the number of occurrences in a table. The description of each message includes the source and explanation of the message and recommended action to take.
  - *TIBCO Object Service Broker Quick Reference* Presents summary information for use in the TIBCO Object Service Broker application development environment.
  - *TIBCO Object Service Broker Shareable Tools* Lists and describes the TIBCO Object Service Broker shareable tools. Shareable tools are programs supplied with TIBCO Object Service Broker that facilitate rules language programming and application development.
  - *TIBCO Object Service Broker Release Notes* Read the release notes for a list of new and changed features. This document also contains lists of known issues and closed issues for this release.

- The following manuals provide information about application development and management:
  - *TIBCO Object Service Broker Application Administration* Provides information required to administer the TIBCO Object Service Broker application development environment. It describes how to use the administrator's workbench, set up the development environment, and optimize access to the database. It also describes how to manage the Pagestore, which is the native TIBCO Object Service Broker data store.
  - *TIBCO Object Service Broker Managing Data* Describes how to define, manipulate, and manage data required for a TIBCO Object Service Broker application.
  - *TIBCO Object Service Broker Managing External Data* Describes the TIBCO Object Service Broker interface to external files (not data in external databases) and describes how to define TIBCO Object Service Broker tables based on these files and how to access their data.
  - *TIBCO Object Service Broker National Language Support* Provides information about implementing the National Language Support in a TIBCO Object Service Broker environment.
  - *TIBCO Object Service Broker Object Integration Gateway* Provides information about installing and using the Object Integration Gateway which is the interface for TIBCO Object Service Broker to XML, J2EE, .NET and COM.
  - *TIBCO Object Service Broker for Open Systems External Environments* Provides information on interfacing TIBCO Object Service Broker with the Windows and Solaris environments. It includes how to use SDK (C/C++) and SDK (Java) to access TIBCO Object Service Broker data, how to interface to TIBCO Enterprise Messaging Service (EMS), how to use the TIBCO Service Gateway for WMQ, and how to access programs written in external programming languages from within TIBCO Object Service Broker.
  - *TIBCO Object Service Broker for z/OS External Environments* Provides information on interfacing TIBCO Object Service Broker to various external environments within a TIBCO Object Service Broker z/OS environment. It also includes information on how to access TIBCO Object Service Broker from different terminal managers, how to write programs in external programming languages to access TIBCO Object Service Broker data, how to interface to TIBCO Enterprise Messaging Service (EMS), how to use the TIBCO Service Gateway for WMQ, and how to access programs written in external programming languages from within TIBCO Object Service Broker.

- *TIBCO Object Service Broker Parameters* Lists the TIBCO Object Service Broker Execution Environment and Data Object Broker parameters and describes their usage.
- *TIBCO Object Service Broker Programming in Rules* Explains how to use the TIBCO Object Service Broker rules language to create and modify application code. The rules language is the programming language used to access the TIBCO Object Service Broker database and create applications. The manual also explains how to edit, execute, and debug rules.
- *TIBCO Object Service Broker Managing Deployment* Describes how to submit, maintain, and manage promotion requests in the TIBCO Object Service Broker application development environment.
- *TIBCO Object Service Broker Defining Reports* Explains how to create both simple and complex reports using the reporting tools provided with TIBCO Object Service Broker. It explains how to create reports with simple features using the Report Generator and how to create reports with more complex features using the Report Definer.
- *TIBCO Object Service Broker Managing Security* Describes how to set up, use, and administer the security required for an TIBCO Object Service Broker application development environment.
- *TIBCO Object Service Broker Defining Screens and Menus* Provides the basic information to define screens, screen tables, and menus using TIBCO Object Service Broker facilities.
- The following manuals describe system administration on the z/OS platform:
  - *TIBCO Object Service Broker for z/OS Installing and Operating* Describes how to install, migrate, update, maintain, and operate TIBCO Object Service Broker in a z/OS environment. It also describes the Execution Environment and Data Object Broker parameters used by TIBCO Object Service Broker.
  - *TIBCO Object Service Broker for z/OS Managing Backup and Recovery* Explains the backup and recovery features of OSB for z/OS. It describes the key components of TIBCO Object Service Broker systems and describes how you can back up your data and recover from errors. You can use this information, along with assistance from TIBCO Support, to develop the best customized solution for your unique backup and recovery requirements.
  - *TIBCO Object Service Broker for z/OS Monitoring Performance* Explains how to obtain and analyze performance statistics using TIBCO Object Service Broker tools and SMF records
  - *TIBCO Object Service Broker for z/OS Utilities* Contains an alphabetically ordered listing of TIBCO Object Service Broker utilities for z/OS systems.



These are TIBCO Object Service Broker administrator utilities that are typically run with JCL.

- The following manuals describe system administration on open systems such as Windows or UNIX:
  - *TIBCO Object Service Broker for Open Systems Installing and Operating* Describes how to install, migrate, update, maintain, and operate TIBCO Object Service Broker in Windows and Solaris environments.
  - *TIBCO Object Service Broker for Open Systems Managing Backup and Recovery* Explains the backup and recovery features of TIBCO Object Service Broker for Open Systems. It describes the key components of a TIBCO Object Service Broker system and describes how to back up your data and recover from errors. Use this information to develop a customized solution for your unique backup and recovery requirements.
  - *TIBCO Object Service Broker for Open Systems Utilities* Contains an alphabetically ordered listing of TIBCO Object Service Broker utilities for Windows and Solaris systems. These TIBCO Object Service Broker administrator utilities are typically executed from the command line.
- The following manuals describe external database gateways:
  - *TIBCO Service Gateway for Adabas Installing and Operating* Describes the TIBCO Object Service Broker interface to Adabas data. Using this interface, you can access external Adabas data and define TIBCO Object Service Broker tables based on this data.
  - *TIBCO Service Gateway for Datacom Installing and Operating* Describes the TIBCO Object Service Broker interface to CA-Datacom data. Using this interface, you can access external CA-Datacom data and define TIBCO Object Service Broker tables based on this data.
  - *TIBCO Service Gateway for DB2 Installing and Operating* Describes the TIBCO Object Service Broker interface to DB2 data. Using this interface, you can access external DB2 data and define TIBCO Object Service Broker tables based on this data.
  - *TIBCO Service Gateway for IDMS/DB Installing and Operating* Describes the TIBCO Object Service Broker interface to CA-IDMS data. Using this interface, you can access external CA-IDMS data and define TIBCO Object Service Broker tables based on this data.
  - *TIBCO Service Gateway for IMS/DB Installing and Operating* Describes the TIBCO Object Service Broker interface to IMS/DB and DB2 data. Using this interface, you can access external IMS data and define TIBCO Object Service Broker tables based on it.

- *TIBCO Service Gateway for ODBC and for Oracle Installing and Operating* Describes the TIBCO Object Service Broker ODBC Gateway and the TIBCO Object Service Broker Oracle Gateway interfaces to external DBMS data. Using this interface, you can access external DBMS data and define TIBCO Object Service Broker tables based on this data.

# Typographical Conventions

The following typographical conventions are used in this manual.

*Table 1 General Typographical Conventions*




Convention	Use
code font	Code font identifies commands, code examples, file names, path names, and output displayed in a command window. For example:  Use <code>MyCommand</code> to start the foo process.
bold code font	Bold code font is used in the following ways: <ul style="list-style-type: none"> <li>In procedures, to indicate what a user types. For example: Type <code>admin</code>.</li> <li>In large code samples, to indicate the parts of the sample that are of particular interest.</li> <li>In command syntax, to indicate the default parameter for a command. For example, if no parameter is specified, <code>MyCommand</code> is enabled: <code>MyCommand [enable   disable]</code></li> </ul>
italic font	Italic font is used in the following ways: <ul style="list-style-type: none"> <li>To indicate a document title. For example: See <i>TIBCO BusinessWorks Concepts</i>.</li> <li>To introduce new terms. For example: A portal page may contain several <i>portlets</i>. Portlets are mini-applications that run in a portal.</li> <li>To indicate a variable in a command or code syntax that you must replace. For example: <code>MyCommand <i>pathname</i></code></li> </ul>
Key combinations	Key name separated by a plus sign indicate keys pressed simultaneously. For example: <code>Ctrl+C</code> .  Key names separated by a comma and space indicate keys pressed one after the other. For example: <code>Esc, Ctrl+Q</code> .
	The note icon indicates information that is of special interest or importance, for example, an additional action required only in certain circumstances.
	The tip icon indicates an idea that could be useful, for example, a way to apply the information provided in the current section to achieve a specific result.
	The warning icon indicates the potential for a damaging situation, for example, data loss or corruption if certain steps are taken or not taken.

Table 2 Syntax Typographical Conventions

Convention	Use
[ ]	<p>An optional item in a command or code syntax.</p> <p>For example:</p> <pre>MyCommand [optional_parameter] required_parameter</pre>
	<p>A logical OR that separates multiple items of which only one may be chosen.</p> <p>For example, you can select only one of the following parameters:</p> <pre>MyCommand param1   param2   param3</pre>
{ }	<p>A logical group of items in a command. Other syntax notations may appear within each logical group.</p> <p>For example, the following command requires two parameters, which can be either the pair <code>param1</code> and <code>param2</code>, or the pair <code>param3</code> and <code>param4</code>.</p> <pre>MyCommand {param1 param2}   {param3 param4}</pre> <p>In the next example, the command requires two parameters. The first parameter can be either <code>param1</code> or <code>param2</code> and the second can be either <code>param3</code> or <code>param4</code>:</p> <pre>MyCommand {param1   param2} {param3   param4}</pre> <p>In the next example, the command can accept either two or three parameters. The first parameter must be <code>param1</code>. You can optionally include <code>param2</code> as the second parameter. And the last parameter is either <code>param3</code> or <code>param4</code>.</p> <pre>MyCommand param1 [param2] {param3   param4}</pre>

## How to Contact TIBCO Support

---

For comments or problems with this manual or the software it addresses, please contact TIBCO Support as follows.

- For an overview of TIBCO Support, and information about getting started with TIBCO Support, visit this site:

<http://www.tibco.com/services/support>

- If you already have a valid maintenance or support contract, visit this site:

<https://support.tibco.com>

Entry to this site requires a user name and password. If you do not have a user name, you can request one.



# Using Messages Without Identifiers

This chapter describes how to make use of the messages without identifiers that are issued by TIBCO Object Service Broker.

## Topics

---

- *Introduction, page 2*

## Introduction

---

The error messages listed in this manual are issued by TIBCO Object Service Broker modules and have no identifiers. They appear in alphabetic order.

### Use of Variables in the Messages

Within the message, percent symbols(%) or number signs (#) may represent variable information such as rule names or the number of occurrences in a table.

If the message you are looking for is a warning message that tells you to press a key to confirm an action, you may find the message without the WARNING at the beginning, or the “press <pfkey> to confirm” at the end. For example, if you see the following message on your screen:

```
WARNING: About to delete report "DEPT_SALARY", press <PF22> to
confirm.
```

and you cannot find this message beginning with WARNING, you may find it in this manual as:

```
About to delete report "%"
```

### Resolving Issues

The information about messages in the following pages present information to help you recover. Refer to the Action entries.

If you need more help, you may want to contact TIBCO Support.

### How to Contact TIBCO Support

Refer to How to Contact TIBCO Support on page xiii.



# Messages

## Messages beginning with: "

---

**"%" exists already as a non-screen table; choose another name**

**Source:** Screen Definer

**Explanation:** A screen table cannot have the same name as another table.

**Action:** Enter a new name for the screen table.

**"%" FOUND AT OFFSET +XXXX**

**Source:** S6BTLADM- PAGE IMAGES

**Explanation:** The specified target of a search function has been located at the indicated offset within the page image.

**Action:** No action.

**"%" has been used as a field name**

**Source:** HLIPREPROCESSOR

**Explanation:** The indicated name has already been used for a field name.

**Action:** Change the name.

**"%" has been used as a parameter name**

**Source:** HLIPREPROCESSOR

**Explanation:** The indicated name has already been used for a parameter name.

**Action:** Change the name.

**"%" has been used as a table name**

**Source:** HLIPREPROCESSOR

**Explanation:** The indicated name has already been used.

**Action:** Change the appropriate identifier.

**"%" is a non-existent value of parameter "%"**

**Source:** Report Generator

**Explanation:** There is no such parameter value in the parameterized table for the specific parameter.

**Action:** Check if the value entered is wrong or if the parameterized table does not have the value you expected.

**"%" is an invalid logical value**

**Source:** Report Server

**Explanation:** You called the tool \$RPTOVERLAP, and the blank overlap flag does not have a valid logical value.

**Action:** Use the Rule Editor to change the call to \$RPTOVERLAP to produce a valid logical value for the final argument.

**"%" is an invalid pad justification for function PAD; use "RIGHT", "LEFT", or "CENTRE"**

**Source:** Interpreter

**Explanation:** The value for the argument JUSTIFICATION of the tool PAD does not match one of the following:

- RIGHT
- LEFT
- CENTRE or CENTER

Using the first letter only is also valid.

**Action:** Correct the value.

**"%" is an invalid rule library search order; valid values are S/I/L**

**Source:** Interpreter

**Explanation:** Internal error. The message log contains a more detailed error message.

**Action:** Do the following:

1. Press <PF2> and print the log.
2. Contact TIBCO Support with the log and a description of the actions performed before the message was displayed.

**"%" is an invalid UNIT**

**Source:** Screen Definer

**Explanation:** The value you have assigned for UNIT is invalid.

**Action:** Enter a valid value. Check with your System Administrator if problems persist.

**"%" is incompatible with default date format "%" of "%"**

**Source:** Report Generator

**Explanation:** The indicated parameter value is not in the required date format.

**Action:** Correct the parameter value by entering the value with date format yyyy-mm-dd without quotation marks.

**"%" is invalid as source of % table "%"**

**Source:** TAM

**Explanation:** The specified parameter (PRM) or subview (SUB) table has a source that is not an allowed table type for SUB or PRM tables.

**Action:** Correct the source table name using the Table Definer.

**"%" is not a field of table "%"**

**Source:** Definition Differences

**Explanation:** The given name is not a field of the table.

**Action:** Correct the field list.

**"%" is not a field of table "%"**

**Source:** Interpreter

**Explanation:** You tried to access a field of a table, but the specified table does not contain that field.

**Action:** Verify the table definition or the field name spelling.

**"%" is not a parameter name of table "%"****Source:** Interpreter**Explanation:** An event rule was activated by a data access on a table. This event rule is called PARMVALUE. The argument PARMNAME of PARMVALUE does not correspond to a parameter of the table that was accessed.**Action:** Verify that the PARMNAME value is a valid parameter of the table.**"%" is NOT a parameter of this table****Source:** Unload**Explanation:** In INSTANCE SELECT you have requested the FIND function. However the parameter name supplied for this function is not a parameter of the table whose instances are displayed.**Action:** Correct the name of the required parameter for the FIND function.**"%" is not a report field of report table "%"****Source:** Report Server**Explanation:** The source of a derived report field refers to a name that is neither a field of a body or fixed table nor a report field.**Action:** Use the Report Definer to correct the spelling error in the source for the report field.**"%" is not a titles report table of report "%"****Source:** Report Server**Explanation:** You specified the indicated report table in a call to the SRPTOVERLAP tool. Either it is not a report table of the indicated report, or it is not a report table with titles.**Action:** Do one of the following:

- Use the Report Definer to ensure that the report table has titles.
- Use the Rule Editor to change the name of the report table or the report.

**"%" is not a valid number of occurrences (1-999 or "\*\*")****Source:** Screen Definer**Explanation:** You have not entered either a positive integer, or an asterisk (\*) in the MAX OCCUR prompt.**Action:** Enter either a positive integer, or an asterisk (\*).**"%" is referenced twice (in list, and through parent %)****Source:** Copy Definition**Explanation:** An object has been linked to a parent, and the parent is an entry by itself with the parent only flag set to N. Therefore, the child is being referenced twice: once in the list (explicitly), and the second time by the parent entry (implicitly).**Action:** Either remove the child entry, or set the parent only flag for the parent to Y.**"%" is referenced twice (in list, and through parent %)****Source:** Copy Defn/Data**Explanation:** You have specified objects to copy such that a child object is referenced two times: once explicitly and once through a parent whose children are also to be copied.**Action:** No action required.

**"%" must be a screen table of Screen "%"****Source:** Screen Definer**Explanation:** You have entered the name of a screen table in the SCROLL AMOUNT ENTRY or DEFINE CURSOR POSITION specification. The screen table named is not a screen table of the Screen being defined.**Action:** Give the name of a screen table included in this Screen definition.**"%" overlaps "%" (which needs an area of % rows X % columns)****Source:** Screen Definer**Explanation:** You have included and positioned a screen table in the Screen definition. This screen table overlaps another screen table.**Action:** Reposition either the screen table that is overlapping, or the screen table that is being overlapped.**"%" screen table will overlap % border****Source:** Screen Definer**Explanation:** You have included and positioned a screen table in the Screen definition. This screen table overlaps one of the TOP, BOTTOM, LEFT, or RIGHT boundaries.**Action:** Reposition the screen table.**"%" table request is not supported****Source:** TAM**Explanation:** Inappropriate access to table requested.**Action:** Reexamine application. Some builtin functions are not allowed against remote tables. Some accesses are not allowed, based on the table type.**"@" NOT FOUND WITHIN PAGE IMAGE****Source:** S6BTLADM - PAGE IMAGES**Explanation:** The specified search target could not be located between the current display position and the end of the page image.**Action:** No action.**"^" field marker was typed in or overwritten; image restored****Source:** Screen Definer**Explanation:** You have typed in, or overwritten, a (^) field marker. This is not permitted, so the Image Area has been restored.**Action:** No action required.**"Data" must be N for %-type tables****Source:** Object Set Definer**Explanation:** This type of table does not have permanent data. You can include in an object set only data from tables that have permanent data.**Action:** Set DATA to N.**"Data" must be Y, in order to specify parameters****Source:** Object Set Definer**Explanation:** The DATA field must be set to Y before you are allowed to specify parameters for the table.**Action:** Set the DATA field to Y before trying to specify parameters.

**"Element" not specified or invalid****Source:** Report Server**Explanation:** \$RPTSKIPLINES was called with an invalid value for Element. Valid values are blank, "T", "H", "R", or "\*".**Action:** Call \$RPTSKIPLINES with a valid value for Element.**"END-EXEC" was not found; statement(s) ignored****Source:** Host Language Interface**Explanation:** A query was started by using the SQL brace EXEC SQL but was not terminated by END-EXEC.**Action:** Insert END-EXEC to specify the end-of-query location.**"End of box" without a box start****Source:** Character-based Text Editor**Explanation:** You included the "end of box" command (.ebox) without the "start of box" command (.box).**Action:** Remove the "end of box" command, or supply the "start of box" command.**"INCLUDE" statement is missing****Source:** HLIPREPROCESSOR**Explanation:** There is no \$ INCLUDE HURON statement in the deck.**Action:** Enter the following statement in the appropriate place:

```
$ INCLUDE HURON
```

**"Library/Env" is invalid for OBJECTSET; use "Default" fields****Source:** Copy Defn/Data**Explanation:** You tried to specify LIBRARY/ENV information for an object set. Since both types of information apply to object sets, the information is ambiguous and must be clarified.**Action:** Remove the information from the LIBRARY/ENV field and fill in the default fields.**"Library/Env" is invalid for OBJECTSET; use Default fields****Source:** Copy Definition**Explanation:** You specified a value in the LIBRARY/ENV field for an object of type OBJECTSET. However, an object set requires both Library and Environment to identify all objects that are included in it.**Action:** Remove the entry from the LIBRARY/ENV field and put both a Default Library and a Default Environment in the Source specification section.**"List End" without "List"****Source:** Character-based Text Editor**Explanation:** You have included one of the following LIST END commands without providing a list:

- listend
- edl
- eol
- eul

**Action:** Remove the command, or supply a list.

**"MAX ACR" must equal 0 for a titles report table****Source:** Report Definer**Explanation:** Titles report tables (TITLE ONLY=Y) are not allowed to repeat across.**Action:** Change the MAX ACR value to 0.**"MAX OCC" must equal 1 for a titles report table****Source:** Report Definer**Explanation:** The titles report tables (TITLE ONLY=Y) are only allowed to have one occurrence per page.**Action:** Change the MAX OCC value to 1.**"NEW PAGE" can only be specified for "BREAK BY" fields****Source:** Report Definer**Explanation:** NEW PAGE was requested on the control screen without the specification of a BREAK BY field. NEW PAGE is used to indicate that a change in value of the specified BREAK BY field should cause a page eject.**Action:** Fill in the desired BREAK BY field or remove the NEW PAGE indicator.**"NOT" operator not allowed for NAME or UNIT query****Source:** Global Cross Ref. Search**Explanation:** You cannot use the NOT operator (^) for a query by NAME or UNIT.**Action:** Change the query.**"Skip lines after" not specified or negative****Source:** Report Server**Explanation:** SRPTSKIPLINES was called with an invalid value for the number of lines to be skipped after the specified element. The value given must be a positive number.**Action:** Specify a valid number of lines to be skipped.**"Skip lines before" not specified or negative****Source:** Report Server**Explanation:** SRPTSKIPLINES was called with an invalid value for the number of lines to be skipped before the specified element. The value given must be a positive number.**Action:** Specify a valid number of lines to be skipped.**"TABLEEND" exception raised for table "%"****Source:** Interpreter**Explanation:** Internal error. The message log contains a more detailed error message.**Action:** Do the following:

1. Press <PF2> and print the log.
2. Contact TIBCO Support with the log and a description of the actions performed before the message was displayed.

## Messages beginning with: #

---

**# of decimal places in field %**

**Source:** Field Dictionary

**Explanation:** The number of decimal places specified for the field is incompatible with the syntax and/or type of field.

**Action:** Specify number of decimal places within the range as indicated by message.

## Messages beginning with: \$

---

### **\$BINDOBJECT ERROR - BIND REQUIRES DBA CLEARANCE**

**Source:** Builtin Routines

**Explanation:** A call to \$BINDOBJECT was issued by a non-level-7 user.

**Action:** Log in as a level-7 user and rerun the rule that calls \$BINDOBJECT.

### **\$BINDOBJECT ERROR - CALLED BEFORE INITIALIZATION**

**Source:** Builtin Routines

**Explanation:** The \$BINDOBJECT builtin has been called before the Rules Manager has been initialized.

**Action:** Wait till later in the session before calling the \$BINDOBJECT builtin.

### **\$BINDOBJECT ERROR - INVALID LIBRARY SPECIFIED**

**Source:** Builtin Routines

**Explanation:** The library name specified in a \$BINDOBJECT call was neither the name of the system library nor the installation library.

**Action:** Correct the name of the library in the \$BINDOBJECT call.

### **\$GETLOGSTATS must be called before using \$GETLOGREC**

**Source:** Builtin Routines

**Explanation:** In a transaction, \$GETLOGSTATS must be called before any call to \$GETLOGREC can be issued.

**Action:** Insert a call to \$GETLOGSTATS.

### **\$RULENAME failed: LEVEL/TRANSACTION COUNT combination invalid**

**Source:** Builtin Routines

**Explanation:** Either \$RULENAME was issued with invalid argument values or there are not enough rules on the execution call stack to satisfy the request. A recoverable RANGERROR is raised.

**Action:** Correct the invalid arguments.

### **\$SYSCALL "%" for "%" failed; >%<**

**Source:** Builtin Routines

**Explanation:** The specified routine needs services from the operating system, but the services failed for the reason given at the end of this message.

**Action:** For assistance, show this message to a System Programmer.

### **\$TYPECAST failed: input argument contains bad data bytes**

**Source:** Builtin Routines

**Explanation:** \$TYPECAST was unable to convert the input data to the Syntax specified. A recoverable CONVERSION error is raised.

**Action:** Correct the input data to allow conversion.



**\$TYPECAST failed: input argument specification not allowed**

**Source:** Builtin Routines

**Explanation:** The specification of the cast is not valid in TIBCO Object Service Broker. An unrecoverable CONVERSION error is raised

**Action:** Correct the specification of the cast to conform to TIBCO Object Service Broker standards.

**\$TYPECAST failed: output argument is too small to hold result**

**Source:** Builtin Routines

**Explanation:** The output from the \$TYPECAST is longer than the output specification. The data is truncated where possible. A recoverable CONVERSION error is raised.

**Action:** Either correct the specification of the \$TYPECAST output, or if you want truncation, trap the CONVERSION error.

**\$TYPECAST failed: TYPECASTING not allowed as specified**

**Source:** Builtin Routines

**Explanation:** The input data cannot be cast into the specified output. A recoverable CONVERSION error is raised.

**Action:** Correct the specification of the cast required.

## Messages beginning with: %

---

**%; Press <%> or type 'CONFIRM'**

**Source:** Confirmation Utility

**Explanation:** This message gives you instructions on how to confirm.

**Action:** Follow the instructions.

**%; Type 'CONFIRM'**

**Source:** Confirmation Utility

**Explanation:** Show the confirmation message.

**Action:** No action is required.

**% "%" cannot be %**

**Source:** Rule Editor

**Explanation:** The message is one of the following:

- LOCAL VARIABLE "%" cannot be CALLED
- PARAMETER "%" cannot be ASSIGNED TO

**Action:** Remove the misuse of the local variable or parameter in question.

**% % does not exist**

**Source:** Copy Defn/Data

**Explanation:** This message indicates that the named object does not exist.

**Action:** No action.

**% at action #**

**Source:** Interpreter

**Explanation:** This message is used by the TIBCO Object Service Broker program that produces the Information Log.

**% % failed: %**

**Source:** Rule Editor

**Explanation:** You are unable to delete or save the specified rule due to locking or security.

**Action:**

- If due to locking, try again.
- If due to security, contact your Database Administrator if there is a need for you to be able to read or modify this rule. The Database Administrator can decide if you should be given this authority.

**% all rights partially completed**

**Source:** Manage Promotion Rights

**Explanation:** Notifies the user that not all promotion rights have been OBTAINED, RELEASED, or TRANSFERRED.

**Action:** Read the message log to find out the reasons.

**% at action # % statement #**

**Source:** Interpreter

**Explanation:** This message is used by the TIBCO Object Service Broker program that produces the Information Log.

**Action:** Study the TIBCO Object Service Broker Information Log.

**Action:** Study the TIBCO Object Service Broker Information Log.

**% at condition #****Source:** Interpreter**Explanation:** This message is used by the TIBCO Object Service Broker program that produces the Information Log.**Action:** Study the TIBCO Object Service Broker Information Log.**% at exception handler "% " statement # % statement #****Source:** Interpreter**Explanation:** This message is used by the TIBCO Object Service Broker program that produces the Information Log.**Action:** Study the TIBCO Object Service Broker Information Log.**% at exception handler "% " statement #****Source:** Interpreter**Explanation:** This message is used by the TIBCO Object Service Broker program that produces the Information Log.**Action:** Study the TIBCO Object Service Broker Information Log.**% at exception handler "% %" statement # % statement #****Source:** Interpreter**Explanation:** This message is used by the TIBCO Object Service Broker program that produces the Information Log.**Action:** Study the TIBCO Object Service Broker Information Log.**% at exception handler "% %" statement #****Source:** Interpreter**Explanation:** This message is used by the TIBCO Object Service Broker program that produces the Information Log.**Action:** Study the TIBCO Object Service Broker Information Log.**% at unknown statement****Source:** Interpreter**Explanation:** This message is used by the TIBCO Object Service Broker program that produces the Information Log.**Action:** Study the TIBCO Object Service Broker Information Log.**% cannot be % than %****Source:** Screen Definer**Explanation:** You are trying to define the screen table with invalid values for "Last Col/Row" or for "Empty Occs". You need to modify the values so that they are logically correct.**Action:** Modify the value at the cursor position based on the message.**% connection failed, reason="%"****Source:** External Gateways**Explanation:** The gateway (server) failed to connect to the Data Object Broker. The following information is given:

- % - SERVER USERID - IDPREFIX+ext
- reason (rr/ee) -- refer to the explanation for message S6BKC036 for the interpretation of the reason code

**Action:** Contact TIBCO Support if you need further clarification.

**% conversion error detected by function ROUND****Source:** Builtin Routines**Explanation:** The argument VALUE of the ROUND tool cannot be converted to a binary 4.**Action:** Correct the problem as described by the message.**% date '%' is an invalid date****Source:** Secure Audit Log**Explanation:** You specified an invalid date for the date range to be purged.**Action:** Correct the date value and try again.**% does not have permissions to purge the Auditlog****Source:** Secure Audit Log**Explanation:** You attempted to purge the audit log contents but you did not have the permissions to do so.**Action:** Contact your security administrator.**% failed: %****Source:** Definition Differences**Explanation:** The DIFFDEFN utility has failed due to an error which cannot be circumvented by the user. When trying to compare definitions, a corrupted definition or unexpected security restriction, or invalid table or data reference error was encountered.**Action:** No action required although the problem should be reported.**% failed****Source:** Interpreter**Explanation:** This message is used by the TIBCO Object Service Broker program that produces the Information Log.**Action:** Study the TIBCO Object Service Broker Information Log.**% field "%" cannot be a % field****Source:** Report Generator**Explanation:** No field can be an ACROSS BY field and SORT BY field at the same time.**Action:** Remove the field name from the ACROSS BY or SORT BY section.**% field "%" does not follow the sequence of % field(s)****Source:** Report Generator**Explanation:** The BREAK BY fields must be given in the same order as the SORT BY fields. Furthermore, any field that you want to BREAK BY, you must also SORT BY.**Action:** Change the order of the BREAK BY fields to match the order of the SORT BY fields, or vice versa.**% for parameter # of table "%"****Source:** Interpreter**Explanation:** An error occurred during the processing of the parameters for a table. The complete message describes the nature of the error.**Action:** Study the complete message.

**% inside area occupied by %; modify last row/col****Source:** Screen Definer**Explanation:** You are trying to define two screen tables, but the Origin Row in one screen table is in conflict with the Last Row in another screen table.**Action:** Modify the value for Origin Row or Last Row in one of the screen tables.**% is already in the "%" table****Source:** Rule Editor**Explanation:** Internal editor error.

The message log contains a more detailed error message.

**Action:** Do the following:

1. Press <PF2> and print the log.
2. Contact TIBCO Support with the log and a description of what actions were being performed when this message was generated.

**% is an invalid date****Source:** Offline Utilities**Explanation:** Date specification has to be in the format YYMMDD,HHMMSS.**Action:** Correct the date format and retry.**% is invalid. Field must exist in table definition****Source:** Table Definer**Explanation:** The value indicated in the message is invalid. It must be defined as a field in the table definition.**Action:** Enter a value that is a field in the definition.**% is not a valid break event****Source:** Debugger Utility**Explanation:** This is a warning that you have entered a blank in the Break Event field of the Breakevent control area.**Action:** Specify a valid break event, press <Enter>, or press another key.**% library and % library cannot be the same****Source:** Promotion**Explanation:** Libraries have to be different.**Action:** Ask your System Administrator to check the default libraries.**% not allowed between % % and % %****Source:** Interpreter**Explanation:** The operation specified is not supported between the specified combinations of semantic type and syntax.**Action:** Verify that the operation is valid. See the Processing manual for more information about operations.**% of a null value is not allowed****Source:** Interpreter**Explanation:** You tried to do an arithmetic operation that involved a null value.**Action:** Verify that null values do not appear in arithmetic expressions.

**% required for % of type %****Source:** Definition Differences

**Explanation:** You have specified either a RULE but no LIBRARY or a SCREEN which has presentation-environment-specific definition components but no PRESENTATION ENVIRONMENT. This information is required to fully identify the object you wish to compare.

**Action:** For a RULE, specify which LIBRARY the rule is to be found in. For a SCREEN specify the PRESENTATION ENVIRONMENT which should be used in the comparison.

**% screentable may overlap % border****Source:** Screen Definer

**Explanation:** Based on the width of the screen and the screen table image, the indicated part of the screen table may be overlapped.

**Action:** Check the screen table's attributes to see if the screen table needs to be repositioned or modified.

**% segment number "%" is invalid - it must be numeric****Source:** Promotion

**Explanation:** You have entered an invalid segment number.

**Action:** You can either press <ENTER> for 0 or enter a number for the segment which you want new table(s) to be stored in.

**% Server shutdown requested, reason="%"****Source:** External Gateways

**Explanation:** The gateway (server) received a request to shut down from the Data Object Broker. The description of the reason codes follows:

- 0000 - TIBCO Object Service Broker is shutting down.
- 0004 - A stopserver all\*\*\* was requested. All the gateways of this type will be terminated.
- 0008 - A stopserver server userid was requested. Only this gateway will be terminated.
- 0010 - The TIBCO Object Service Broker resource directory is full. Contact TIBCO Support.
- 0014 - The maximum number of gateways has been exceeded. Increase the MAXDBMS parameter in the Data Object Broker and restart, or contact TIBCO Support.
- 00018 - The TIBCO Object Service Broker gateway anchor list has overflowed. Contact TIBCO Support.

**Action:** No further action is required.

**% table "%" error: %****Source:** TAM

**Explanation:** The ending part of the message text may be:

- Allocation of file % failed. RC=%, ERRCODE=%, INFOCODE=%
- File % not found
- File % is a partitioned data set but a member name was not specified
- File % is a sequential data set but a member name was specified
- File % is not a partitioned data set
- Member % for file % not found
- Data set/member combination % invalid
- Cannot get virtual storage for DCB
- Too many open files
- Open for file % failed

- Open for file % failed - abend code = S%-%
- Open for DDNAME % failed
- Open for DDNAME % failed - abend code = S%-%

The following has occurred:

- The gateway (server) is unable to allocate or open an external sequential or partitioned data set.
- The data set or member does not exist.
- The data set is the wrong type - either partitioned or sequential.
- Parameters have been specified for a non-partitioned data set.
- There is insufficient below-the-line storage available for the DCB.
- Too many Import/Export files are currently open.

**Action:** Do the following:

- Verify that the external data set exists and contains valid data.
- Verify that parameters have not been specified for a non-partitioned data set.
- Consider accessing Import/Export tables at a separate transaction level so that DCB storage may be released at transaction end and therefore be available for reuse.
- Increase the maximum number of open files allowed by changing the Execution Environment parameter SESSIONFILEMAX.

**% table "%" exit routine "%": No storage defined**

**Source:** TAM

**Explanation:** You specified a user exit routine, but did not specify the amount of working storage required by the routine.

**Action:** When using an exit routine, ensure that you specify a value from 1 to 32767 for the EXIT STORAGE field in the table definition.

**%=%, it cannot exceed %**

**Source:** Table Definer

**Explanation:** The indicated item has the indicated value, which exceeds the indicated maximum.

**Action:** Reduce the value to less than the indicated maximum.

**%=%, it must be %**

**Source:** Table Definer

**Explanation:** The indicated item has the indicated value, but it must be changed to the second indicated value.

**Action:** Change the value to the indicated value.

**%= %, is above the range % : %**

**Source:** Table Definer

**Explanation:** The value indicated for the given item is above the indicated range. For example, if you change the length of a variable length character field from 22 to 300, you see a message similar to this:

```
Length of field LNAME = 300, is above
the range 22 : 254
```

**Action:** Reduce the value so that it falls within the range given.

**%= %, is below the range % : %**

**Source:** Table Definer

**Explanation:** The value indicated for the given item is below the indicated range. For example, if you change the length of a variable length character field from 127 to 90, you see a message similar to this:

```
Length of field ADDRESS = 90, is  
below the range 127 : 254
```

**Action:** Raise the value so that it falls within the range given.

**%**

**Source:** External Gateways

**Explanation:** The gateway (server) failed to connect to the Data Object Broker. The text of the message describes the reason and contains a subsequent message ID that can be looked up for more information.

**Action:** Take appropriate action based on the subsequent message ID.



## Messages beginning with: (

---

(when "%" is displayed on a physical screen % rows X % cols)

**Source:** Screen Definer

**Explanation:** This message is part of the overlap warning messages that may appear at the end of a Screen Definer session, after you have saved and viewed the message log. The saved screen has overlapping boundaries that cannot be displayed on a screen with the current dimensions. Detailed information on boundaries is in the message log.

**Action:** If you do not intend to display the screen on a physical screen that is larger than the current physical screen, fix the overlaps as indicated in the message log after you save the screen definition.

## Messages beginning with: \*

---

\*\*\*\* % all rights completed \*\*\*\*

**Source:** Manage Promotion Rights

**Explanation:** The tool has completed performing one of the following operations on an object: OBTAIN all rights, RELEASE all rights, or TRANSFER all rights.

**Action:** No action required.

\*\*\*\* Begin to copy object "%" \*\*\*\*

**Source:** Copy Definition

**Explanation:** Informs you of the starting point of the copy process for the specified object.

**Action:** No action required.

\*\*\*\* Begin to delete object "%" \*\*\*\*

**Source:** Delete Definition

**Explanation:** Notifies the user of the starting point of the DELETE process.

**Action:** No action required.

\*\*\*\* Begin to print all definitions for object "%" \*\*\*\*

**Source:** Print Definition

**Explanation:** The tool is starting to print all definitions for the specified object.

**Action:** No action required.

\*\*\*\* Beginning % all rights for object "%" \*\*\*\*

**Source:** Manage Promotion Rights

**Explanation:** The tool starts performing one of the following operations on an object: OBTAIN all rights, RELEASE all rights, and TRANSFER all rights.

**Action:** No action required.

\*\*\*\* Copy process ended \*\*\*\*

**Source:** Copy Definition

**Explanation:** Informs you that the copy process has ended.

**Action:** No action required.

\*\*\*\* Delete completed \*\*\*\*

**Source:** Delete Definition

**Explanation:** Notifies the user that the DELETE process has completed.

**Action:** No action required.

\*\*\*\* Print all definitions completed \*\*\*\*

**Source:** Print Definition

**Explanation:** Notifies the user that PRINTDEFN is finished.

**Action:** No action required.

\*\*\* At Left edge of Window \*\*\*

**Source:** Object Manager

**Explanation:** You pressed <PF10> to scroll the screen to the left, but no further movement to the left is possible.

**Action:** No action required.

**\*\*\* At Right edge of Window \*\*\*****Source:** Object Manager**Explanation:** You pressed <PF11> to scroll the screen to the right, but no further movement to the right is possible.**Action:** No action required.**\*\*\* Bottom of Window - % objects exist \*\*\*****Source:** Object Manager**Explanation:** You pressed <PF8> to scroll down, but no further movement down is possible.**Action:** No action required.**\*\*\* Did NOT unload defn of % object "%"; already in DATASET****Source:** Unload**Explanation:** The named object was not unloaded into the data set more than once. This situation arises when you request an unloading of two distinct objects and one of the objects is contained in the other, or both objects contain the same third object.**Action:** No action required.**\*\*\* No such % as "%"; NOT unloaded****Source:** Unload**Explanation:** One of the objects you requested to unload included another object by reference. Because this other object does not exist, it was not unloaded.**Action:** No action required.**\*\*\* Top of Window \*\*\*****Source:** Object Manager**Explanation:** You pressed <PF7> to scroll up, but no further movement up is possible.**Action:** No action required.**\*\*\*Cannot INSERT % for Key=%: %****Source:** Unload**Explanation:** During LOAD, an attempt was made to insert a data occurrence into a table. The insert failed for the reason indicated.**Action:** Action depends upon which occurrence should prevail:

- If the occurrence in the file should be loaded, then the occurrence in the table should be deleted before the load.
- If the occurrence in the table should not be overwritten, no action is required.

## Messages beginning with: =

---

```
===== %  
===== level #  
=====
```

**Source:** Interpreter

**Explanation:** This message is used by the TIBCO Object Service Broker program that produces the Information Log. It signals the end of the list of information for the trigger rule that failed.

**Action:** Study the TIBCO Object Service Broker Information Log.

```
===== % for table "%" =====  
level # =====
```

**Source:** Interpreter

**Explanation:** This message is used by the TIBCO Object Service Broker program that produces the Information Log. It signals the beginning of information about the trigger rule that failed.

**Action:** Study the TIBCO Object Service Broker Information Log.

## Messages beginning with: @

---

### **@DB2FIELDS definition error:**

**Source:** TDS

**Explanation:** @DB2FIELDS is defined incorrectly. This error occurred when you tried to access the specified table.

**Action:** Contact TIBCO Support.

### **@DB2FIELDS index page found for table**

**Source:** TDS

**Explanation:** A large number of DB2 fields are defined for the table, causing a data page split in @DB2FIELDS.

**Action:** Contact TIBCO Support.

### **@DB2FIELDS table not found for table**

**Source:** TDS

**Explanation:** The specified DB2 table is not correctly defined to TIBCO Object Service Broker; @DB2FIELDS fields has no occurrences for the table.

**Action:** Check the DB2 table definition.

### **@DB2TABLES definition error:**

**Source:** TDS

**Explanation:** @DB2TABLES is defined incorrectly. This error occurred when you tried to access the specified table.

**Action:** Contact TIBCO Support.

### **@IMSDBD table not found for database**

**Source:** TDS

**Explanation:** The IMS database is incorrectly defined to TIBCO Object Service Broker.

### **@DB2TABLES entry not found for table**

**Source:** TDS

**Explanation:** The specified DB2 table is not correctly defined to TIBCO Object Service Broker.

**Action:** Check the DB2 table definition.

### **@IMSCONTROL contains null field name - table**

**Source:** TDS

**Explanation:** A value access field for the IMS table is incorrectly defined.

**Action:** Redefine the value access fields for the table.

### **@IMSDBD definition error:**

**Source:** TDS

**Explanation:** @IMSDBD is incorrectly defined.

**Action:** Contact TIBCO Support.

### **@IMSDBD entry not found for IMS field**

**Source:** TDS

**Explanation:** The IMS database definition is missing fields used as value access fields in the IMS table.

**Action:** Do the following:

1. Verify the IMS database definition.
2. If necessary, rerun the extract utility.

**Action:** Do the following:

1. Check the database definition.
2. If necessary, rerun the extract utility.

**@IMSDBS definition error:****Source:** TDS**Explanation:** @IMSDBS is defined incorrectly.**Action:** Contact TIBCO Support.**@IMSDBS entry not found for database****Source:** TDS**Explanation:** The IMS database was not correctly defined to TIBCO Object Service Broker.**Action:** Do the following:

1. Check the database definition.
2. Rerun the extract utility.

**@IMSFIELDS definition error:****Source:** TDS**Explanation:** @IMSFIELDS is not defined correctly.**Action:** Contact TIBCO Support.**@IMSFIELDS index page found for table****Source:** TDS**Explanation:** A large number of IMS fields are defined for the table, causing a data page split in @IMSFIELDS.**Action:** Contact TIBCO Support.**@IMSFIELDS table not found for table****Source:** TDS**Explanation:** The IMS table is not defined correctly.**Action:** Check the IMS table definition.**@IMSSEGS definition error:****Source:** TDS**Explanation:** @IMSSEGS is not defined correctly.**Action:** Contact TIBCO Support.**@IMSSEGS entry not found for segment****Source:** TDS**Explanation:** The IMS database is not defined correctly.**Action:** Do the following:

1. Check the database definition.
2. If necessary, rerun the extract utility.

**@IMSTABLES definition error:****Source:** TDS**Explanation:** @IMSTABLES is defined incorrectly.**Action:** Contact TIBCO Support.**@IMSTABLES entry not found for table****Source:** TDS**Explanation:** The IMS table was not correctly defined to TIBCO Object Service Broker.**Action:** Check the IMS table definition and contact TIBCO Support.**@PROMBINDOBJS completed successfully****Source:** Promotions Bind Tools**Explanation:** The @PROMBINDOBJS tool completed successfully.**Action:** No action required.

**@PROMBINDOBJs ended with error "%"**

**Source:** Promotions Bind Tools

**Explanation:** The @PROMBINDOBJs tool encountered the specified error and terminated.

**Action:** Resolve the error specified and re-run @PROMBINDOBJs.

**@PROMUNBINDOBJs completed successfully**

**Source:** Promotions Bind Tools

**Explanation:** The @PROMUNBINDOBJs tool completed successfully.

**Action:** No action required.

**@PROMUNBINDOBJs ended with error "%"**

**Source:** Promotions Bind Tools

**Explanation:** The @PROMUNBINDOBJs tool encountered the specified error and terminated.

**Action:** Resolve the error specified and run @PROMBINDOBJs before re-running @PROMUNBINDOBJs.

## Messages beginning with: A

---

### A % field must have zero number of decimal places

**Source:** Screen Definer

**Explanation:** In the Screen Table Painter, you tried to define a field that has a nonzero number of decimal places, but the syntax of the field does not permit decimal places (e.g., COUNT).

**Action:** Do one of the following:

- Change the syntax of the field if you require decimal precision.
- Change the number of decimal places to zero if you do not require decimal precision.

### A % parameter is required for % table

**Source:** Table Definer

**Explanation:** Required parameter definition missing.

**Action:** Define the required parameter class as indicated in the message.

### A constant cannot start a statement

**Source:** Rule Editor

**Explanation:** A syntax error is in the rule; a constant is at the beginning of a statement. For example:

```
'CALL' TEST
```

**Action:** Correct the statement.

### A definition for "%" already exists, not overwritten

**Source:** Copy Definition

**Explanation:** The definition of the specified object exists, and the OVERWRITE flag is set to NO; therefore, it is not copied or overwritten.

**Action:** Either change the overwrite flag to Y, or rename the destination object. This is part of the audit trail.

### A definition for % already exists, not overwritten

**Source:** Copy Defn/Data

**Explanation:** This message indicates that an existing definition was not overwritten as a result of a requested copy which specified no overwrite.

**Action:** No action.

### A FORALL loop cannot contain a "%" statement

**Source:** Rule Editor

**Explanation:** An invalid statement appears in a FORALL loop.

**Action:** Remove the invalid statement.

### A list item without a list start

**Source:** Character-based Text Editor

**Explanation:** The tag "item" or "li" appears outside a list (preceded by a period or a colon).

**Action:** Do one of the following:

- Remove the tag.



- Put "ol" and "eol" tags (each preceded by a period or a colon) before and after the list item tag.
- Put "list" and "listend" tags (each preceded by a period or a colon) before and after the list item tag.

### **A maximum of % distribution points is allowed**

**Source:** Table Definer

**Explanation:** You have specified more distribution points than that allowed for CLC table.

**Action:** Remove the extra distribution points defined.

### **A member for Static SQL generated must be supplied**

**Source:** Static SQL for DB2 Gateway

**Explanation:** The Static SQL interface is trying to generate Static SQL code, but no member suffix has been provided. The member suffix used when creating the PDS member names will hold the Assembler code generated.

**Action:** Supply a member suffix that is not currently in use.

### **A name is required for each definition**

**Source:** Table Definer

**Explanation:** Each parameter, field, or event requires a name.

**Action:** Enter the missing name.

### **A new name is required for "%"**

**Source:** Copy Definition

**Explanation:** You require a new name for this object to be able to copy it.

**Action:** Enter a new name for the object.

### **A new name is required for "%"**

**Source:** Copy Defn/Data

**Explanation:** You are copying an object but you have not specified the new name for that object and one cannot be defaulted.

**Action:** Supply a new name for the object.

### **A NUMERIC command is only valid if used with the <Shift> PF key**

**Source:** Report Definer

**Explanation:** You entered a number in the command line. This is only valid when you use the <Shift> PF key because the number indicates the number of columns to shift left or right.

**Action:** If you wish to shift, press the <Shift> PF key. Otherwise, type in a valid nonnumeric command.

### **A screen and screen table must be specified**

**Source:** Menu Definer

**Explanation:** You cannot use this menu style without supplying a screen with a suitable screen table.

**Action:** Specify a screen and screen table. The screen and screen table must exist before you can define the menu.

### **A Screen name is required**

**Source:** Screen Definer

**Explanation:** You tried to invoke the Screen Definer by executing the rule DRAW without providing a Screen name.

**Action:** Provide a Screen name, or set the cursor to the workbench item Define Screen and press <Enter>. This will invoke the listing of existing Screen names. Enter S next to the Screen you wish to select.

**A screen table can have maximum % rows; this one has %**

**Source:** Screen Definer

**Explanation:** For any screen table definition, the number of rows must not exceed the length of the physical screen (less one line for feedback messages). For your screen, you have defined too many rows for the screen table.

**Action:** Correct the definition so that there are no more rows than the number given in the message.

**A screen table cannot be referred to more than once per screen**

**Source:** Screen Definer

**Explanation:** Screen table names must be unique within a Screen definition.

**Action:** Remove the duplicate entry.

**A screen table must have some content to SAVE; <PF12> to CANCEL**

**Source:** Screen Definer

**Explanation:** You have entered the Screen Painter, not entered any information, and then pressed <PF3> to save and exit.

**Action:** Press <PF12> to cancel the Paint activity, or enter some content into the screen table definition.

**A screen table with Title must have SCROLL="Y"**

**Source:** Screen Definer

**Explanation:** The SCROLL prompt, in a Screen definition, must be Y for a screen table if the screen table has TITLE ^= 0.

**Action:** Set the SCROLL prompt to Y, or change the definition so that the screen table does not contain titles (i.e., set TITLE = 0).

**A server cursor was not found to process the request for "%"**

**Source:** External Gateways

**Explanation:** TIBCO Object Service Broker gateway (server) for external data failed to acquire a cursor to process the request. This is a symptom of a version mismatch.

**Action:** Ensure TIBCO Object Service Broker and gateway release levels are compatible. If this does not resolve the problem then contact TIBCO Support.

**A title is required for each abbreviation**

**Source:** Menu Definer

**Explanation:** Every abbreviation must correspond to some rule.

**Action:** Type in the rule name or remove the abbreviation.

**A valid % must be supplied for % "%"**

**Source:** Copy Definition

**Explanation:** The object is incompletely specified for the operation requested, e.g., a RULE object specified without a LIBRARY identifier.

**Action:** Specify the appropriate information to allow the operation to be completed.

**A valid % must be supplied for % "%"**

**Source:** Copy Defn/Data

**Explanation:** You have specified an object which requires additional information to identify. For example, you have specified a rule without the library.

**Action:** Supply the missing information.

**A window of this type CANNOT be expanded further**

**Source:** Rule Editor

**Explanation:** Another window cannot be nested.

**Action:** No action required.

**Abbreviation "%" is not valid**

**Source:** Session Manager

**Explanation:** You entered an abbreviation that does not appear in your menu.

**Action:** Correct the abbreviation.

**About to % "%"**

**Source:** Report Definer

**Explanation:** About to perform an action that requires confirmation.

**Action:** Confirm action if desired.

**About to % rule %**

**Source:** Rule Editor

**Explanation:** This message will be displayed in conjunction with message 39 of this module, and message 38 will precede message 39. You have received a warning message about an action that is about to be performed on a rule.

**Action:** No action required.

**About to % Screen "%"**

**Source:** Screen Definer

**Explanation:** This is a confirmation of one of the following actions:

- You have requested that a Screen definition be deleted.
- You have changed the name of the Screen to the name of another existing Screen and then pressed <PF3> to save. This constitutes an overwrite.

You are being prompted for a confirmation.

**Action:** Do one of the following:

- Press <PF22> to confirm the request.
- Press any other function key to cancel the request.

**About to % screen table "%"**

**Source:** Screen Definer

**Explanation:** You have requested to delete a screen table definition. This is a confirmation message.

**Action:** Press <PF22> to confirm, or press any other function key to cancel the deletion.

**About to archive Audit Log from % to %; press <%> to confirm**

**Source:** Secure Audit Log

**Explanation:** You are about to archive the audit log contents of the specified date range. Please confirm or cancel.

**Action:** If you want the archive to be done, press the specified confirm key to confirm; otherwise, press any other key to cancel.

**About to delete ADABAS definition: <PF22> to confirm**

**Source:** ADABAS Extract

**Explanation:** Confirmation message.

**Action:** Use <PF22> to confirm the delete or any other key to cancel the delete.

**About to delete definition for %****Source:** Field Dictionary**Explanation:** This message requires confirmation of your delete request.**Action:** Confirm the request by pressing <PF22> or cancel the request by pressing any other PF key.**About to delete queue definition****Source:** Batch Submission Tool**Explanation:** You made a request to delete the definition of a queue, and this request requires confirmation.**Action:** Press <PF22> to delete the queue definition, or press any other key to cancel the deletion.**About to delete SHARED screen table****Source:** Screen Definer**Explanation:** You are about to delete a screen table that is shared by other Screens.**Action:** To cancel the delete request, press any function key except <PF22>. Use the REFS function to view a list of Screens referring to the screen table. If the screen table is not required, reinitiate the delete request and confirm it (note that rules cannot display other Screen definitions that refer to the deleted screen table until the Screens have been modified).**About to delete table "%"****Source:** Table Definer**Explanation:** The definition of the indicated table will be deleted if you press the indicated key to confirm the deletion.**Action:** Confirm the deletion by pressing the indicated key, or press any other function key to cancel the request.**About to delete this document****Source:** Character-based Text Editor**Explanation:** You pressed <PF22> or entered the primary command DELETE.**Action:** Press the confirm key <PF22>, or press any other key to cancel the deletion.**About to delete this menu****Source:** Menu Definer**Explanation:** <PF22> was pressed.**Action:** Confirm the deletion by pressing <PF22> again, or cancel the deletion by pressing any other key.**About to delete this object list****Source:** DEFINE\_OBJLIST Tool**Explanation:** This message warns you that the object list is to be deleted and asks for confirmation.**Action:** Press the confirm key if you want the object list to be deleted.**About to overwrite filter %****Source:** Secure Audit Log**Explanation:** You are about to overwrite the definition of an existing filter definition. Confirm or cancel the action.**Action:** Press the specified confirm key to confirm the action or any other key to cancel.**About to overwrite rule "%" in library "%"****Source:** Rule Editor**Explanation:** The rule already exists in the library.**Action:** Select the desired action: Yes to overwrite, No to cancel.

**About to re-extract ADABAS definition: <PF4> to confirm****Source:** ADABAS Extract**Explanation:** Confirmation of your request to re-extract ADABAS definition.**Action:** Use <PF4> to confirm re-extract or any other key to cancel re-extract.**Access directive must be OFS or OLS****Source:** Table Definer**Explanation:** The IDMS set access directive must be either OFS (Obtain First in Set) or OLS (Obtain Last in Set).**Action:** Specify a correct set access directive.**Access error on % "%"****Source:** Interpreter**Explanation:** This message is used by the TIBCO Object Service Broker program that produces the Information Log.**Action:** Study the TIBCO Object Service Broker Information Log.**Access from generator will be prevented by %****Source:** Report Definer**Explanation:** Saving the report or report table within the Report Definer causes the report to be inaccessible to the Report Generator.**Action:** If you need to make further changes to this report through the Report Generator, do not save the changes made with the Report Definer.**ACCESS is a required field****Source:** Table Definer**Explanation:** You must specify the type of event ACCESS. Valid access types for a validation rule are W, I, R, and D. Valid access types for a trigger rule are W, I, R, D, and G.**Action:** Enter W for Write access, I for Insert, R for Replace, D for Delete, and G for Get and forall if it is a trigger event. You can also press <PF1> for selection.**Access to table "%" blocked by another user - transaction cancelled****Source:** Session Manager**Explanation:** Internal error. The message log contains a more detailed error message.**Action:** Do the following:

1. Press <PF2> and print the log.
2. Contact TIBCO Support with the log and a description of the actions performed before the message was displayed.

**Access value cannot be stored for parameter****Source:** Table Definer**Explanation:** You cannot associate a MetaStor parameter field with an access value for IMS table access.**Action:** No action required.**Access value must be specified****Source:** Table Definer**Explanation:** You have not specified an access value for the data set type of this VSM table.**Action:** Specify the access value. A list of valid access values can be obtained by pressing <PF1>.

**Access value not supported for index subfields.****Source:** Table Definer**Explanation:** Invalid line command. The MetaStor does not support access value on subfields of an IMS index. Only access value on the base index field is supported.**Action:** Define access value on the base IMS index field.**Accesses that were not allowed will now be displayed normally****Source:** Secure Audit Log**Explanation:** You pressed <PF4> to reset all the highlighted occurrences which indicated access failures.**Action:** No action required.**Accesses that were not allowed will now be highlighted****Source:** Secure Audit Log**Explanation:** You pressed <PF4> to highlight all those occurrences which indicated access failures.**Action:** Press <PF4> again if you want to reset all the highlighted occurrences.**ACROSS\_BY field cannot also be SORT\_BY field****Source:** Report Definer**Explanation:** SORT\_BY fields control sorting of rows. SORT\_ACROSS\_BY fields control sorting of columns. The same field cannot do both.**Action:** Enter the field as either a SORT\_BY field or a SORT\_ACROSS\_BY field.**ACROSS\_BY field exists for non-across report (MAX ACROSS = 0)****Source:** Report Definer**Explanation:** You entered a value for the SORT\_ACROSS\_BY field but the report does not repeat across.**Action:** Do one of the following:

- Enter a nonzero value in the MAX ACR field.
- Remove all SORT\_ACROSS\_BY fields.

**Action cancelled, "%" not %****Source:** Character-based Text Editor**Explanation:** The specified action is canceled at your request.**Action:** No action required.**Action cancelled; document not saved****Source:** Character-based Text Editor**Explanation:** The document was not saved at your request.**Action:** No action required.**Action may cause indefinite wait in "%"; press <%> or type "CONFIRM" to confirm****Source:** Table Editor**Explanation:** The Single Occurrence Editor when used from the Table Browser starts a separate transaction stream and therefore a separate external gateway (server) will be used to do the update. The browse transaction may have acquired shared locks in the external environment. An attempt by the second transaction to access the same record may cause, depending on the external environment, an indefinite wait on the

parent transaction lock. This is only recoverable by canceling the user session and may require external environment operations to release lock.

**Action:** If you are sure that a parent/child indefinite lock will not occur then confirm request otherwise exit the Table Browser and use the Table Editor.

### **ACTION must be one of N, C, M**

**Source:** Menu Definer

**Explanation:** The value in the ACTION field must be one of the following:

- N - EXECUTE the named rule in a new transaction.
- C - CALL the named RULE without starting a new transaction.
- M- Display the named MENU.

**Action:** Enter N, C, or M.

### **ADABAS definition extracted**

**Source:** ADABAS Extract

**Explanation:** ADABAS definition has been extracted into TIBCO Object Service Broker.

**Action:** No action required.

### **ADABAS Response code - %**

**Source:** ADABAS Extract

**Explanation:** During processing an unexpected ADABAS response code was received.

**Action:** Review the returned response code to determine the appropriate action required to fix the problem with ADABAS.

### **Added control table occurrence for % to %**

**Source:** Copy Definition

**Explanation:** You added a control table occurrence for the specified object to the specified control table. This is part of the audit trail for the COPY tool.

**Action:** No action is required.

### **ADDED user % cannot be DISCLAIMED; removed from list**

**Source:** Security

**Explanation:** You added a new subject to the list by using the ADD function. After the ADD, you selected this subject for a DISCLAIM function. Since the user has not been added to this SecAdmin as yet (i.e., not saved and committed), the DISCLAIM is unnecessary, and the addition is removed from the list.

**Action:** No action required.

### **Address of SESSMGR %**

**Source:** Interpreter

**Explanation:** This message is used by the TIBCO Object Service Broker program that produces the Information Log.

**Action:** For more information, show this message to a System Programmer.

### **All % selected instances have been UNSELECTED**

**Source:** Unload

**Explanation:** In INSTANCE SELECTION, you requested to unselect any instance that is currently selected. This is confirmation that the request has been done.

**Action:** No action is required.

**All break events removed****Source:** Debugger Utility**Explanation:** You have entered the OFF primary command. This provides feedback.**Action:** No action required.**All current data will be deleted****Source:** ADABAS Extract**Explanation:** You have requested to extract all definitions. This is to confirm that all current ADABAS extract files will be deleted.**Action:** Use <Enter> to confirm.**ALL data REPLACED in populated table because action is % %****Source:** Unload/Load**Explanation:** There was data in the table, or parameter instance, and it has been completely replaced because the action was IR.**Action:** No action required.**All fields must have a length greater than zero.****Source:** ADABAS Definer**Explanation:** All fields must have a length greater than zero.**Action:** Enter a length greater than zero.**All level % users %****Source:** Security**Explanation:** You either suspended or restored all users of the given level. This message informs you that the operation has been completed.**Action:** No action required.**All level % users have already been %****Source:** Security**Explanation:** You attempted to suspend or restore all users of the given level but all those users had already been suspended or restored.**Action:** No action required.**All relational operators must be the same****Source:** Batch Control Card**Explanation:** All the relational operators within selection criteria must be the same. For example, the selection:

```
PARM1 = 10 & PARM2 > 12
```

is invalid because it has two different relational operators: equal (=) and greater than (&gt;).

**Action:** Change the selection string so that it contains only one unique relational operator.**All rules in list printed****Source:** Print Rules**Explanation:** You pressed <PF4> to print all the rules of the list.**Action:** No action required.



**Allocation failed "%" dataset; module "%"; R15 = %, error = %, info = %**

**Source:** Session Manager

**Explanation:** Allocation of the SORT WORK data set has failed. The DDNAME of the SORT WORK data set, the module name, the return code, and the dynamic allocation error and info codes are supplied for debugging purposes.

**Action:** Call your System Administrator to check the return code in Register 15 against the appropriate vendor's manual. Correct the problem as required.

**Allocation of file "%" failed. RC="%", ERRCODE="%", INFOCODE="%"**

**Source:** Builtin Routines

**Explanation:** Allocation of the named file failed. The data set name, the return code, and the dynamic allocation error and info codes are supplied for debugging purposes.

**Action:** Call your system administrator to check the return code in register 15 against the appropriate vendor's manual. Correct the problem as required.

**Already defined "%" in this rule**

**Source:** Rule Editor

**Explanation:** The identifier has already been declared as either a parameter or a local variable for this rule. An attempt is now being made to declare this identifier a second time.

**Action:** Define a different identifier.

**An abbreviation is required for each title**

**Source:** Menu Definer

**Explanation:** Each rule must correspond to an abbreviation.

**Action:** Enter an abbreviation or remove the rule name.

**An entry cannot be explicitly included more than once**

**Source:** Security

**Explanation:** You included the same entry twice on a list. For example, the same user or group appear twice on a default or permissions list.

**Action:** Remove or change the duplicate entry.

**An entry is required**

**Source:** Session Manager

**Explanation:** You chose a menu item that cannot be used without making an entry.

**Action:** Type an appropriate entry for the menu item.

**An entry level rule to execute has previously been selected**

**Source:** Promotion

**Explanation:** You chose to continue a request and selected a rule to execute when another rule was previously selected to execute for promotion. The first rule has to be marked as entry-level, so the one being submitted now cannot be entry-level. The previously submitted one must call the current one.

**Action:** Do not mark the current rule as entry-level. If the previous rule does not call the current one, roll back the change, fix the rule to execute, and resubmit.

**An identifier cannot begin with "%"****Source:** Rule Editor**Explanation:** An identifier begins with an invalid character.**Action:** Check the Processing manual for characters which are valid in identifiers.**An object of type "%" cannot have a parent of type "%"****Source:** Copy Definition**Explanation:** Certain object types can have certain parent types, i.e., an object of type RULE can have a parent of type LIBRARY but not of type RULE.**Action:** Enter the correct parent type.**An object of type "rule" must have a "library" attribute****Source:** Copy Definition**Explanation:** The library attribute for a rule must be specified.**Action:** Enter the library name for the rule.**APPEND CNTL conflict; choose action:****Source:** Report Definer**Explanation:** An APPEND request has been issued to copy fields with existing control information into a report table that also has control information.**Action:** Choose one of the following actions by pressing the indicated PF key:

- COPY/CNTL - copy all indicated fields with CONTROL information. Append new control information after any existing control information.
- COPY/NOCNTL - copy all indicated fields, but do not copy any new control information.

- CANCEL APPEND.

**APPEND overlap; choose action:****Source:** Report Definer**Explanation:** Fields to be copied will overlap existing fields.**Action:** Choose one of the following actions by pressing the indicated PF key:

- COPY/ALL - copy all fields as non-display (row 0, column 0).
- COPY/NO OVERLAP - copy all fields that do not overlap.
- CANCEL APPEND.

**APPENDAGE field is not yet supported****Source:** Table Definer**Explanation:** The Appendage field is not yet supported; the source indicator A is not allowed. You can enter S to indicate a source field or a D to indicate a derived field.**Action:** Remove the A from the SRC field.**Applied % rules****Source:** Promotion**Explanation:** This message gives the number of rules applied to another system.**Action:** No action required.**APPLYING NEW RULES AND DELETING OBJECTS****Source:** Promotion**Explanation:** This message appears during Phase 3 to confirm that the promotions are being applied.**Action:** No action required.

**Archive of AUDITLOG( % ) by % into file % denied****Source:** Audit Log Message**Explanation:** The user was denied access to purge and archive the audit log data of the specified date.**Action:** The user can check with Security Administrator to get access to the facility.**Archive of AUDITLOG( % ) by % into file %****Source:** Audit Log Message**Explanation:** The audit log of the specified date was unloaded to the specified file by the indicated user.**Action:** No action required.**Arg% is null so the following arguments must also be null****Source:** DEFINE\_OBJLIST Tool**Explanation:** You did not assign a value to the indicated argument; therefore all subsequent arguments should not be assigned values.**Action:** Either specify a value for the indicated argument or remove all the values assigned to subsequent arguments.**Argument "%" for "%" cannot have syntax "%"****Source:** Builtin Routines**Explanation:** The named argument does not satisfy the syntax requirements.**Action:** Ensure that the value used for the named argument has a valid syntax.**Argument "%" for "%" has length "#", it has been truncated to fit length "#"****Source:** Builtin Routines**Explanation:** The specified character string argument was passed to a tool that limits the length of the string. Since the argument exceeded the length, the excess characters were ignored.**Action:** No action required, but you may want to shorten the argument.**Argument "%" for "%" has length "#", it will not fit within length "#"****Source:** Builtin Routines**Explanation:** This message applies to one of the following:

- Argument TEXT of routine \$PRINTLINE cannot have a length that exceeds the print width.
- Argument STRING of routine \$PRINTFIELD cannot have a length that exceeds the argument LENGTH of routine \$PRINTFIELD.
- Argument SECTION\_NAME of \$TOCPUT cannot have a length that exceeds the print width less four.

**Action:** Adjust the arguments.**Argument "%" for "%" has value "#"; it must be < "#"****Source:** Builtin Routines**Explanation:** Argument SPACING of \$TOCPUT must be smaller than the page length.**Action:** Supply a valid argument.

**Argument "%" for "%" has value "#"; it must be <= "#"**

**Source:** Builtin Routines

**Explanation:** This message applies to one of the following:

- Argument WIDTH of \$RESETPRINT cannot exceed 256.
- Argument WIDTH of \$SETPRINT cannot exceed 256.
- Argument POS of \$PRINTFIELD cannot exceed the page width.

**Action:** Supply a valid argument.

**Argument "%" for "%" has value "#"; it must be non-negative**

**Source:** Builtin Routines

**Explanation:** This message applies to one of the following:

- Argument P# of \$RESETPRINT
- Argument P# of \$SETPRINT
- Argument COUNT of \$SKIPLINE
- Argument LENGTH of \$PRINTFIELD

The values given to these arguments must be non-negative.

**Action:** Supply a valid argument.

**Argument "%" for "%" has value "#"; it must be strictly positive**

**Source:** Builtin Routines

**Explanation:** This message applies to one of the following:

- Argument POS of \$PRINTFIELD
- Argument LENGTH of \$RESETPRINT
- Argument WIDTH of \$RESETPRINT
- Argument LENGTH of \$SETPRINT
- Argument WIDTH of \$SETPRINT

- Argument SPACING of \$TOCPUT.

The values given to these arguments must be positive.

**Action:** Supply a valid argument.

**Argument "%" for "%" has value "#"; its absolute value is not between 1 and 2 \*\* 31 - 1 inclusive**

**Source:** Builtin Routines

**Explanation:** The argument passed to a tool such as RANDOM or RANDOMSEED does not fall within the valid range.

**Action:** Correct the argument value.

**Argument # of % routine "%" is null**

**Source:** Interpreter

**Explanation:** You used a null value for a numeric argument to a tool.

**Action:** Provide a non-null value for the argument of the routine.

**Argument % for "%" does not match PIC string**

**Source:** Builtin Routines

**Explanation:** The input character string specified in the TIBCO Object Service Broker DATE tool is not compatible with the given date format (SPIC string). As a result, the tool did not have the correct or enough information to return the requested date result.

**Action:** Refer to the Shareable Tools manual for all the valid SPIC string values.

**Argument % for "%" is not a character string**

**Source:** Builtin Routines

**Explanation:** The indicated tool requires a character string for the indicated argument.

**Action:** Correct the argument.

**Argument % for "%" is not a type "DATE" variable****Source:** Builtin Routines**Explanation:** The indicated tool requires the indicated argument be a type DATE variable.**Action:** Check the semantic type of the offending argument and make sure it is a type DATE variable.**Argument % for "%" is not a valid PIC string****Source:** Builtin Routines**Explanation:** The indicated tool detects an invalid date format (\$PIC string).**Action:** Consult the Shareable Tools manual for a description of the tool and valid \$PIC string formats.**Argument % for "%" is not a valid type****Source:** Builtin Routines**Explanation:** The indicated tool detected that the indicated argument does not have the required semantic type.**Action:** Refer to the Shareable Tools manual for the required semantic type of the argument or arguments for the indicated tool.**Argument ACTION of the routine % must equal FIRST before it equals NEXT****Source:** Builtin Routines**Explanation:** Internal error.**Action:** Contact TIBCO Support.**Argument for "GETCHAR" has an invalid syntax****Source:** Interpreter**Explanation:** The argument value for STRING for GETCHAR must be a local variable, or a field of a table with a syntax of C, UN, V, or W.**Action:** Verify the syntax of the argument that you pass to GETCHAR is supported.**Arithmetic overflow %****Source:** Interpreter**Explanation:** The result of an operation exceeds some predefined maximum.**Action:** Verify the expression to ensure that the maximum possible value does not exceed the predefined maximum.**Assignment-by-name of table "%" to table "%" failed; % for field "%"****Source:** Interpreter**Explanation:** An assignment-by-name statement can require conversion.**Action:** Read the messages that follow to determine which exception was raised.**Assignment-by-name of table "%" to table "%" failed; source field "%" is undefined****Source:** Interpreter**Explanation:** A table name appears on the right side of an assignment-by-name statement, but the fields that are used in the assignment have not been assigned values.**Action:** Verify that all the fields involved in the assignment have values.

**At %****Source:** Table Editor**Explanation:** Scrolling has reached the maximum to one of the following points:

- TOP
- BOTTOM
- LEFT
- RIGHT

**Action:** No action required.**At least one of % or % must be a primary key****Source:** Print Table**Explanation:** When a table is added to a join, at least one of the fields named for that addition must be a primary key.**Action:** Change the table appropriately.**AT LEFT MARGIN****Source:** Report Definer**Explanation:** You are already at the left edge of the screen.**Action:** Scroll right.**At most one data set parameter (no reference table) is allowed****Source:** Table Definer**Explanation:** A parameter without a reference table is treated as a data set parameter. You specified more than one data set parameter.**Action:** Reduce the number of data set parameters to one.**AT RIGHT MARGIN****Source:** Report Definer**Explanation:** The scroll right operation has been requested and the right margin has already been reached.**Action:** No more scroll right operations can be performed until a scroll left is performed.**At rule "%" : %=%****Source:** Interpreter**Explanation:** Internal error. The message log contains a more detailed error message.**Action:** Do the following:

1. Press <PF2> and print the log.
2. Contact TIBCO Support with the log and a description of the actions performed before the message was displayed.

**At rule "%" : %='%'****Source:** Interpreter**Explanation:** Internal error. The message log contains a more detailed error message.**Action:** Do the following:

1. Press <PF2> and print the log.
2. Contact TIBCO Support with the log and a description of the actions performed before the message was displayed.

**Attempt a second change FROM %; this change is cancelled****Source:** CHANGERULE tool**Explanation:** You have specified the same change twice. Only the first change has effect.**Action:** No action needed. The first change will have been carried out.

**ATTEMPT TO COPY REJECTED, DISPLAYED DATA IS CURRENTLY NOT SAVED****Source:** S6BTLADM-Resource Management**Explanation:** You attempted to copy the schedule that has not yet been saved to the Resource Repository.**Action:** Save the current schedule before attempting to copy it to a different name.**Attempt to delete ESDS record for table "%" of VSAM % "%"****Source:** TAM**Explanation:** You requested a DELETE operation for the indicated table but deletion is not allowed because the associated data set is of access type ESDS. The variables, from left to right, are as follows:

1. The name of the table
2. Either "file" or "DDNAME"
3. The name of the file or the DDNAME

**Action:** You can perform a logical delete on an ESDS data set by replacing the record with a dummy record.**Attempt to insert duplicate key to table "%"****Source:** TAM**Explanation:** The user is inserting a new occurrence with a primary key value that already exists in another occurrence of the table.**Action:** Change the primary key value of the new inserted occurrence, or add an ACCESSFAIL exception handler.**Attempt to set number of print copies failed, value must be between 1 and 255****Source:** Builtin Routines**Explanation:** One of the following occurred:

- The argument PRINT\_COPIES of the \$BATCHOPT tool does not fall within a valid range.
- An internal error.

**Action:** If the error was caused by the \$BATCHOPT tool, supply a valid argument. If not, contact TIBCO Support.**ATTEMPTED TO CHANGE JOURNALLING ACTIVITY WHEN THE SEGMENT WAS NOT OFFLINE****Source:** S6BTLADM - SEGMENT/DASD**Explanation:** In order to change the journaling for a segment that segment must first be taken offline.**Action:** First take the segment offline. When the segment is offline then change the journaling. When the journaling change is complete then bring the segment online again.**ATTEMPTED TO CHANGE SEGMENT MODE WHEN THE SEGMENT WAS NOT OFFLINE****Source:** S6BTLADM - SEGMENT/DASD**Explanation:** In order to change the processing mode of the segment the segment must first be taken offline.**Action:** Take the desired segment offline. When the segment is offline then request the desired mode change. When the mode change is complete then bring the segment online again.

**ATTEMPTED TO CHANGE SEGMENT STATUS WHEN THE SEGMENT IS QUIESCING****Source:** S6BTLADM - SEGMENT/DASD**Explanation:** The segment is in the process of being taken offline.**Action:** Wait for the segment to completely shut down before attempting to invoke further changes.**Attempting to assign a value with invalid type and/or syntax to a field of a table: "%.%"****Source:** Interpreter**Explanation:** Internal error. The message log contains a more detailed error message.**Action:** Do the following:

1. Press <PF2> and print the log.
2. Contact TIBCO Support with the log and a description of the actions performed before the message was displayed.

**Attempting to assign invalid data to a field of a table: "%.%"****Source:** Interpreter**Explanation:** The source data in an assignment to a field of a table cannot be converted to the target semantic type and syntax combination.**Action:** Check the field definition, its use, and the source data.**Attempting to assign invalid data to field % of table %****Source:** Debugger Utility**Explanation:** You have tried to assign (using SET) a value to a field of a table. This has failed; probably the source value cannot be converted to fit the type, syntax of the field.**Action:** Verify the spelling of the table, field combination to be assigned. Verify that the value is suitable.**Attempting to divide by zero****Source:** Interpreter**Explanation:** You tried to divide by zero.**Action:** Avoid dividing by zero or create a handler for the ZERODIVIDE exception.**Attempting to generate code for the "%" instruction****Source:** Rule Editor**Explanation:** Internal translator error.

The message log will contain a more detailed error message.

**Action:** Do the following:

1. Press <PF2> and print the log.
2. Contact TIBCO Support with the log and a description of what actions were being performed when this message was generated.



**Attempting to nest FORALLs on table "%"****Source:** Interpreter**Explanation:** Although you are allowed to nest FORALL statements, each FORALL must be for a different table or a different table instance of a parameterized table.**Action:** Redesign the application so that the nested FORALLs are not being used against the same table, or in the case of a parameterized table, against the same table instance.**Attempting to purge Auditlog from % to % archive: %****Source:** Secure Audit Log**Explanation:** This message informs you that the audit log contents for the specified date range are about to be archived to the specified file.**Action:** No action required.**Attribute ";" in call to "\$SETRPTATTRIBUTE" has invalid data ";" value****Source:** Report Server**Explanation:** The value specified for the named attribute type of the \$SETRPTATTRIBUTE tool is not a number or an empty string.**Action:** Verify that the correct value was passed for the input argument.**Attribute "EJECT" in \$SETRPTATTRIBUTE must have "Y" or "N" as the data value parameter****Source:** Report Server**Explanation:** The attribute EJECT will only accept Y or N as valid values.**Action:** Change parameter 3 in \$SETRPTATTRIBUTE to Y (Yes) or N (No).**Attribute "IMMEDIATE" in \$SETRPTATTRIBUTE requires a "Y" as the data value parameter****Source:** Report Server**Explanation:** The third parameter (value) for attribute IMMEDIATE must be Y.**Action:** Change the third parameter value to Y.**Audit log can only be purged on single user execution environment****Source:** Builtin Routines**Explanation:** You logged on to TIBCO Object Service Broker through a multiple-session Execution Environment (e.g., CICS) and attempted to purge the audit log. Purging the TIBCO Object Service Broker audit log through a multiple-session Execution Environment is disallowed.**Action:** Log on to TIBCO Object Service Broker through a single-session Execution Environment and try the purge again.**Audit log can only be purged on system using XMS****Source:** Builtin Routines**Explanation:** You logged on to an TIBCO Object Service Broker system through an Execution Environment that did not use Cross Memory Services to communicate to the Data Object Broker. Purging the audit log from this Execution Environment was disallowed.**Action:** Log on to the TIBCO Object Service Broker system through an Execution Environment that uses Cross Memory Services to communicate to the Data Object Broker. Then try the purge again.

**Audit log of current date "%" cannot be purged****Source:** Builtin Routines**Explanation:** You attempted to purge today's audit log and this was not allowed.**Action:** No action required.**Audit log of date "%" is empty****Source:** Builtin Routines**Explanation:** You attempted to purge the specified day's audit log which was empty.**Action:** No action required.**Auditlog archived for dates: %-%****Source:** Secure Audit Log**Explanation:** This message informs you that the audit log contents of the specified date range have been archived successfully.**Action:** No action required.**Autoprompting on NON-REFERENCE field****Source:** Screen Server**Explanation:** A screen field has SCREENFIELDS.AUTOPROMPT = Y but FIELDS.REFERENCE = null.**Action:** Either set AUTOPROMPT = N or specify the name of a reference table as FIELDS.REFERENCE.**Available line commands: I(Insert) D(delete) M(move) R(repeat)****Source:** Report Definer**Explanation:** Available line commands are I, D, M, and R. A line command other than these was entered.**Action:** Correct the line command to one of the available values, or remove it.**Available rights list is too large; Narrow down your search****Source:** Promotion**Explanation:** The selection specification (if any) has yielded too large a list to be managed.**Action:** Use the template provided to further narrow down your search so that a smaller list can be generated.

## Messages beginning with: B

---

### Back out request % cancelled

**Source:** Promotion

**Explanation:** You canceled a request to back out a promotion.

**Action:** No action required.

### Backed up %

**Source:** Promotion

**Explanation:** The specified number of objects were backed up before the change was applied to the system.

**Action:** No action required.

### Backed up all information for % tables

**Source:** Promotion

**Explanation:** The Promotion utility has backed up both definition and data of the specified number of tables so as to allow subsequent backout of the change.

**Action:** No action required.

### Backed up data only for % tables or table instances

**Source:** Promotion

**Explanation:** The Promotion utility has backed up the specified number of tables or table instances so as to allow subsequent backout of the change.

**Action:** No action required.

### BACKING UP OLD OBJECTS

**Source:** Promotion

**Explanation:** The Promotion tool backs up old objects before deleting them so that they can be restored if the promotion is backed out.

**Action:** No action required.

### Backout canceled

**Source:** Promotion

**Explanation:** You canceled the backout process. The status of the change request did not change.

**Action:** No action required.

### Backup file contains % page files - segment '%' contains % page files

**Source:** Offline Utilities

**Explanation:** The backup file contains a different number of page files than the segment.

**Action:** Correct the ACBS parameter of the DBDEF for the segment and/or ensure that all files for the segment have been correctly defined and initialized.

### Backup file contains too many pages for segment '%'

**Source:** Offline Utilities

**Explanation:** The backup file has more pages than the segment is capable of handling.

**Action:** Run a verify (-v) on the backup file to determine the number of pages in the segment. Reformat the segment to allow for the number of pages in the backup file.

**Backup source file is larger than target****Source:** Offline Utilities**Explanation:** The target of a restore operation is not large enough to contain all of the pages in the backup set. The utility is terminated.**Action:** Redefine the target segment with enough space to contain the backup set and rerun the utility.**Bad value length in parameter string****Source:** Interpreter**Explanation:** Internal error. The message log contains a more detailed error message.**Action:** Do the following:

1. Press <PF2> and print the log.
2. Contact TIBCO Support with the log and a description of the actions performed before the message was displayed.

**Bad value length in selection string****Source:** Interpreter**Explanation:** Internal error. The message log contains a more detailed error message.**Action:** Do the following:

1. Press <PF2> and print the log.
2. Contact TIBCO Support with the log and a description of the actions performed before the message was displayed.

**BASE SEGMENT (0) CANNOT BE MODIFIED ONLINE****Source:** S6BTLADM - SEGMENT/DASD**Explanation:** You have requested modifications to the base segment (0). This segment contains the MetaStor and cannot be modified while the Data Object Broker is running.**Action:** To make changes to the base segment refer to the appropriate documents. Recycle the Data Object Broker to invoke those changes.**Batch connections are not accepted at this time****Source:** External Gateway Logon**Explanation:** The Data Object Broker is not available for batch at this time.**Action:** Resubmit the session when the environment is ready.**Batch job submitted for: % time: % to generate Static SQL****Source:** Static SQL for DB2 Gateway**Explanation:** A batch job has been submitted to generate the requested Static SQL.**Action:** No action required.**Batch request not found on queue %; key = %****Source:** Batch Submission Tool**Explanation:** A batch request was not found on the indicated queue as expected.**Action:** Contact TIBCO Support.

**Batch request saved****Source:** Batch Submission Tool**Explanation:** Batch request information was saved.**Action:** No action required.**Begin to print definition for object "%" type "%"****Source:** Print Definition**Explanation:** You are trying to print an object and an object, which is defined by the object you specified, is now printing.**Action:** No action required.**Binary field decimal not allowed (must be 0)****Source:** Screen Definer**Explanation:** You have defined a field to have a SYN of B but also defined it to have decimal places. This definition is not valid.**Action:** Change the SYN to a syntax which allows for decimal places, or change the field definition to have 0 decimal places.**Binary field length must be less than 12****Source:** Screen Definer**Explanation:** You have defined a field to have a SYN of binary but given it a LEN greater than 12.**Action:** Enter a valid value no greater than 12 to LEN, or change the syntax.**Binding failed: Press <PF2> for more information****Source:** Screen Definer**Explanation:** Your request to bind the indicated screen failed.**Action:** If the failure was due to locking, try again later. If the failure was due to security, contact your Security Administrator.**Blank commands are not allowed****Source:** DEFINE\_OBJLIST Tool**Explanation:** You did not specify any letters to use to invoke the command.**Action:** Specify a letter to denote the command.**Both DBID and FILE NO. must be entered****Source:** ADABAS Definer**Explanation:** Required field DBID and/or FILE number are missing.**Action:** Specify ADABAS Database ID and FILE number.**Both from and to tokens are %; no change necessary****Source:** CHANGERULE tool**Explanation:** You have entered the same thing in both the FROM and TO columns.**Action:** Enter the token you wish to have changed in the FROM column and the token you want to replace it in the TO column.

**Both LAST ROW and LAST COL must be '0'****Source:** Screen Definer**Explanation:** This message indicates that one of LAST COL or LAST ROW is "0" or empty but the other is not. "0", or empty, is the default value for these fields. If you modified one of these fields, you should also modify the other to have them properly specified.**Action:** Set both fields to be "0" or empty, or set them to some specified values based on your requirements.**Both REFERENCE and SOURCENAME must be either null or non-null****Source:** Table Definer**Explanation:** Invalid REFERENCE and/or SOURCENAME values. For MEM table type, the fields REFERENCE and SOURCENAME are used together optionally to provide chaining. They should both be specified or else left blank.**Action:** Specify valid MetaStor names for both REFERENCE and SOURCENAME, or leave both fields as blanks.**Both the field name & the screen table name must be specified****Source:** Screen Definer**Explanation:** You have entered either a field name, or a screen table name, to the SCROLL FIELD ENTRY or DEFAULT CURSOR POSITION specification.

If you are going to use these specifications you must enter both a field name and a screen table name.

**Action:** Enter both a field name and a screen table name.**Bottom of Window****Source:** General**Explanation:** You pressed <PF8> until you reached the bottom of the displayable information. No more information exists below the screen you are viewing.**Action:** No action required.**Break event established at %****Source:** Debugger Utility**Explanation:** You have specified a break event using either the primary command area or the break event control area. This provides feedback.**Action:** No action required.**Break event information for "%" cannot be restored.****Source:** Debugger Utility**Explanation:** The Debugger uses a child transaction to restore break event information. This failed. Possible cause: Attempting to nest too many transactions**Action:** Verify that your application is not nesting transactions too deeply.**Break event information saved for "%"****Source:** Debugger Utility**Explanation:** You have used <PF4> to save the current Break event information. This provides feedback.**Action:** No action required.

**Break event removed at %****Source:** Debugger Utility**Explanation:** You have used the OFF primary command (or <PF22>) to remove a specific break event. This provides feedback.**Action:** No action required.**Break number # is missing in the report fields of controlling report table "%"****Source:** Report Server**Explanation:** The Report Server detected an internal error regarding breaks without controlling break tables.**Action:** Contact TIBCO Support.**Browse & Search may NOT be specified when Action="C"****Source:** Security**Explanation:** In the User Profile, you specified the startup rule to run. Since you specified C (CALL) as the method for initiating the rule, you cannot specify the Browse and Search Path. These parameters are inherited from the parent transaction Session Manager (if there is a session menu), or from the logon transaction (if there is no session menu).**Action:** If the Browse and Search attributes must be different from those used by the Session Manager (i.e., Y and S respectively), specify E (EXECUTE) or T (TRANSFERCALL) in the ACTION field. If you specify E, the rule is a child transaction. If you specify T, the Session Manager TRANSFERCALLs to the startup rule.

NOTE: if you specify T, the session ends after the startup rule has run because the Session Manager has ended, transferring control to the rule. This kind of functionality is better achieved by NOT using a Session Menu, but simply specifying the rule to run

at logon, the Browse mode, and the Search Path.

**Browse mode must be "Y" or "N"****Source:** Batch Submission Tool**Explanation:** The browse mode flag can be either Y or N. N means that the mode is update.**Action:** Specify a Y or N value.**BROWSE must be Y or N****Source:** DEFINE\_OBJLIST Tool**Explanation:** You did not specify a value for the BROWSE field.**Action:** Specify a value (Y or N) for the BROWSE field.**BROWSE must be Y or N****Source:** Menu Definer**Explanation:** When ACTION is N, the BROWSE field requires a value to determine the mode in which the rule executes. The choices are:

- Y - Execute in browse mode.
- N - Execute in update mode.

**Action:** Enter Y or N in the BROWSE field.**Buffer conversion error for subview "%"****Source:** TAM**Explanation:** The attributes defined for the source field cannot be converted to the attributes defined for the subview field.**Action:** Match the definition of the attributes of the subview field with the attributes defined for the source field.

**Buffer position argument beyond end of buffer  
- position=#,buflen=#****Source:** Interpreter**Explanation:** Internal error. The message log contains a more detailed error message.**Action:** Do the following:

1. Press <PF2> and print the log.
2. Contact TIBCO Support with the log and a description of the actions performed before the message was displayed.

**Buffer position argument is less than 1 -  
position=#****Source:** Interpreter**Explanation:** Internal error. The message log contains a more detailed error message.**Action:** Do the following:

1. Press <PF2> and print the log.
2. Contact TIBCO Support with the log and a description of the actions performed before the message was displayed.

**Buffer provided to Catalog Search Interface was  
too small****Source:** Builtin Routines**Explanation:** The buffer is provided by the SLISTDSN built-in routine to the Catalog Search Interface (CSI). It is large enough for 120 Generation Data Sets (GDS) in a given Generation Data Group (GDG). A GDG with all of its associated GDS is seen by CSI as one record.**Action:** Change the filter key to reduce the number of GDGs to no more than 120.**BUFFER STATISTICS RETRIEVAL ERROR****Source:** S6BTLADM - BUFFER POOL**Explanation:** When attempting to retrieve the data to build the buffer statistics screen an error was detected.**Action:** Review the job logs for possible additional messages to identify the cause of the problem. Retry the request. If the problem persists contact TIBCO Support.



## Messages beginning with: C

---

### CA-Datcom Name has changed: other attributes refreshed

**Source:** CA-Datcom Table Definer

**Explanation:** You changed the name of the CA-Datcom table on which you want to define the TIBCO Object Service Broker DAT Table Definition. The attributes of the CA-Datcom table now referred to have been filled in, replacing what was previously there.

**Action:** No action is required.

### Calculate offset from field %, offset %

**Source:** Table Definer

**Explanation:** This message provides detailed information on the start field and offset to begin offset calculation.

**Action:** Review the start field and offset values. Confirm offset calculation if values are correct. Otherwise do not confirm.

### Call to "%" must be preceded by a call to SRESETPRINT OR SSETPRINT

**Source:** Builtin Routines

**Explanation:** In a transaction, neither SRESETPRINT nor SSETPRINT was called, but one of the following tools was invoked:

- \$BLANKPAGE
- \$NEWPAGE
- \$PRINTFIELD
- \$PRINTLINE
- \$PUTLINE
- \$SETP#POS
- \$SETTITLE

- \$SKIPLINE
- TOCPRINT
- TOCPUT.

**Action:** Issue the appropriate call to SRESETPRINT or SSETPRINT before invoking the specified tool.

### Can only COPY/APPEND valid <TABLE>,<TABLE>.<FLD>, or <TABLE>.\*

**Source:** Report Definer

**Explanation:** A COPY or APPEND command was issued with an invalid table or field specification.

**Action:** Correct the table or field name.

### Can only specify parameters on a table

**Source:** Object Set Definer

**Explanation:** You must place your cursor on the table for which you wish to specify parameters before pressing <PF6>.

**Action:** Place your cursor on the table for which you wish to specify parameters, then press <PF6>.

### CANCEL USER REQUEST HAS BEEN ISSUED

**Source:** S6BTLADM - USER ACTIVITY

**Explanation:** Notification that the cancel user request has been issued.

**Action:** No action required.

**CANCEL USER REQUEST NOT CONFIRMED, REQUEST IGNORED****Source:** S6BTLADM - USER ACTIVITY**Explanation:** The previous cancel user function you requested was not confirmed; the request has been abandoned.**Action:** No action required.**Cancelled %****Source:** Print Rules**Explanation:** You pressed <PF12> to cancel out of the parameter prompt.**Action:** No action required.**CANCELLED change to EXTENSION information****Source:** General Table Definer**Explanation:** You were in the screen used to specify extension information for the MetaStor table you are defining. You requested to cancel any changes you had made while in this screen.**Action:** To determine what extension information will be saved should you save this table definition, request to view the EXTENSION screen again.**CANCELLED changes to CORE information****Source:** General Table Definer**Explanation:** You were specifying core information for the MetaStor table you are defining. You requested to cancel the changes you had made in the screen.**Action:** To determine what core information will be saved you should save this table definition and request to view the core information again.**CANCELLED changes to definition of IDM table "%"****Source:** Table Definer**Explanation:** The table definition modifications have been canceled.**Action:** No action required.**CANCELLED changes to definition of library "%"****Source:** Define Library**Explanation:** You canceled your changes to the library definition.**Action:** No action required.**CANCELLED changes to EXTENSION information****Source:** CA-Datacom Table Definer**Explanation:** You requested to cancel any changes you made in the EXTENSIONS context of this DAT Table Definition.**Action:** To determine what EXTENSIONS information will be saved should you save this Table Definition, go back to the EXTENSIONS context to view what will be saved.**CANCELLED changes to Menu Definition "%"****Source:** Menu Definer**Explanation:** You requested to cancel any changes you had made to the Menu Definition you were viewing/updating.**Action:** No action required.

**CANCELLED request to UNLOAD****Source:** Unload**Explanation:** You have canceled your request to UNLOAD object definitions and data.**Action:** No action is required.**Cannot %; promotion rights held by % - requested by %****Source:** Table Definer**Explanation:** The indicated action is not allowed because the promotion rights of the current table definition are held in the indicated library by the indicated user.**Action:** Contact the indicated user if you need to do the action.**Cannot % % "%"; rights held by "%", requestor "%"****Source:** Report Definer**Explanation:** The promotion rights are not available to allow you to do the requested operation.**Action:** If you need to do the requested operation, contact the person with the promotion rights.**Cannot % an occurrence in the Browser****Source:** Table Editor**Explanation:** You entered either D (delete) or R (replicate) as a line command in the Table Browser, and these commands are not allowed.**Action:** If you want to delete or replicate an occurrence, use the line command S for the Single Occurrence Editor (SOE), or use the Table Editor. In the SOE, use the DELETE command or <PF22> to delete the occurrence, or modify the primary key and press <PF3> to replicate the occurrence.**Cannot % rights; rights held by %, requested by %****Source:** Promotion**Explanation:** Cannot OBTAIN, RELEASE, or TRANSFER rights on an object because the rights are held by % (a library, object, user, or SYSTEM, depending on what object is being held), and requested by % (the user who originally requested the rights).**Action:** Have the requestor of the rights release them.**Cannot % rights; rule % does not exist in library %****Source:** Promotion**Explanation:** If you are transferring rights on a rule from one library to another, the rule must exist in the destination library.**Action:** Copy the rule to the destination library and then transfer the rights.**Cannot % rights on object %; rights are not held****Source:** Promotion**Explanation:** You attempted to RELEASE rights on an object when the rights are not held.**Action:** No action required.**Cannot % rights to "%"; not a valid borrower****Source:** Promotion**Explanation:** You attempted to transfer rights to a userid that either does not exist, or exists but is not a borrower.**Action:** Do one of the following:

- Choose another userid
- Modify the userid to be a borrower
- Create the userid to which you want to transfer rights, and then transfer the rights.

**Cannot % rights to library "%"; library does not exist****Source:** Promotion**Explanation:** You attempted to transfer rights to a non-existent library.**Action:** Do one of the following:

- Choose another library
- Define the library to which you want to transfer rights, and then transfer the rights.

**Cannot access VSAM table "%" with reference table "%"****Source:** TAM**Explanation:** The VSAM table is an IDgen table which indicates that it is a child table. The parent VSAM table is indicated by PARM.SREFERENCE but either this was not specified, or else the parent table cannot be accessed.**Action:** Either set IDgen=N if this is not a child table, or set the first table parameter's PARM.SREFERENCE to the table name of the parent.**Cannot add - a report field is already defined at this row/col****Source:** Report Definer**Explanation:** An attempt was made to add a new field at a row or column that is already occupied by a report field.**Action:** Before requesting the ADD field operation again, reposition the cursor to a row and column that is not occupied by a report field.**Cannot ADD a field; maximum number of fields are defined****Source:** Screen Definer**Explanation:** In the Screen Table Painter, you tried to add a field. However, the maximum number of fields already exist in the screen table definition.**Action:** You can delete an existing field and add the new one.**Cannot add any more conditions****Source:** Rule Editor**Explanation:** You have reached the maximum number of conditions allowed in a rule.**Action:** Try to separate the single rule into two or more rules.**Cannot ADD FIELD at column 0; cursor repositioned to column 1****Source:** Screen Definer**Explanation:** You have pressed <PF19> to load and requested a line-by-line load of a table of type SCR. A table of this type is loaded as defined, not line-by-line.**Action:** No action required.**Cannot add field at row % and col %, max of % fields reached****Source:** Screen and Report Painters**Explanation:** Cannot add the field as the maximum number of fields allowed has been reached.**Action:** You can delete an existing field and add the new one.

**Cannot ADD user %; user has higher clearance than SecAdmin %****Source:** Security**Explanation:** A level-7 security administrator tried to add an existing user as a subject of another security administrator by updating that security administrator's profile. The new subject however, has a higher clearance than the security administrator whose profile is being updated.**Action:** If the new subject must be administered by the indicated SecAdmin, do one of the following:

- Reduce the clearance of the new subject to be the same as or lower than the security administrator's
- Increase the clearance of the SecAdmin whose profile is being updated

If the new subject must simply be reassigned, go to the SecAdmin profile of the user who currently administers that subject and disclaim the subject to any other SecAdmin who has a high enough clearance. You can even assign the subject to yourself, either from your SecAdmin profile, or from the profile of the subject's current SecAdmin.

**Cannot apply function "%" to nonnumeric field "%"****Source:** Report Generator**Explanation:** You cannot apply the specified function to the specified nonnumeric field.**Action:** Change the function or field, or remove the pair by blanking out the field name.**Cannot apply function to across field "%"****Source:** Report Generator**Explanation:** You cannot apply a function to the indicated field because it is an across-by field.**Action:** Remove the indicated field from the summary/break section.**Cannot apply function to break field "%" in this break****Source:** Report Generator**Explanation:** You cannot apply a function to the indicated break field because its value does not change within the break.**Action:** Remove the indicated field from that break section.**Cannot apply function to sort field "%" in SUMMARY PRINT****Source:** Report Generator**Explanation:** You cannot apply a function to the indicated field in the SUMMARY PRINT section because it is a SORT BY field and a SORT BY field is also used as a SUMMARY BY field in a summary report.**Action:** Remove the indicated field from the SUMMARY PRINT section.**Cannot back out; no backup for table "%"****Source:** Promotion**Explanation:** You cannot back out the change because the specified table was not backed up when the change was previously applied to the system.**Action:** You have to prepare another change request to undo the change.

**Cannot back out; no occurrences were backed up for table "%"****Source:** Promotion**Explanation:** The occurrences cannot be restored for the specified table.**Action:** Contact TIBCO Support.**Cannot back out; no PRM table for "%"****Source:** Promotion**Explanation:** A back out request requires a PRM table for a parameterized table to be restored.**Action:** Create a PRM table for the specified table.**Cannot backout change on remote location****Source:** Promotion**Explanation:** You can only backout a change that has been applied to your local node.**Action:** Log on to the target node and backout the change.**Cannot backup table "%", you must turn off backup option****Source:** Promotion**Explanation:** The Promotion Utility is not able to take a backup of the specified table.**Action:** Change the value of the backup parameter for this table to N.**Cannot be used as a Group name; "%" is a userid****Source:** Security**Explanation:** You requested the creation of a group that has the same name as an existing user.**Action:** Select a different group name because users and groups cannot share a name.**Cannot be used as a userid; "%" is a GROUP****Source:** Security**Explanation:** You are trying to create a new userid which has the same name as an existing group; users and groups cannot share names.**Action:** Select a different userid for the new user.**Cannot bind data for % tables****Source:** Table Editor**Explanation:** You attempted to bind the data of a non-TDS table.**Action:** Do not attempt to bind the data in this or other non-TDS tables.**Cannot bind definition for a table of type %****Source:** Table Editor**Explanation:** You attempted to bind the definition of a table type which cannot be bound.**Action:** Do no attempt to bind tables of this type.**Cannot change name; "%" already exists****Source:** Table Definer**Explanation:** The indicated table name already exists in the MetaStor. You cannot change the table name to an existing table name.**Action:** No action required.**Cannot change name; "%" already exists****Source:** Table Definer**Explanation:** You typed over the existing name in the TABLE NAME field, but the new name is already used for another table definition.**Action:** Change the name to something else.

**Cannot change name; % already exists****Source:** Table Definer**Explanation:** You changed the current table name to the name of another existing table.**Action:** No action required.**Cannot change name; %****Source:** Table Definer**Explanation:** You cannot change the table name for the indicated reason.**Action:** No action required.**Cannot change name to %; that filter is owned by %****Source:** Secure Audit Log**Explanation:** You attempted to save a new filter definition but the name that you specified was already used by another user.**Action:** Change the name of the filter and try again.**Cannot change name to existing table "%"; use "%" or NEW name****Source:** General Table Definer**Explanation:** You have requested to define a table using the generic Table Definer. You then changed the name to the name of another existing table.**Action:** You must change the name back to the one you started with, or use a name which does not exist as a table.**Cannot change NLS bit for system tables****Source:** Table Editor**Explanation:** You cannot change the setting of the NLS bit for system defined tables.**Action:** No action is required.**Cannot change Screen name to "%"; Screen already exists****Source:** Screen Definer**Explanation:** In the Screen Table Painter, you tried to change the screen name to the name of an existing screen.**Action:** If you are trying to copy a current definition, select another name. If you want to update the definition for the indicated screen, leave the current Screen Definer session and reinitiate the Screen Definer with the appropriate screen name.**Cannot change table type: %****Source:** Table Definer**Explanation:** Failed to change table type for the reason specified in the message. A typical scenario would be incompatible syntax between different table types.**Action:** Fix the error and try the operation again.**Cannot compare table % with table % since % does not exist****Source:** Definition Differences**Explanation:** You are trying to compare two tables and one of the tables does not exist. Therefore the comparison fails.**Action:** No action required.**Cannot copy/append a table of type "%"****Source:** Screen Definer**Explanation:** You pressed <PF19> to load and gave a table name on the prompting screen. This table is not one of the following valid types: PRM, SCR, SUB, TEM, TDS.**Action:** Enter the name of a valid type of table, or cancel the load command.

**Cannot COPY requested screen table--wider than % columns****Source:** Screen Definer**Explanation:** In the Screen Table Painter, you wanted to COPY in a screen table that is wider than the maximum width possible for the current physical screen.**Action:** No action required.**Cannot copy tables of type %****Source:** Table Definer**Explanation:** You cannot copy the indicated type of table.**Action:** If you are defining a table for an external database, you can copy only tables of the same type (e.g., IMS, IDM, or DB2). If you are defining any other table, you can copy any other table type except for an external database table type.**Cannot create a minimal defn, Records and Sets have already been selected****Source:** Table Definer**Explanation:** Creation of an IDMS minimal definition failed since records and sets have already been included in the table definition.**Action:** Delete the current IDMS table definition. Define a minimal IDMS table definition by pressing <PF9>**Cannot create default security for %****Source:** Report Definer**Explanation:** A VALIDATE FAIL signal is raised when accessing the identified table.**Action:** Contact your System Administrator to investigate what is wrong with the identified table or replace it with a valid table.**Cannot create PRM table; a parameter name of % is "NUMBER"****Source:** Table Definer**Explanation:** You cannot define a PRM table for the indicated table because one of its parameters is called NUMBER.**Action:** Change the parameter name of the source table from NUMBER to some other name.**Cannot create PRM table if parameter name is "NUMBER"****Source:** Table Definer**Explanation:** This message is a warning that no PRM table can be created on the current table because one of its parameters is named NUMBER.**Action:** Press the indicated key to confirm that you want to save the table anyway, or press any other function key to cancel the SAVE.**Cannot create secondary key in Table Definer****Source:** Table Definer**Explanation:** You entered an S in the KEY field for a field definition, but the Table Definer does not create secondary indexes.**Action:** Remove the S from the KEY field. If you require a secondary index, run the SIXBUILD tool. You can find information about SIXBUILD in the Shareable Tools manual.



**Cannot CREATE userid="%" since library of that name exists****Source:** Security**Explanation:** A Security Administrator or a System Administrator made a request to create a new user, but a library already exists with the same name as the new userid. Since every user has a home library named the same as the userid, a new user cannot be created with this ID.**Action:** Select a new userid for the new user, or have the existing library removed or renamed by an authorized person.**Cannot default parameter "%" of "%" - no source****Source:** TAM**Explanation:** A subview parameter that does not have a matching parameter name in the source table was specified.**Action:** Do one of the following:

- Provide attributes for the subview parameter, using the Table Definer.
- Change the parameter name to an existing source parameter name.

**Cannot define % for % table****Source:** Table Definer**Explanation:** The object specified in the message is not supported by the table type. For example, you cannot define Data parameters for MAP table type.**Action:** Remove the invalid definition.**Cannot define a term except in a definition list****Source:** Character-based Text Editor**Explanation:** The tag ".term" or ".dt" appears outside of a definition list. (Colons can be used instead of periods.)**Action:** Do one of the following:

- Remove the tag.
- Put ".dl" and ".edl" tags before and after the definition term tag.
- Put "list" and "listend" tags (preceded by periods) before and after the definition term tag.

**Cannot define addition key(s) for table with data****Source:** Table Definer**Explanation:** You attempted to add keys to a table containing data. This operation is not allowed.**Action:** Modify the table definition to preserve the existing key definition.**Cannot define an orphan screen****Source:** Global Cross Ref. Search**Explanation:** The screen you intend to define has been deleted from the MetaStor. Cannot define this screen within the search utility.**Action:** No action required.**Cannot define external attributes for Location parameter****Source:** Table Definer**Explanation:** Operation invalid. External attributes are not supported for location parameter.**Action:** No action required.

**Cannot define more than ONE title at line=%, position %****Source:** Menu Definer**Explanation:** You are defining a menu with title lines and you have specified the same position for different lines. Each title line must be in a different row and column position.**Action:** Change the position information for the title line(s) so that they will occupy different positions.**Cannot define report table "%"; table already exists with name****Source:** Report Definer**Explanation:** You tried to define a report table or a control break table with a name that is already assigned to another table.**Action:** Choose a new name for the specified report table or control break table.**Cannot delete % "%", rights held by % - requested by %****Source:** Delete Definition**Explanation:** You have requested to delete an object; however, the Borrow Rights are held by another user.**Action:** You may not delete the object until you have obtained Borrow Rights for the object or no rights are held for the object.**Cannot delete % "%", unable to verify promotion rights****Source:** Delete Definition**Explanation:** You have requested to delete an object; however, promotion rights for the object cannot be verified at this time.**Action:** You must either obtain promotion rights for the object and try the delete again, or if you have these rights, wait and try the delete again.**Cannot delete % (%) because %****Source:** Delete Definition**Explanation:** You are trying to delete an object but the operation fails.**Action:** See attached message to find out the reason.**Cannot delete control field here; changed to non-display****Source:** Report Definer**Explanation:** A DELETE operation has been requested for a report field that is also a control field (e.g., the report is sorted or has a control break on this field). The field is not deleted, but is changed to a non-display field, thus preserving the control attributes of the field.**Action:** No action required.**Cannot delete definition & delete data of table %****Source:** Promotion**Explanation:** You do not have to explicitly delete data when you are deleting the definition of a table. Deleting a table definition would automatically delete its data.**Action:** Remove the D command(s) beside the data of the named table.

**Cannot delete definition & promote data of table %****Source:** Promotion**Explanation:** You cannot delete table definition and promote table data in the same change request.**Action:** If you really wish to delete the definition, you will also have to delete the data.**Cannot DELETE globalfield "%", rights held by "%", requestor "%"****Source:** Field Dictionary**Explanation:** You cannot delete a global field while someone else holds the promotion rights.**Action:** Contact the person holding the rights and ask them to release them.**Cannot DELETE home library of user****Source:** Define Library**Explanation:** A request was made to delete a user's home library. Since the user exists, this cannot be done. Note that the home library has the same name as the userid.**Action:** If you want to delete the home library of a user, you must first delete the userid from TIBCO Object Service Broker (i.e., DELETE USER). You can, however, delete the rules in the library.**Cannot DELETE Menu: security authorization failed****Source:** Menu Definer**Explanation:** You have requested to delete the menu definition; however, you do not have the proper security authorization to do so.**Action:** You must obtain the proper security permissions in order to delete the menu.**Cannot DELETE Menu due to LOCKING****Source:** Menu Definer**Explanation:** You have requested to delete a menu definition. However, due to locking, the DELETE request cannot be satisfied.**Action:** Wait and retry, or cancel.**Cannot delete non-system % %****Source:** Promotion**Explanation:** The rule, screen, report or table specified was selected for deletion, but is not a system object (i.e., it was not promoted previously).**Action:** Do not select that object for deletion.**Cannot DELETE now; rights cannot be determined****Source:** Screen Definer**Explanation:** You attempted to DELETE either a screen table definition or a Screen definition, but the rights could not be determined at the time of the request.**Action:** Wait and try to delete the object again.**Cannot delete report "%" (original name has been changed)****Source:** Report Generator**Explanation:** You can delete only the report with the name that you entered when you started this Report Generator session.**Action:** If you want to delete the report, change the report name back to the one that you entered the Generator with and press <PF22> to delete.

**Cannot delete rule % (original name was changed)****Source:** Rule Editor

**Explanation:** You have rule A in your library. You started editing rule B, renamed it to rule A, and then attempted to delete the rule now renamed to A. This is not allowed as you did not start your editing session with rule A. This is a promotion rights error message. The rule you are attempting to delete holds promotion rights, which places restrictions on it.

**Action:** Do not attempt to delete a rule that has promotion rights if you did not begin your editing session with it.

**Cannot DELETE screen; rights are held by "%"****Source:** Screen Definer

**Explanation:** You have requested to delete a screen definition; however, due to locking, the delete request cannot be satisfied.

**Action:** Wait and retry, or cancel.

**Cannot DELETE this SecAdmin until all users are DISCLAIMED****Source:** Security

**Explanation:** A System Administrator is attempting to delete a Security Administrator profile, but the Security Administrator still has subjects and cannot be deleted.

**Action:** The System Administrator can do the following to delete a Security Administrator profile:

1. Disclaim each user on the list
2. Save (to commit disclaims)
3. Request the deletion of the Security Administrator profile.

Note that the userid profile for this Security Administrator remains intact.

**Cannot DELETE userid until DELETE SecAdmin=userid****Source:** Security

**Explanation:** Either a Security Administrator or a System Administrator attempted to DELETE USER in the User Profile screen, but the user being deleted is a Security Administrator.

**Action:** A System Administrator must first delete the SecAdmin profile of the user, and then the user profile of the user can be deleted.

**Cannot determine file name for % table "%": DSNNAME or DDNAME must be specified in table "%"****Source:** TAM

**Explanation:** The DSNNAME and DDNAME fields are both null in IMPORTFILES or EXPORTFILES, or no IMPORTFILES or EXPORTFILES occurrence exists for the specified table.

**Action:** Add the occurrences with keys equal to the given file name in tables IMPORTFILES or EXPORTFILES. Ensure that DSNNAME contains an existing data set name or that DDNAME refers to a previously allocated data set.

**Cannot determine if "%" has parameters****Source:** Object Set Definer

**Explanation:** For reasons such as security, locking, etc., it could not be determined whether or not the indicated table has parameters. Thus, you are not permitted to specify parameters for this table.

**Action:** Define the table to determine what is the problem.

**Cannot DISPLAY after Paint SAVE; exit & reenter Definer first****Source:** Report Definer**Explanation:** The DISPLAY report command currently does not allow you to display a report after you have saved changes through the Report Painter.**Action:** Exit the Report Definer (SAVE or CANCEL) and reenter the Report Definer before requesting a DISPLAY.**Cannot DISPLAY after Paint SAVE; exit & reenter Definer first****Source:** Screen Definer**Explanation:** The DISPLAY command currently does not allow you to display a screen after you have saved changes through the Screen Painter.**Action:** Exit the Screen Definer (Save or Cancel) and reenter the Screen Definer before requesting a DISPLAY.**Cannot edit % line for % table with data****Source:** Table Definer**Explanation:** Invalid edit operation. The specified line command you have issued is invalid for a table containing data.**Action:** No action required.**Cannot EDIT - No extracted data exists****Source:** ADABAS Extract**Explanation:** Unable to edit description. ADABAS definition for DBID and File No is not defined to TIBCO Object Service Broker.**Action:** Invoke utility @ADAEXTRACT to extract ADABAS definition into TIBCO Object Service Broker prior to editing the description.**Cannot EDIT an occurrence in table "%"****Source:** Table Editor**Explanation:** The occurrences that you are attempting to edit are contained in a table type that cannot be updated, e.g. PRM, TEM.**Action:** Do one of the following:

- Use the Table Browser to view the table.
- Use rules to update the table, instead of the Table Editor.

**Cannot edit documentation on object, rights are not held****Source:** Promotion**Explanation:** You cannot update the documentation of the object because someone else currently owns the rights to it.**Action:** No action required.**Cannot edit parameter line for table with data****Source:** Table Definer**Explanation:** You cannot use line commands in the parameter specification area when the table contains data.**Action:** Remove all line commands from the parameter section.**Cannot edit table of type %****Source:** Table Definer**Explanation:** You pressed <PF21> in the Table Definer and tried to edit a table. You can only edit the following types of tables:

- DB2
- IMS
- SUB
- TDS

- VSM.

**Action:** No action required.

**Cannot ENABLE for GROUP; object set includes object CONTROL**

**Source:** Security

**Explanation:** You included a group name on an enable list for an object set that includes control access for some object. Since groups cannot control objects, the object set cannot be enabled for groups.

**Action:** Do one of the following:

- Remove the group entry from the object set
- Use EXPAND to list and select userids from the group before removing the group entry.

**Cannot expand object - no PRM table for table %**

**Source:** Promotion

**Explanation:** Cannot see if data rights are available. There is no PRM table for this parameterized table.

**Action:** Create a PRM table for this table using the Table Definer and proceed.

**Cannot expand object - rights obtainable as is**

**Source:** Promotion

**Explanation:** You have entered object command X against this object. There are no available data rights for this table.

**Action:** Can only obtain rights as indicated by EXT field.

**Cannot extract occurrences for table with Definition Rights**

**Source:** Promotion

**Explanation:** You have Definition Rights for a table, and you entered O in the EXTRACT field.

**Action:** If you want to promote the occurrences of the table, enter A in the EXTRACT field. If you expect to promote the occurrences frequently, make the table promotable.

**Cannot FETCH; % must be empty**

**Source:** Security

**Explanation:** The specified object type(s) cannot be fetched because the indicated lists must first be emptied.

**Action:** Empty the indicated lists first, then enter the FETCH command again.

**Cannot find "%"**

**Source:** Character-based Text Editor

**Explanation:** The string was not located by the FIND command.

**Action:** Check the accuracy of the string. If it is correct, no further action is required.

**Cannot find "%"**

**Source:** General

**Explanation:** The specified string or value cannot be found.

**Action:** No action required.

**Cannot find occurrence # of screen table "%"****Source:** Screen Server**Explanation:** The indicated occurrence of the indicated screen table cannot be found. This is an internal TIBCO Object Service Broker logic error.**Action:** Do the following:

1. Print the log.
2. Contact TIBCO Support with a copy of the log and a description of what you were doing when you received this message.

**Cannot find row # of occurrence # of screen table "%"****Source:** Screen Server**Explanation:** The indicated row of the indicated occurrence of the indicated screen table cannot be found. This is an internal TIBCO Object Service Broker logic error.**Action:**

1. Print the log.
2. Contact TIBCO Support with a copy of the log and a description of what you were doing when you received this message.

**Cannot find STARTUP RULE "%" as per Search & Logon Library****Source:** Security**Explanation:** In the User Profile, you specified a Startup Rule, a Search Path (default is S) and a Logon Library (default is your Home Library = your USERID). The Startup Rule cannot be found according to this specification.**Action:** If Search Path is "L", the rule must be in the Logon Library to be executed the next time you logon. If Search Path is "I", the rule must be in either the Installation or the Logon Library to be found at logon time. If

Search Path is "S", the rule must be in either the System, the Installation, or the Logon Library to be found and executed at your next logon.

**Cannot find STARTUP RULE "%" as per Search & Logon Library****Source:** Security**Explanation:** In the User Profile, you specified a Startup Rule, a Search Path (default is S) and a Logon Library (default is your Home Library = your USERID). The Startup Rule cannot be found according to this specification.**Action:** If Search Path is "L", the rule must be in the Logon Library to be executed the next time you logon. If Search Path is "I", the rule must be in either the Installation or the Logon Library to be found at logon time. If Search Path is "S", the rule must be in either the System, the Installation, or the Logon Library to be found and executed at your next logon.**Cannot find TDS appendage table "%"****Source:** Table Definer**Explanation:** The specified appendage table does not exist.**Action:** Do not attempt to use an appendage table as this type of table is not yet supported.**Cannot generate rule; report "%" does not exist****Source:** Report Generator**Explanation:** You cannot generate a rule to produce the report without saving the report definition.**Action:** Enter Y to SAVE REPORT and press ENTER again, or choose other options to execute the report.

**Cannot get virtual storage for DCB****Source:** Builtin Routines**Explanation:** The program is unable to obtain storage for a Data set Control Block. This is probably caused by there being too many users on the system or by the region size being too small.**Action:** Call your system administrator for assistance.**Cannot have a % of %****Source:** Screen Definer**Explanation:** The field indicated by the message cannot have the value that is indicated.**Action:** Change the value of the indicated field.**Cannot have a zero length field; image restored****Source:** Screen Definer**Explanation:** A field of length zero is not allowed by the Painter.**Action:** Change the length of the field so that it is at least one character long.**Cannot imbed % because it is not a text table****Source:** Character-based Text Editor**Explanation:** The .imbed tag was used with a table that does not have the fields required for text.**Action:** Embed a text table instead.**Cannot include a consolidated change****Source:** Promotion**Explanation:** The change you have selected is a consolidated change and you cannot include a consolidated change within a consolidated change.**Action:** Include each associated change individually.**Cannot include change that contains object with disposition %****Source:** Promotion**Explanation:** You cannot include a change request which has a rule to execute.**Action:** Remove the I command beside the change request which has a rule to execute.**Cannot INSERT any more lines into Image Area (maximum is %)****Source:** Screen Definer**Explanation:** In the Screen Table Painter, you requested to insert a line into the Image Area; however, the maximum number of lines already exists in the Image Area.**Action:** Do one of the following:

- Delete an existing line from the Image Area and insert a new line.
- Remove the contents from an existing line and re-use it.

**Cannot insert occurrence for %; Primary key = %****Source:** Unload/Load**Explanation:** An error occurred when LOAD tried to insert an occurrence into a table.**Action:** Check if the occurrence already exists in the target system. If you want to load a new occurrence, delete the old one.



**Cannot invoke SOE for new occurrences prior to commit changes****Source:** Table Editor**Explanation:** You cannot edit a new occurrence by using the Single Occurrence Editor in the Table Editor before committing the new occurrence to the database.**Action:** Commit the new occurrences by using a SELECT, ORDERED, or SAVE command, then invoke the Single Occurrence Editor for that occurrence again.**Cannot issue both COMMAND and GO TO date specification****Source:** Session Manager**Explanation:** You have specified a Command as well as a GO TO date in the Appointment Book. You can do only one of these at a time.**Action:** Remove either the command or the GO TO specification and press <Enter>.**Cannot load field % of table %: syntax not allowed. Press <Enter>****Source:** Report Definer**Explanation:** Fields of syntax Unicode and raw data cannot be used in a report.**Action:** None.**Cannot load field % of table %: syntax not allowed****Source:** Screen Definer**Explanation:** Fields of syntax Unicode or raw data cannot be used in a screen.**Action:** Select another field.**Cannot load file in format > %****Source:** Unload/Load**Explanation:** The LOAD utility can only handle files up to the specified format (version) but the file that you are loading is in a newer format.**Action:** If possible, unload the objects using the specified format (version).**Cannot LOAD this table; % too many fields (max is %)****Source:** Screen Definer**Explanation:** In the Screen Table Painter, you requested the loading of a table definition such that the total number of fields in the screen table definition will exceed the maximum allowed.**Action:** You can delete some of the existing fields or load fewer fields of the table.**Cannot LOGON from ID: %****Source:** Security**Explanation:** You attempted to logon using a different userid from your host system user ID. The request is refused because the password of the requested userid is null in the user profile.**Action:** Contact your Security Administrator and request that the password be reset to a non-null value. Unless external security is being enforced, the Security Administrator should be able to resolve the problem.**Cannot maintain @SYSTEM\_PARMSETS(%)****Source:** Promotion**Explanation:** This message follows:

```
WARNING: *** No PRM table for % ***
```

Table @SYSTEM\_PARMSETS uses the PRM table to track parameterized tables that have been promoted.

**Action:** Create a PRM table.

### **Cannot make the first primary key "%" a distribution point**

**Source:** Table Definer

**Explanation:** You made the indicated primary key field a distribution point. A distribution point must be a secondary index field. Since you cannot build a secondary index against the first primary key field, you cannot choose it as a distribution point.

**Action:** Select another field as the distribution point.

### **Cannot modify/delete enabled object set "%", disable it and reapply**

**Source:** Promotion

**Explanation:** You cannot modify or delete the specified object set because it has been enabled.

**Action:** Use the security manager to disable the specified object set and then reapply the change request.

### **Cannot modify report "%" in Generator; use Report Definer**

**Source:** Report Generator

**Explanation:** The indicated report definition was created or modified by the Report Definer and cannot be modified in the Generator anymore.

**Action:** Use the Report Definer.

### **Cannot modify screen message during screen validation**

**Source:** Screen Server

**Explanation:** A validation rule has called the SCREENMSG tool while the Screen is in the process of being validated.

**Action:** Remove all calls to SCREENMSG from the validation rule.

### **Cannot move heading for field "%" to fit within columns 1 to %**

**Source:** Report Definer

**Explanation:** A column change for a field was requested. The change to the field COL requires moving all headings for the field relative to the new column position. This heading move cannot be accommodated without extending a heading beyond the maximum report width.

**Action:** Remove the requested column change. Alternatively, you can type over your headings with some text that can be moved along with the field to fit within the maximum report width.

### **Cannot obtain change rights for % "%" due to LOCKFAIL**

**Source:** Report Definer

**Explanation:** Promotion rights cannot be obtained because of a locking error.

**Action:** Try using the Report Definer again later.

**Cannot PAINT "%" -- screen table is wider than % columns****Source:** Screen Definer**Explanation:** The screen table you wish to paint is too wide.**Action:** Redefine your screen table to be no more than the allowed number of columns indicated.**Cannot PASTE; % too many fields will result (maximum is %)****Source:** Screen Definer**Explanation:** You are trying to paste a copied line, but the sum of the number of fields already in the screen table definition plus the number of fields held for pasting exceeds the maximum number of fields allowed (currently 80).**Action:** Do one of the following:

- If you still want to paste fields, remove some existing fields from the screen table definition.
- SAVE the current screen table definition (held fields are discarded).
- CANCEL the Paint session.

**Cannot PASTE within an existing field****Source:** Screen Definer**Explanation:** You have pressed <PF17> to paste a field while the cursor is positioned within an existing field.**Action:** Position the cursor elsewhere, or move the other fields, to allow the field to be pasted where first indicated.**Cannot PF4=TBLS; missing VIEW\_DEFN permission for table "%"****Source:** Security**Explanation:** You have requested to view tables permissions while defining object set permissions. To do so, you must have VIEW\_DEFN authorization for all of the tables in the list, since the definitions are consulted for parameter information. You are missing VIEW\_DEFN for the named table, so you cannot look at the list.**Action:** You must obtain VIEW\_DEFN permission to the named table before being able to look at or update the list of tables permissions for this object set. Consult your System Administrator.**Cannot pick more than one index field****Source:** Table Definer**Explanation:** Invalid line command. Only one index base field can be included in an IMS table definition.**Action:** Modify selection to include only one index base field.**Cannot place field here - overlap would result****Source:** Screen Definer**Explanation:** You have pressed <PF6> to add a field but the cursor is positioned on other contents in the Image Area.**Action:** Reposition the cursor, or move the other contents, and press <PF6> again.**Cannot print Screen; no % for % %****Source:** General**Explanation:** You cannot print a Screen for one of the following reasons:

- No screen tables exist for the indicated Screen.

- No screen fields exist for the indicated screen table.

**Action:** Fix the offending Screen or screen table before trying to print it.

### **Cannot purge a date range that is later than the current date**

**Source:** Secure Audit Log

**Explanation:** You attempted to purge the audit log contents of a date range which extended beyond the current date. This was not allowed since the audit log of current day cannot be purged.

**Action:** Correct the date range and try again.

### **Cannot recognize statement "%"**

**Source:** Rule Editor

**Explanation:** The statement beginning with the specified keyword is not supported.

**Action:** Check the Processing manual for valid statements.

### **CANNOT refer more than once to % object "%"**

**Source:** Unload

**Explanation:** You have listed the same object more than once for unloading.

**Action:** Remove all but one of the references to this object.

### **Cannot release rights; % is a deleted System Object**

**Source:** Promotion

**Explanation:** A system object that is deleted cannot have its rights released.

**Action:** Request the deletion of the object through a change request.

### **Cannot release rights on % "%", rights held by % - requested %**

**Source:** Delete Definition

**Explanation:** You have requested to delete an object but promotion rights for that object are held by another user.

**Action:** You may not delete the object unless you obtain the promotion rights.

### **Cannot release rights on % "%", unable to verify rights**

**Source:** Delete Definition

**Explanation:** Promotion rights for the object could not be released since they cannot be verified.

**Action:** If you do not have the promotion rights for the object, obtain them and then try again. Otherwise, just wait and then retry.

### **Cannot remotely apply a change request with rule to execute**

**Source:** Promotion

**Explanation:** You cannot apply change request to a remote node if that change has a rule to execute.

**Action:** You have to extract the change from the source system, transfer the data set to the target system (if both source and target system do not reside on the same machine), and then apply the change using the PT menu.

**Cannot SAVE, object set "%" must contain the % for "%"**

**Source:** Security

**Explanation:** You cannot save the security for the object set because the definition of the object set itself must contain the indicated item.

**Action:** Modify the security of the indicated object so that the indicated item is no longer required to be present in the definition of the object set.

**Cannot save/delete "%"; rights held by %, requestor %**

**Source:** Report Generator

**Explanation:** You cannot save the indicated report because its promotion rights are held in the indicated library by the indicated user.

**Action:** Contact the indicated user if you need to modify the report.

**Cannot SAVE: "%" does not match global field definition**

**Source:** Table Definer

**Explanation:** You cannot save the table definition because the indicated field does not match the global field definition.

**Action:** Change the indicated field to match the global field definition. A list of global field definitions can be obtained by pressing <PF14>.

**Cannot SAVE: %**

**Source:** Session Manager

**Explanation:** You made a request to save, but a LOCK FAILURE or a SECURITY FAILURE has prevented you from saving.

**Action:** Do the following:

- If a LOCK FAILURE has caused this problem, wait and try again. The USERID locking the information is shown in the message and can be consulted with regard to how long you should wait.
- If a SECURITY FAILURE has caused this problem, consult your Security Administrator to obtain appropriate permissions. Alternatively, if the security failure is just a matter of trying to save a menu for which update permission is not allowed, you can select an entirely new name for the menu and save it until proper authorization is obtained. The message will have information about the type of access that was denied.

**Cannot SAVE: borrowing rights UNVERIFIED for this menu**

**Source:** Menu Definer

**Explanation:** You have requested to SAVE changes to a menu definition. However, since borrowing rights cannot be verified, you cannot save.

**Action:** Retry the SAVE command in case the borrowing rights can be verified after another try. Otherwise, you could change the name of the menu to a new name and try the save again.

**Cannot SAVE; "%" is specified more than once**

**Source:** Security

**Explanation:** You have specified the given name more than once and this is not allowed.

**Action:** Remove the duplicate entries and try to save again.

**Cannot SAVE; %****Source:** Object Set Definer**Explanation:** You defined an object set and requested to SAVE. However, you included tables for which you have no SECURITY permissions.**Action:** Remove the offending reference, then save again. Obtain the required permissions and then update the object set to include the table as appropriate.**Cannot SAVE; including object set "%" results in a circular ref****Source:** Object Set Definer**Explanation:** You were unable to save because to do so would result in a circular reference of object sets. The simplest example of a circular reference is to have object set A contain object set B, and object set B contain object set A.**Action:** Remove the indicated object set from the current object set.**Cannot SAVE; missing object "%" detected; DISABLE object set****Source:** Security**Explanation:** You attempted to save an Object Set Enable List so that the object set has enabled status. The object set permissions definition refers to objects that do not exist. Thus, the object permissions, according to this specification, cannot be applied.**Action:** Complete the following steps:

1. Disable the object set.
2. Go to the object set permissions list for the object set. Display each list of objects that compose the object set by pressing the appropriate PF key. When you press <Enter> the missing object will be highlighted and a message will explain that the object does not exist.

3. When you find a missing object, remove it from the list.
4. Save the object set definition.
5. Return to the enable list and re-enable.

**Cannot SAVE; missing table instance specification****Source:** Security**Explanation:** You tried to save the tables permissions for an object set definition, but table instance information is missing for the highlighted tables.**Action:** Do one of the following:

- Place the cursor on a highlighted table entry and use the PARMS function
- Cancel from the Table Permissions screen to return to the Define ObjectSet screen
- Remove the highlighted table entry from the list of tables permissions

**Cannot SAVE; no object permission has been specified****Source:** Security**Explanation:** You attempted to save without specifying any object permissions for the object set.**Action:** Either cancel from this screen, or include the permission of at least one object for this object set.**Cannot save; Replace failed****Source:** Field Dictionary**Explanation:** You attempted to update the definition of a field, but the SAVE failed for some reason, such as locking or security. The message following this one provides more information.**Action:** Do one of the following:

- If the problem was locking, retry the update.
- If the problem was security, contact the security administrator for the proper authority, or change the security to the appropriate level and group for updates to the field dictionary table.

### **Cannot save; This field already exists**

**Source:** Field Dictionary

**Explanation:** You attempted to add a new field to the global field dictionary, but the field name duplicates one that already exists.

**Action:** Change the name of the field that you are adding.

### **Cannot SAVE (OVERWRITE will occur); choose another name**

**Source:** Session Manager

**Explanation:** You changed the name of a menu to the name of an existing menu. Now you are trying to save the menu, but because an overwrite will occur, the save is not allowed.

**Action:** Replace the offending name with a new name and press <PF3> again.

### **Cannot SAVE changes; object part of ENABLED object set**

**Source:** Security

**Explanation:** You requested to save an object permissions list when the object is part of an enabled object set.

**Action:** You must cancel from this screen. To free the object for individual changes, first use the APPLICATIONS function to determine which enabled object sets include the object and then have these object sets disabled.

Alternatively, you can define another object set that contains the permissions required for the object and then enable this object set as appropriate.

### **Cannot SAVE changes; rights are held by "%"; use CANCEL**

**Source:** Screen Definer

**Explanation:** In the Screen Definer or the Screen Table Painter, you requested to SAVE. The rights, however, are held by someone else, and therefore the changes cannot be saved.

**Action:** Do one of the following:

- Change the screen name to a nonexisting name and save the screen definition.
- Cancel your changes.
- Ask the person holding the rights to release them and then try to save your changes.

### **Cannot SAVE changes -- undetermined % rights; try again**

**Source:** Screen Definer

**Explanation:** In the Screen Definer or Screen Table Painter, you tried to save your changes. The rights to the current object, however, cannot be determined.

**Action:** Do one of the following:

- Wait and try again.
- Change the name of the Screen to a new name and save (this preserves the changes for later).

**Cannot SAVE changes to FCNKEYS; rights held by "%"; use CANCEL****Source:** Screen Definer**Explanation:** You tried to change the function keys for a Screen, but the rights for the FCNKEYS table instance are held by another person.**Action:** Do one of the following:

- Cancel your changes.
- Ask the person holding the rights to release them.
- Change the name of the Screen to preserve your changes.

**Cannot SAVE Enabled object set without at least one member****Source:** Security**Explanation:** You attempted to save an object set enable list with the SAVE STATUS as ENABLED, but no members are on the enable list.**Action:** If you want to save the empty list, disable the object set save status before saving. If the object set must have the save status ENABLED, put one member on the list (i.e., a user or group).**Cannot save filter %; that filter already exists****Source:** Secure Audit Log**Explanation:** You attempted to save a new filter definition but you used a name that had already been used by another user.**Action:** Change the name of filter and try again.**Cannot SAVE globalfield "%", rights held by "%", requestor "%"****Source:** Field Dictionary**Explanation:** The promotion rights for the global field you are editing are held by someone else. You cannot save the changes.**Action:** Do one of the following:

- Change the global field name to a nonexisting name and save the definition
- Ask the person holding the rights to release them and then try to save your changes
- Cancel your changes.

**Cannot save rule %, number of conditions exceeds maximum of %****Source:** Rule Editor**Explanation:** Unable to save rule because the number of conditions exceeds the maximum allowed in a rule.**Action:** Reduce number of conditions in the rule or try to separate the single rule into two or more rules.**Cannot select "MONEY" or "D/C" for function "CNT"****Source:** Report Generator**Explanation:** You cannot generate a Money or Debit/Credit mask for a COUNT field.**Action:** If you want a mask, use the Comma mask by entering a Y beside COMMA, and place the cursor on the COUNT field.



**Cannot select data & definition of same parameterized table %****Source:** Promotion**Explanation:** A parameter instance of a table and its definition cannot be promoted in the same change request.**Action:** Either select all instances to be promoted, or submit the selected instance as a separate promotion request.**Cannot SELECT INSTANCES: no PRM table defined for table "%"****Source:** Unload**Explanation:** You have requested to specify which data instances of a table to unload; however, since no PRM table is defined for the table named on the cursor row, the instance list cannot be shown.**Action:** To unload any data from a parameterized table, there must be a PRM table defined with the parameterized table as a SOURCE.**Cannot share a BODY/TITLE report table as a BREAK****Source:** Report Definer**Explanation:** You cannot use an existing body report table as a break table.**Action:** Remove the reference to the body table name as a break table.**Cannot specify control fields within control breaks or titles****Source:** Report Definer**Explanation:** Control fields (e.g., SORT, BREAK) cannot be specified within a control break or title report table.**Action:** Request a CONTROL FIELD operation only from within the Painter for a body report table (i.e., a report table for which TITLE ONLY=N).**Cannot specify selection without first specifying table name****Source:** Batch Control Card**Explanation:** You specified the selection criteria but did not indicate which table the selection specification is for.**Action:** Specify the name of the table for which the selection criteria apply or delete the selection criteria.**Cannot start literal at row % and col %****Source:** Screen and Report Painters**Explanation:** A literal cannot be started at the indicated row and column.**Action:** Move the literal so that it does not start at the indicated row and column.**Cannot toggle prom on table %, rights are not held****Source:** Promotion**Explanation:** You cannot change the PROM field of the named table because someone else currently owns the rights to the table.**Action:** No action required.

**Cannot unload DATA from "%" -- SECURITYFAIL****Source:** Unload**Explanation:** There is a security problem with the object type definition data for one of the objects you requested to unload.**Action:** Report this to your System Administrator since such a problem should never arise for unloadable object types.**Cannot unload DATA from "%" -- SYNTAX ERROR on SELECTION****Source:** Unload**Explanation:** There is a problem with the object type definition data for one of the objects you requested to unload.**Action:** Report this to your System Administrator as this should not be a problem for unloadable object types.**Cannot unload DATA from "%" -- table not found****Source:** Unload**Explanation:** There is a problem with the object type definition data for one of the objects you requested to unload.**Action:** Report this to your System Administrator as there should not be a problem for unloadable object types.**Cannot unload DATA from table of type %****Source:** Unload**Explanation:** You have requested to unload DATA from a tab which is of a type that has no data in it. You may unload only the definition of tables without data in them.**Action:** Reset the DATA indicator to N.**Cannot unload data of table with minimal definition****Source:** Unload**Explanation:** You cannot unload the data of a table with minimal definition, full definition is required.**Action:** Restore the full definition of the table which you want to unload.**Cannot unload defn of % object "%" -- SECURITYFAIL****Source:** Unload**Explanation:** You have requested to unload an object which includes by reference another object. You do not have the correct security permissions to unload that object.**Action:** You must obtain the correct permissions to completely unload the object you requested.**Cannot unload DEFN of table "%" --NO SUCH TABLE****Source:** Unload**Explanation:** You have requested to unload an object which includes by reference the definition of a table. The referenced table has no definition and so cannot be unloaded.**Action:** No action required.**Cannot use derived field "%" to relate tables****Source:** Report Generator**Explanation:** You cannot use a derived field to relate source data tables.**Action:** Remove the indicated derived field or replace it with a non-derived field.

**Cannot Validate: %****Source:** Screen Definer**Explanation:** The Screen Definer was unable to validate this screen definition for the reason indicated.**Action:** Take the appropriate action based on the reason indicated.**Cannot VALIDATE screen data; storage data is LOCKED****Source:** Security**Explanation:** In the course of normal processing, the data on any screen in the Security interface is validated. For example, the user profile screen has validation to ensure that the requested Session Menu exists, that the Default Library exists, and so on. If the data used to validate the screen fields is locked, the validation does not complete and the screen data cannot be said to be valid or invalid.**Action:** You can continue normal activities or cancel, if necessary.**Cannot VERIFY existence of "%"; CONTROL TABLE not found****Source:** Unload**Explanation:** You have specified the name and type of an object to unload; however, there seems to be definitional data missing for that object type. When this is true, the existence of the object of that type cannot be verified.**Action:** Remove the entry and report this problem to your System Administrator as the definition information for unloadable object types should always be available in your system.**Cannot verify promotion rights due to LOCKFAIL****Source:** Report Generator**Explanation:** The promotion rights of the report cannot be verified because a system table is locked.**Action:** Perform the action again later.**Cannot verify promotion rights due to LOCKFAIL****Source:** Table Definer**Explanation:** The promotion rights of the current table definition cannot be verified because a system table is being blocked.**Action:** Try to define the table again later.**Catalog Management error: Module ID "%"  
Return Code "%" Reason Code "%"****Source:** Builtin Routines**Explanation:** Catalog Management encountered errors while accessing the system catalog. The module name, return code, and reason code are supplied for problem determination purposes.**Action:** Call your system administrator to check the return code in register 15 against the appropriate vendor's manual. Correct the problem as required.**Certain overflowed value(s) of parameter "%"  
are not shown****Source:** Report Generator**Explanation:** Parameter values that do not fit in the screen field are omitted from the list, but all other parameter values are shown.**Action:** If the parameter value that you want is listed in the prompt area, you can select it.

If you want to choose one of the omitted values, do the following:

1. Select a value from the prompt area, and remember what it is.
2. Finish defining the report and save the rule that generates the report.
3. Use the Rule Editor to modify the rule and change the parameter value that you selected to the value that you want.
4. Run the report by executing the rule.

### **Change #% has not been applied**

**Source:** Promotion

**Explanation:** You cannot back out a change unless it has been applied.

**Action:** No action required.

### **Change #% or its associated changes have been applied to the system**

**Source:** Promotion

**Explanation:** You have already applied the specified change number and/or its associated changes to this system and you cannot do it again.

**Action:** Do not apply the change again.

### **Change #% printed**

**Source:** Promotion

**Explanation:** The change request specified is printed.

**Action:** No action required.

### **Change definition clearance required to alter indexes**

**Source:** TAM

**Explanation:** You called SIXBUILD or SIXDELETE and you do not have the authority to change the table definition.

**Action:** Contact the Security Administrator.

### **Change definition clearance required to clear table occurrences without invoking trigger**

**Source:** TAM

**Explanation:** You called CLRTAB to clear a table, but you do not have the necessary authority.

**Action:** Contact the security administrator.

### **Change group of USERID % to %**

**Source:** Audit Log Message

**Explanation:** The user changed to the specified group.

**Action:** No action required.

### **Change group of USERID % to % denied**

**Source:** Audit Log Message

**Explanation:** The user cannot change the current group to the specified group because the user is not a member of that group.

**Action:** The user can consult the Security Administrator to become a member of the specified group.

**Change parameter name****Source:** Table Definer**Explanation:** You canceled your SAVE command when you were warned that you have a parameter named NUMBER. This message prompts you to change the parameter name from NUMBER to something else so that you can define a PRM table on this table.**Action:** Change the parameter name NUMBER.**Change request % does not exist****Source:** Promotion**Explanation:** You specified an incorrect change request number when you invoked one of the Promotion System rules.**Action:** Correct the change request number.**Change request accepted****Source:** Promotion**Explanation:** You have accepted a change request. The status of the change request is now A.**Action:** No action is required.**Change request unaccepted****Source:** Promotion**Explanation:** You have unaccepted a change request. The status of the change request is now U.**Action:** No action is required.**Changed archive file to: %****Source:** Secure Audit Log**Explanation:** You made the specified file the archive file for the audit log contents and this message informs you that the change was successful.**Action:** No action required.**Changes to control screen saved****Source:** Report Definer**Explanation:** Saved the changes to the control screen.**Action:** No action required.**Changes to default permissions for created libraries CANCELLED****Source:** Security**Explanation:** You canceled changes to the library defaults and you are viewing the Specify Default Permissions screen. If you save the Specify Default Permissions screen, the library defaults are as they were at the last SAVE to library defaults. For example, suppose you entered the Specify Default Permissions screen and performed the following actions in this sequence:

1. Changed and saved the library defaults.
2. Changed and canceled the library defaults.
3. Saved the Specify Default Permissions screen.

The first changes to the library defaults are committed.

**Action:** No action required. If you want know what the library defaults will be when you save the Specify Default Permissions screen, view the Library Defaults screen again before saving.

### Changes to default permissions for created reports CANCELLED

**Source:** Security

**Explanation:** You canceled changes to the report defaults and you are viewing the Specify Default Permissions screen. If you save the Specify Default Permissions screen, the report defaults are as they were at the last SAVE to report defaults. For example, suppose you entered the Specify Default Permissions screen and performed the following actions in this sequence:

1. Changed and saved the report defaults.
2. Changed and canceled the report defaults.
3. Saved the Specify Default Permissions screen.

The first changes to the report defaults are committed.

**Action:** No action required. If you want know what the report defaults will be when you save the Specify Default Permissions screen, view the Report Defaults screen again before saving.

### Changes to default permissions for created screens CANCELLED

**Source:** Security

**Explanation:** You canceled changes to the screen defaults and you are viewing the Specify Default Permissions screen. If you save the Specify Default Permissions screen, the screen defaults are as they were at the last SAVE to screen defaults. For example, suppose you entered the Specify Default Permissions screen and performed the following actions in this sequence:

1. Changed and saved the screen defaults.
2. Changed and canceled the screen defaults.
3. Saved the Specify Default Permissions screen.

The first changes to the screen defaults are committed.

**Action:** No action required. If you want to know what the screen defaults will be when you save the Specify Default Permissions screen, view the Screen Defaults screen again before saving.

### Changes to default permissions for created tables CANCELLED

**Source:** Security

**Explanation:** You canceled changes to the table defaults and you are viewing the Specify Default Permissions screen. If you save the Specify Default Permissions screen, the table defaults are as they were at the last SAVE to table defaults. For example, suppose you entered the Specify Default Permissions screen, and performed the following actions in this sequence:

1. Changed and saved the table defaults.
2. Changed and canceled the table defaults.
3. Saved the Specify Default Permissions screen.

The first changes to the table defaults are committed.

**Action:** No action required. If you want to know what the table defaults will be when you save the Specify Default Permissions screen, view the Table Defaults screen again before saving.

### Changes to enable list for object set "%" CANCELLED

**Source:** Security

**Explanation:** You were specifying the Enable List for some object set permissions. You canceled any changes you made by pressing <PF12> from the Enable List context.

**Action:** No action required.

**Changes to enable list for object set "%" SAVED****Source:** Security**Explanation:** You made changes to an enable list for an object set and saved the changes. This message appears in the main menu.**Action:** No action required.**Changes to filter % cancelled****Source:** Secure Audit Log**Explanation:** You canceled changes to a filter definition.**Action:** No action required.**Changes to group "%" CANCELLED****Source:** Security**Explanation:** You canceled changes to a group definition.**Action:** No action required.**Changes to libraries permissions for object set "%" CANCELLED****Source:** Security**Explanation:** You were specifying library permissions while defining object set permissions. You requested to cancel any changes you had made to these specifications. This does not affect any permissions updated and saved in the other contexts.**Action:** No action required.**Changes to memberships kept; will be stored on SAVE USER****Source:** Security**Explanation:** A Security Administrator made changes in the Memberships screen of the User Profile function. These changes are committed only if the User Profile is saved.**Action:** No action required.**Changes to object set "%" CANCELLED****Source:** Object Set Definer**Explanation:** You have performed a CANCEL from the Object Set Definer. Any changes made to the object set have now been canceled.**Action:** No action required.**Changes to report "%" cancelled****Source:** Report Definer**Explanation:** You pressed <PF12> to cancel an operation for the report. Any changes made to this screen are now canceled.**Action:** No action required.**Changes to report "%" saved****Source:** Report Definer**Explanation:** SAVE operation was requested for the report. Any changes made to this screen are now saved.**Action:** No action required.

**Changes to reports permissions for object set "%" CANCELLED****Source:** Security**Explanation:** You were specifying reports permissions while defining object set permissions. You requested to cancel any changes you had made to these specifications. This does not affect any permissions updated and saved in the other contexts.**Action:** No action required.**Changes to rule % cancelled****Source:** Rule Editor**Explanation:** The changes just made to the named rule have not been saved.**Action:** No action is required.**Changes to Screen "%" SAVED****Source:** Screen Definer**Explanation:** You saved changes to a screen definition (using the Screen Definer), and returned to the workbench successfully.**Action:** No action required.**Changes to screens permissions for object set "%" CANCELLED****Source:** Security**Explanation:** You were specifying screens permissions while defining object set permissions. You requested to cancel any changes you had made to these specifications. This does not affect any permissions updated and saved in the other contexts.**Action:** No action required.**Changes to Security Administrator "%" CANCELLED****Source:** Security**Explanation:** You canceled from a SecAdmin profile; all changes (including DISCLAIMERS) are ignored.**Action:** No action required.**Changes to tables permissions for object set "%" CANCELLED****Source:** Security**Explanation:** You were specifying table permissions while defining object set permissions. You requested to cancel any changes you had made to these specifications. This does not affect any permissions updated and saved in the other contexts.**Action:** No action required.**Changes to the STANDARD menu are not allowed****Source:** Menu Definer**Explanation:** You pressed <PF3> or <PF6> to save changes to the STANDARD menu.**Action:** To save your changes, change the name of the menu.**Changes to userid "%" CANCELLED; Current Group is "%"****Source:** Security**Explanation:** You canceled changes to your user profile.**Action:** No action required.



**Changes to userid "%" CANCELLED; Current Group is null****Source:** Security**Explanation:** You canceled changes to your user profile, and you are notified that you are not operating out of any group.**Action:** No action required.**Changes to userid "%" CANCELLED****Source:** Security**Explanation:** You canceled from the user profile screen. Any changes to the your profile or memberships are ignored.**Action:** No action required.**Changes to userid "%" SAVED; Current Group is "%"****Source:** Security**Explanation:** You saved the User Profile screen. Any changes made to the profile are committed and you are informed of your current group.**Action:** No action required.**Changes to userid "%" SAVED; Current Group is null****Source:** Security**Explanation:** You saved changes to your user profile, and you are notified that you are not operating out of any group.**Action:** No action required.**Changes to userid "%" SAVED****Source:** Security**Explanation:** A Security Administrator or a System Administrator has saved changes to a user profile. Any changes to either the profile or the memberships are committed.**Action:** No action required.**Check for an invalid printer name****Source:** Report Server**Explanation:** If report output has been directed to a system printer, either the name used in the Execution Environment parameter is incorrect or the printer is not active.**Action:** Verify printer name is valid and has been started.**CHECKING FOR TABLE DEFINITIONS TO UNBIND****Source:** Promotion**Explanation:** The Promotion tool is checking for table definitions that it has to unbind to promote a new table definition.**Action:** No action required.**CLC key must be syntax:B length:4 and null Src & Source Name****Source:** Table Definer**Explanation:** You specified the incorrect attributes for the CLC key field. The syntax and length must be binary (B) and 4 respectively, whereas the source indicator and source name must be null.**Action:** Modify the attributes for the key field accordingly.

**Clear access of TABLE % by % denied****Source:** Audit Log Message**Explanation:** The user is denied access to clear the table using the CLRTAB builtin or the \$CLRTAB builtin.**Action:** The user can ask someone who has CONTROL access to the table to provide DELETE or MODIFY\_DEFN access, as required. CLRTAB needs both. \$CLRTAB needs DELETE access.**CLEARANCE of user cannot exceed your own (%)****Source:** Security**Explanation:** While updating a User Profile for one of your subjects, you have specified the user's clearance level to be higher than your own. This is not allowed.**Action:** Change the clearance specification for the user to be less than or equal to your own.**CLEARANCE should NOT exceed % (that of Users SecAdmin)****Source:** Security**Explanation:** You are updating a User Profile and have set the user's clearance so that it exceeds that of the SecAdmin of the user. The SecAdmin will be unable to share ownership privileges with that user for any of the objects owned by the user which have a classification greater than that of the SecAdmin. This is due to mandatory security policy which prohibits such access.**Action:** The user's clearance should be set as less than or equal to that of the SecAdmin. Or the user should be assigned to another SecAdmin with a higher clearance. This can be done in the Manage SecAdmin for the user's current SecAdmin or for the preferred SecAdmin.**Cleared table %****Source:** Copy Definition**Explanation:** The specified table was cleared. This is part of the audit trail for the copy tool.**Action:** No action required.**Close of "%" dataset failed; module "%"; R15 = %****Source:** Session Manager**Explanation:** Close of sort work data set failed. The DDNAME, the module name, and the return code are supplied for diagnostic purposes.**Action:** Call your system administrator to check the return code in Register 15 against the appropriate vendor's manual. Correct the problem as required.**CLRTAB failed due to minimal table definition****Source:** Table Editor**Explanation:** CLRTAB failed. Requested table to be cleared is a minimal table definition.**Action:** No action required. Refer to the Shareable Tools manual for more information about CLRTAB.**Cntl Fld duplicate; % field "%" is referred to more than once****Source:** Report Definer**Explanation:** The same field appears more than once in the Field Definition Area.**Action:** Remove all redundant references to the same field.

**Codepage invalid for locale.codepage: %****Source:** TAM**Explanation:** The codepage of the local.codepage combination is invalid.**Action:** Specify a correct codepage value.**COL specified is invalid : "-%"****Source:** Report Definer**Explanation:** Only positive column displacements can be defined.**Action:** Provide a positive column value in the definition of the indicated report field.**Column argument larger than maximum row size****Source:** Builtin Routines**Explanation:** Internal error. The message log contains a more detailed error message.**Action:** Do the following:

1. Press <PF2> and print the log.
2. Contact TIBCO Support with the log and a description of the actions performed before the message was displayed.

**Column argument less than 1****Source:** Builtin Routines**Explanation:** Internal error. The message log contains a more detailed error message.**Action:** Do the following:

1. Press <PF2> and print the log.
2. Contact TIBCO Support with the log and a description of the actions performed before the message was displayed.

**Combination of table parameters, selection string, and ordering too long for rule executor****Source:** Interpreter**Explanation:** Internal error. The message log contains a more detailed error message.**Action:** Do the following:

1. Press <PF2> and print the log.
2. Contact TIBCO Support with the log and a description of the actions performed before the message was displayed.

**Command "%" is ambiguous****Source:** General**Explanation:** Another primary command has the same prefix as the indicated short-form command.**Action:** Expand the command to make it unique.**Command "%" is not supported; <PF1> = HELP****Source:** General**Explanation:** You entered an invalid command.**Action:** Enter a valid command. If necessary, press <PF1> (Help) to see a list of the valid commands.**Command "%" is not supported; press PF1 for Help****Source:** Table Definer**Explanation:** The indicated command is not supported by the Table Definer for MetaStor IMS tables.**Action:** Press <PF1> for a list of valid primary commands or consult the Accessing IMS Data manual.

**Commit in % due to maximum number of updates has been reached****Source:** Copy Definition**Explanation:** A commit was made in the specified table. This is part of the audit trail for the copy tool.**Action:** No action required.**COMMIT LIMIT reached - SAVE updates before continuing****Source:** Table Editor**Explanation:** You have edited the maximum number of occurrences that the buffer will hold. These updates must be saved before you can edit more occurrences.**Action:** Type SAVE to save the updates before continuing.**COMMIT while copying %****Source:** Copy Definition**Explanation:** An intermediate commit was made since commit limit was reached.**Action:** No action is required.**COMMIT while deleting %****Source:** Copy Definition**Explanation:** Committed the intent list while deleting the object. This is part of the audit trail for the copy tool.**Action:** No action is required.**Communication area for "%" has not been supplied****Source:** Builtin Routines**Explanation:** A communication area must be set up by the caller of TIBCO Object Service Broker if \$GETENVCOMMAREA is to be called. This also applies to \$SETENVCOMMAREA in some environments.**Action:** Confirm that you are using the right environment/tool setup.**Communication area for "%" is too small****Source:** Builtin Routines**Explanation:** The size of the parameter VALUE of \$SETENVCOMMAREA exceeds the smaller of:

- Size of the communication area set up by the caller of TIBCO Object Service Broker.
- 32 KB - 1

**Action:** Use a bigger communication area or a smaller value.**Complete all key values****Source:** Table Editor**Explanation:** You did not specify the values for all the key components of a composite key table.**Action:** Specify the values for all the key components.**Complete cross-reference for library % has been DELETED****Source:** Global Cross Ref. Search**Explanation:** You asked to have the cross-reference deleted. This is done.**Action:** No further action is required.

**Complete table parameters****Source:** Table Editor**Explanation:** When attempting to browse or edit a parameterized table you have pressed <Enter> before supplying the values for the parameter(s).**Action:** Do one of the following:

- Supply parameter value(s).
- Press <PF3> or <PF12> to exit from the prompt.

**Completed CLEAR of DATA of table: %****Source:** Copy Defn/Data**Explanation:** This message confirms that data was deleted from the table.**Action:** No action.**Composite key components must be consecutive****Source:** Table Definer**Explanation:** You cannot have fields that are not part of the composite key between fields that are part of the composite key.**Action:** Either make the non-key field a key field, or move the field after the last key component.**CONFIRMATION NOT RECEIVED, CHANGE REQUEST NOT SENT****Source:** S6BTLADM - SEGMENT/DASD**Explanation:** You failed to press the required function key to confirm your change request. The pending changes have been abandoned.**Action:** No action required.**CONFIRMATION NOT RECEIVED, PREVIOUS REQUEST IGNORED****Source:** S6BTLADM -Resource Management**Explanation:** The prior request was one which resulted in a confirmation prompt before the action could be performed. The response to the prompt was not valid to allow the action to continue. The original action requested will be ignored.**Action:** No action.**Conflicting attributes: PROTECTED & REQUIRED****Source:** Screen Definer**Explanation:** You have defined a field with PROTECT=Y and RQD=Y. This is incompatible as you cannot change a protected field.**Action:** Change PROTECT=N or RQD=N, or change both to N.**Connection failed, reason=x"%"****Source:** TAM**Explanation:** The gateway (server) failed to connect to the Data Object Broker.**Action:** Take appropriate action, depending on the RETURN and REASON codes following the character x, which are described below:

- 0800 - Compatibility code not supplied: contact TIBCO Support.
- 0804- Compatibility-level error: contact TIBCO Support.
- 0808 - Connection type parameter was not supplied: contact TIBCO Support.
- 080C - Userid parameter not supplied: contact TIBCO Support.
- 0810 - Connection type parameter (RGNTYPE)value is not valid: contact TIBCO Support.

- 0814 - Fail Safe level 1 required. Data Object Broker is at Fail Safe level 1 and requires that all gateways (servers) connect with Fail Safe level 1.
- 0818 - Server type/ID value not supplied: contact TIBCO Support.
- 081C - Tam server connection rejected, invalid partner identifier: contact TIBCO Support.
- 0C00 - TIBCO Object Service Broker is not accepting any logons. TIBCO Object Service Broker is possibly in a quiesce state or operator stopped logon access.
- 0C04 - Storage not available: contact TIBCO Support.
- 0C08 - Connection restricted to operators at this time by request of the TIBCO Object Service Broker administrator.
- 0C0C - Batch connections are not being accepted at this time by request of TIBCO Object Service Broker administrator.
- 0C10 - Userid is already active. Previous server started with identical IDPREFIX parameter. Change the IDPREFIX startup parameter and restart the server.
- 0C14 - Execution Environment limit already reached: contact TIBCO Support.
- 0C18 - Peer region is not specified in region's PEERS Data Object Broker parameter: contact TIBCO Support.

### CONNECTION LIST RETRIEVAL ERROR

**Source:** S6BTLADM - USER ACTIVITY

**Explanation:** When attempting to retrieve information to build the next screen an error was detected.

**Action:** Review the joblog for possible additional message which may help identify the cause of the problem. Retry your request. If the problem persists contact TIBCO Support.

### CONNECTION TO THE DATA OBJECT BROKER FAILED, RC=XXXX

**Source:** S6BTLADM - COMMON MESSAGES

**Explanation:** After the communication pathway to the desired Data Object Broker was acquired, the request to initiate communication was rejected. Refer to S6BKC036 for return code explanation.

**Action:** Refer to the accompanying messages to determine the appropriate action.

### Connection with Data Object Broker lost

**Source:** TAM

**Explanation:** Communication with the Data Object Broker has been lost. This may be caused by a VTAM or Cross Memory Services error, or because the Data Object Broker is not available.

**Action:** Verify that the Data Object Broker is started and available. You can also check previous messages for more information.

### Content is pending placement; use <PF17> to PASTE

**Source:** Screen Definer

**Explanation:** The contents have been cut, and they are awaiting placement.

**Action:** Paste the contents.

### Continue request %

**Source:** Promotion

**Explanation:** You have accepted or canceled your continued modifications to an existing change request.

**Action:** No action required.

**CONTROL access allowed for userid entries only; "%" is a Group****Source:** Security**Explanation:** Either while specifying default permissions, or while managing permissions to an individual object, you specified that a group is to have control access to an object. Control access is permitted for userids only.**Action:** If you want everyone in the group to be allowed to control the object, you can use the VIEW GROUP function to view and select all the users in the Group. If any new members are added to the group after this, you will have to add each new user to the permissions list manually, or remove the group entry from the list by replacing it with blanks, nulls, or another user name.

If you do not want everyone in the group to have control access, set the control mode to N for the group entry.

**Control card specification cancelled****Source:** Batch Control Card**Explanation:** The control card specification is not saved and all changes are canceled as requested.**Action:** No action required.**Control card specification saved****Source:** Batch Control Card**Explanation:** The control card specification for the Batch Unload utility was saved as requested.**Action:** No action required.**Control field specified as "%-by" not a defined report field****Source:** Report Definer**Explanation:** The field specified for the control attribute is not a report field which appears in the definition area of the report table.**Action:** Correct the report field name on the control screen or add it to the definition area.**Controlling field "%" of break "%" is not a report field of the body of report "%"****Source:** Report Server**Explanation:** The report field that a break is based on must be a report field of the body report table.**Action:** Use the Report Definer to correct the definition of the report.**Controlling report table "%" of report "%" overlays a titles report table****Source:** Report Server**Explanation:** The starting row for a body report table overlaps the rows of a title report table.**Action:** Either start the body on an unused row, or move the origin of the title report tables.**Controlling table "%" of break "%" is not the body of report "%"****Source:** Report Server**Explanation:** The controlling table field of the named report break table is not the body table name of the report. Only one body report table is allowed for a report.**Action:** Use the Report Definer to correct the definition of the report.

**Conversion error between value selected from PROMPT and target****Source:** Field Help for Reference**Explanation:** The value selected from the prompt cannot be converted into the type and syntax of the target field.**Action:** Contact your System Administrator.**Conversion error detected when computing report function "%"****Source:** Report Server**Explanation:** The string OF-Field of a report function contained a value that cannot be converted to a number.**Action:** Verify the input data for the OF-Field of the report function.**Conversion error for field "%". Contains restricted value for High Level Language program buffer****Source:** Builtin Routines**Explanation:** In converting table data for presentation to a High Level Language Interface program, a field has been found to contain a restricted value that is used to represent an "unassigned" field value. This value is the smallest negative value that the field can hold. For a 2-byte binary field, the value is -32,768. For a 4-byte binary field, the value is -2,147,483,648.

For data integrity reasons, processing is terminated because TIBCO Object Service Broker cannot differentiate between a legitimate value and the "null" designation.

**Action:** The restricted value must be removed from the field occurrence before the conversion can successfully proceed.**Conversion error for field "%" while reading from High Level Language program buffer****Source:** Builtin Routines**Explanation:** Internal error.**Action:** Contact TIBCO Support.**Conversion error for field "%" while writing to High Level Language program buffer****Source:** Builtin Routines**Explanation:** Internal error.**Action:** Contact TIBCO Support.**Conversion error on assignment to %., possible definition error****Source:** Interpreter**Explanation:** Internal error. The message log contains a more detailed error message.**Action:** Do the following:

1. Press <PF2> and print the log.
2. Contact TIBCO Support with the log and a description of the actions performed before the message was displayed.

**Conversion error on table %; occurrence skipped % %****Source:** Unload/Load**Explanation:** The syntax of a table field is incompatible with the target table field. LOAD bypasses the table occurrence and does not load it.**Action:** Ensure that the definition of the table, screen, or report is correct.



**Conversion error when evaluating source of report field "%" of report table "%"****Source:** Report Server**Explanation:** The value of the source cannot be converted to the type and syntax of the derived report field. Either the value is too big to be stored in the derived report field, or the value is a nonnumeric string, and the derived report field has a numeric syntax.**Action:** Do one of the following:

1. Use the Report Definer to enlarge the derived report field.
2. Use the Report Definer to look at the source of the derivation and determine where the nonnumeric string is produced.

**Conversion error while building OBJECT argument for debugger****Source:** Builtin Routines**Explanation:** Internal error.**Action:** Contact TIBCO Support.**Conversion of field "%" to a string failed; Conversion not allowed to string****Source:** Builtin Routines**Explanation:** Formatting of a table buffer by \$FORMATROW failed. The value of the i-th field could not be converted to a string.**Action:** Contact TIBCO Support.**Conversion of field "%" to a string failed; Field contains bad data bytes****Source:** Builtin Routines**Explanation:** Formatting of a table buffer by \$FORMATROW failed. The value of the i-th field contains invalid data for the type and syntax of the field. The table data may be corrupt.**Action:** Contact TIBCO Support.**Conversion of field "%" to a string failed; Field type and/or syntax not allowed****Source:** Builtin Routines**Explanation:** Formatting of a table buffer by \$FORMATROW failed. The value of the i-th field has an invalid type and/or syntax.**Action:** Contact TIBCO Support.**Conversion of field "%" to a string failed; String value is too large****Source:** Builtin Routines**Explanation:** Formatting of a table buffer by \$FORMATROW failed. The value of the i-th field is too long for formatting. Strings are limited to a maximum of 256 characters.**Action:** Contact TIBCO Support.**Conversion parameter error detected in %. Conversion of % % to % % failed****Source:** Interpreter**Explanation:** Internal error. The message log contains a more detailed error message.**Action:** Do the following:

1. Press <PF2> and print the log.
2. Contact TIBCO Support with the log and a description of the actions performed before the message was displayed.

**Conversion routine parameter error detected for % routine "%"****Source:** Interpreter**Explanation:** Internal error. The message log contains a more detailed error message.**Action:** Do the following:

1. Press <PF2> and print the log.
2. Contact TIBCO Support with the log and a description of the actions performed before the message was displayed.

**Copied % field(s) from the field dictionary****Source:** Field Dictionary**Explanation:** The % represents the number of fields copied from the dictionary list.**Action:** No action required.**Copied % from % where % = %****Source:** Copy Definition**Explanation:** Copied an object X from Y where "field name" = "instance". This is part of the audit trail for the copy tool.**Action:** No action is required.**Copied % from %****Source:** Copy Definition**Explanation:** Copied X from Y. This is part of the audit trail for the copy tool.**Action:** No action required.**Copied reference data table %****Source:** Copy Definition**Explanation:** Copied the indicated reference table. This is part of the audit trail for the COPY tool.**Action:** No action required.**Copied reference data table %****Source:** Copy Defn/Data**Explanation:** The copy of the named reference data table was successful.**Action:** No action required.**COPY/APPEND error - table "%" is not defined****Source:** Report Definer**Explanation:** You tried to copy or append a table that does not exist.**Action:** Change the table name given for the COPY or APPEND command to an existing table.**COPY/APPEND performed. WARNING: CONTROL info not copied****Source:** Report Definer**Explanation:** The requested COPY or APPEND has been performed. Control information (e.g., SORT, BREAK) has not been copied.**Action:** No action required.**COPY/APPEND performed. WARNING: Not all requested fields are copied****Source:** Report Definer**Explanation:** The requested COPY or APPEND has been performed, but not all the selected fields could be copied because of insufficient space.**Action:** No action required.

**Copy failed: "%" is an invalid library name****Source:** Copy Rule or Copy Library**Explanation:** The name of the library is either longer than 8 characters or it does not follow TIBCO Object Service Broker syntax rules for valid names.**Action:** Check the Processing manual for valid name syntax and reenter the command.**Copy failed: % library "%" not found****Source:** Copy Rule or Copy Library**Explanation:** The indicated source or destination library cannot be found.**Action:** Verify the existence of the indicated library.**Copy failed: %****Source:** Copy Definition**Explanation:** The copy operation has failed.**Action:** Press <PF2> to see the log for the cause of the failure.**Copy failed: %****Source:** Copy Defn/Data**Explanation:** This message indicates that the copy failed and why.**Action:** No action.**Copy failed: Source and Destination libraries are the same****Source:** Copy Rule or Copy Library**Explanation:** You have to copy rules from one library to different one.**Action:** Change either the source or destination library so the two libraries are not the same.**Copy failed: locking prevents copy to library "%"****Source:** Copy Rule or Copy Library**Explanation:** The COPY failed. Another user has a read lock on that library or is updating the same rule that you are trying to copy.**Action:**

1. Wait and retry the COPY.
2. Contact the owner of the library to determine what the conflict might be.

**Copy failed: no rule "%" in library "%"****Source:** Copy Rule or Copy Library**Explanation:** The rule named as the source for the COPY does not exist in the specified library.**Action:** Verify the existence of the rule in the source library and the name of the rule.**Copy failed: security prevents copy to library "%"****Source:** Copy Rule or Copy Library**Explanation:** You attempted to copy to a library that has a security level or group that is outside your classification.**Action:** Contact the Security Administrator or library owner to obtain update access to the destination library.

**Copy failed: security prevents copying from library "%"****Source:** Copy Rule or Copy Library**Explanation:** Your request to copy a set for rules from the specified library could not be completed. You do not have sufficient clearance or sufficient permissions (both VIEW\_DEFN and READ) to copy rules from this library.**Action:** Contact your Security Administrator or the libraries owner and request sufficient clearance/permission to copy rules from this library.**Copy failed: Source library % is empty****Source:** Copy Rule or Copy Library**Explanation:** There are no rules to copy in the source library.**Action:** Copy from a library which is not empty.**Copy failed: Table @DEFNS is empty and Source and Dest locations are the same****Source:** Copy Defn/Data**Explanation:** When copying within one location, you have to avoid copying an object onto itself by changing the name, or library in case of a rule.**Action:** Populate the @DEFNS table to control name and library. See the manual.**Copy failed: unable to copy rule "%"****Source:** Copy Rule or Copy Library**Explanation:** The COPY failed when copying the specified rule.**Action:** Contact the owner of the library. Ensure that no other users are accessing the destination library, then retry the COPY.**Copy failed: unable to copy to library "%"****Source:** Copy Rule or Copy Library**Explanation:** The specified library is known to be an invalid destination for the COPY program.**Action:** Change the destination library name.**Copy failed: unable to update library "%"****Source:** Copy Rule or Copy Library**Explanation:** An error was encountered when updating the destination library with the rule; an access problem exists for this library.**Action:** Contact the owner of the library or the System Administrator to check the destination library.**Copy process ended: at least 1 object was not copied. Press PF2****Source:** Copy Definition**Explanation:** A problem has occurred when copying at least one of the objects. By pressing <PF2>, you will see a log of the copy.**Action:** Press <PF2> to see the log of the copy to find out where the error occurred.**Copy request cancelled****Source:** Screen Definer**Explanation:** In the Screen Table Painter, you requested and then canceled the COPY operation.**Action:** No action required.

**Copy successful****Source:** Copy Definition**Explanation:** The COPY operation has been successfully completed.**Action:** No action required.**Core Item entry DELETED****Source:** General Table Definer**Explanation:** You requested to delete an entry from some core information about the MetaStor table you are defining and the item has been deleted.**Action:** No action required.**Correct syntax is "ch str1 str2 {all}"****Source:** Character-based Text Editor**Explanation:** Your CHANGE command has a syntax error. The correct syntax is given in the message.**Action:** Check that your CHANGE command is in the correct form. For example, if you want to change all occurrences of the string "today" to "tomorrow", you would enter the command as:

```
ch today tomorrow all
```

**Correct syntax is "f str"****Source:** Character-based Text Editor**Explanation:** Your FIND command has a syntax error. The correct syntax is given in the message.**Action:** Check to ensure that your FIND command is of the correct form.**Could not access session log****Source:** Batch Client**Explanation:** The session cannot create the log or write to the log.**Action:** Check the log file path.**Could not find field/literal to be removed****Source:** Screen and Report Painters**Explanation:** The field/literal to be removed could not be found.**Action:** No action required.**Could not find object "%" for break event "%"****Source:** Builtin Routines**Explanation:** Internal error.**Action:** Contact TIBCO Support.**Could not find reference for %****Source:** Copy Definition**Explanation:** The reference data for the indicated object could not be found. This is part of the audit trail for the copy tool.**Action:** Make sure that the object has data.**Could not find reference for %****Source:** Copy Defn/Data**Explanation:** The reference data table could not be found.**Action:** No action.

**Could not OPEN/READ file; please respecify****Source:** Unload/Load**Explanation:** The file name or path was not correct, or the file was not of the correct type.**Action:** Check the file name, and path if present. Check that the file is an unload file, and that it was written with the same DSBIFFTYPE parameter as you have set now.**Could not OPEN/WRITE file; please respecify****Source:** Unload**Explanation:** You have requested to have the specified objects unloaded into the specified file; however, the file could not be opened or written to.**Action:** To have the specified objects unloaded, you must supply a file name which can be both opened and written to.**Could not open dataset for "%", %****Source:** Builtin Routines**Explanation:** You called routine @READDSN or @WRITEDSN, but the data set corresponding to the DSNAME argument of the routine @OPENDSN cannot be opened.**Action:** Check that the specified data set is defined.**Count field must be syntax:B length:4 Src:C****Source Name:**COUNT**Source:** Table Definer**Explanation:** The count field that you specified has incorrect attributes.**Action:** Modify the attributes accordingly.**Countfield must be entered for repeating structures****Source:** ADABAS Definer**Explanation:** Missing value for NAME OF COUNTFIELD. This field is required for table definition with repeating fields.**Action:** Enter ADABAS field name for countfield.**Create definition of GROUP % by %****Source:** Audit Log Message**Explanation:** The specified group definition was created.**Action:** No action required.**Create definition of LIBRARY % by %****Source:** Audit Log Message**Explanation:** The specified library object was created.**Action:** No action required.**Create definition of PRM TABLE to % by % denied****Source:** Audit Log Message**Explanation:** The user tried to create a PRM table (which is a list of the parameter values) of a source table and has been denied.**Action:** The user can ask someone who has CONTROL access to the source table to provide DEFINE\_PRM access.**Create definition of REPORT % by %****Source:** Audit Log Message**Explanation:** The specified report object was created.**Action:** No action required.

**Create definition of SCREEN % by %****Source:** Audit Log Message**Explanation:** The specified screen object was created.**Action:** No action required.**Create definition of TABLE % by %****Source:** Audit Log Message**Explanation:** The specified table object was created by the indicated user.**Action:** No action required.**Create definition of USERID % by %****Source:** Audit Log Message**Explanation:** A new TIBCO Object Service Broker userid was added to the system.**Action:** No action required.**Create definition of VIEW TABLE to % by % denied****Source:** Audit Log Message**Explanation:** The user attempted to define a SUBVIEW for a table and has been denied access.**Action:** Ask someone who has CONTROL access to the source table to provide DEFINE\_VIEW access.**Creating NEW library "%" (empty rules list bypassed)****Source:** Define Library**Explanation:** You made a request to define a new library. No rules are in the library, so the usual first screen is bypassed and you see the documentation screen immediately.**Action:** No action required.**Creating NEW SecAdmin "%"****Source:** Security**Explanation:** When a new Security Administrator profile is created, the creator sees this prompt in the initial SecAdmin profile as a reminder that this SecAdmin does not currently exist.**Action:** No action required.**Creation of NEW library "%" CANCELLED****Source:** Define Library**Explanation:** You canceled a library definition for a library that did not yet exist.**Action:** No action required.**Cross reference complete. See message log****Source:** Global Cross Reference Build**Explanation:** REFMAKER has succeeded in building a new cross reference. Rules containing indirect calls are listed in the message log.**Action:** The list of rules in the message log should be used to maintain the table @IND\_CALLS.**CTABLE for DB2 data too large for table****Source:** TDS**Explanation:** The DB2 table contains too many fields.**Action:** Reduce the number of fields in the DB2 table definition or contact TIBCO Support.**CTABLE for IMS data too large for table****Source:** TDS**Explanation:** The IMS table contains too many fields.**Action:** Do the following:

- Reduce the number of fields in the IMS table definition.
- Contact TIBCO Support.

### **CTABLE for M204 too large for table**

**Source:** TDS

**Explanation:** The Model 204 table defined is too large to fit in internal program storage.

**Action:** Increase the XTABLESIZE parameter in the Data Object Broker startup parameters.

### **CTABLE segment data for IMS data missing at level %**

**Source:** TDS

**Explanation:** The IMS table or the associated IMS database is incorrectly defined.

**Action:** Check the table and database definitions.

### **Current date can not be in given date range**

**Source:** Secure Audit Log

**Explanation:** You attempted to purge the audit log contents of a given date range and that range included today's date. This was not allowed since the audit log contents of the current day could not be purged.

**Action:** Change the date specification to exclude the current date and try again.

### **Current group "%" is not a valid external userid**

**Source:** External Gateways

**Explanation:** The TIBCO Object Service Broker current group is either null or more than 8 characters long.

**Action:** Specify a valid current group value that will be accepted as a valid external user ID.

### **Current Group cannot be "ALL"; instead use NO current group**

**Source:** Security

**Explanation:** In the User Profile, you made a request to change the current group to ALL. This is not valid.

**Action:** To indicate that you do not want to operate out of a group, remove the ALL entry from the CURRENT GROUP field by using the EOF key or by overstriking the entry with blanks. Your requests to access data will be authorized if your userid or the group ALL are allowed the requested access.

### **CURRENT GROUP changed to "%"**

**Source:** Security

**Explanation:** You changed the CURRENT GROUP field in the user profile and pressed <Enter> or a PF key. The current group is changed as requested.

**Action:** No action required.

### **CURRENT GROUP changed to null (not operating out of any group)**

**Source:** Security

**Explanation:** In the User Profile screen, you changed the CURRENT GROUP field to NULL and pressed <Enter> or a PF key.

**Action:** No action required.

### **Cursor % has already been defined, no code generated**

**Source:** Host Language Interface

**Explanation:** A cursor by the same name has already been declared.

**Action:** Change the name of this cursor, or remove the previous cursor declaration.



**Cursor % is not defined or does not access table %****Source:** Host Language Interface**Explanation:** The cursor used in this command is either not declared, or is declared to access a different table.**Action:** Change the cursor in the query or correct the cursor declaration.**Cursor % is not defined****Source:** Host Language Interface**Explanation:** This query references a cursor that has not been declared.**Action:** Check the cursor name; if necessary, declare the cursor.**Cursor % is not open****Source:** Host Language Interface**Explanation:** This query attempts to use a cursor that has not been opened.**Action:** Add the command to open the cursor.**Cursor % must have parameters specified explicitly for DELETE****Source:** Host Language Interface**Explanation:** The declaration of the indicated cursor does not include parameter values. These must be included in the cursor declaration for DELETE.**Action:** Correct the cursor declaration.**Cursor does not have % fields****Source:** Host Language Interface**Explanation:** The declaration of the cursor does not specify the indicated number of fields that are required for this command.**Action:** Correct the command or the cursor declaration.**Cursor is not positioned on a field****Source:** Screen Definer**Explanation:** To perform the operation you have requested, the cursor must be positioned on a field in either the Image or Definition areas of the screen.**Action:** Move the cursor so that it is positioned on the desired field in either the Image or Definition areas of the screen. Then perform the desired operation again.**Cursor must be positioned on a screen table entry****Source:** Screen Definer**Explanation:** You have pressed <PF6> to paint a screen table but the cursor is not positioned on a screen table.**Action:** Position the cursor on a row containing a screen table entry, and press <PF6> again.**Cursor must be positioned on the % to be %****Source:** General**Explanation:** You made a request to DELETE, PAINT, or perform some other option that requires the cursor to be positioned on the chosen object. You did not position the cursor as required.**Action:** Position the cursor properly and reenter the command or press the PF key.

**CURSOR POSITION INVALID, PLEASE POSITION ON DESIRED NODE NAME AND RETRY****Source:** S6BTLADM -Resource Management**Explanation:** The system was not able to identify the node name for which the previous request was raised.**Action:** Reposition the cursor and try the request again.**CURSOR POSITION INVALID, PLEASE POSITION ON DESIRED PATH LINE AND RETRY****Source:** S6BTLADM -Resource Management**Explanation:** You must identify the desired the path you wish to process before pressing <PF11> to stop a specific gateway (server) .**Action:** Reposition the cursor and try again.**CURSOR POSITION INVALID, PLEASE POSITION ON DESIRED RESOURCE AND RETRY****Source:** S6BTLADM -Resource Management**Explanation:** When attempting to display the Resource Detail entry the system was unable to identify the desired entry's type and group.**Action:** Position the cursor on the desired resource name and press Enter.**CURSOR POSITION INVALID, PLEASE POSITION ON THE DESIRED SCHEDULE AND RETRY****Source:** S6BTLADM -Resource Management**Explanation:** The system was not able to identify the desired schedule to process for a Schedule Display of Association List request.**Action:** Reposition the cursor on a displayed schedule name and retry your request.**CURSOR POSITION INVALID FOR DETAIL DISPLAY SELECTION****Source:** S6BTLADM - USER ACTIVITY**Explanation:** When attempting to identify a connection via cursor positioning an error was detected.**Action:** Reposition your cursor and retry the request.**CURSOR POSITION NOT ON VALID ENTRY, PLEASE RETRY****Source:** S6BTLADM - INDOUBT TRX**Explanation:** When you selected a function requiring item selection by cursor position the processing was unable to identify which entry was specified.**Action:** Reposition the cursor and try your request again.**CUT not allowed ... some content is already held****Source:** Screen Definer**Explanation:** You have pressed <PF5> to cut a field but some information is already being held after being cut or copied.**Action:** Press <PF17> to paste the information being held before requesting CUT again.

## Messages beginning with: D

---

### **DASD STATS ARE NOT AVAILABLE**

**Source:** S6BTLADM - SEGMENT/DASD

**Explanation:** A segment must be online in order to obtain the related DASD statistics.

**Action:** Either bring the segment online or select a segment that is online to review its DASD statistics.

### **DAT Field Name % not in CA-Datcom table %**

**Source:** CA-Datcom Table Definer

**Explanation:** You referred to a CA-Datcom field that is not part of the CA-Datcom table on which you are defining the TIBCO Object Service Broker DAT table.

**Action:** Remove the entry. You can use the FIELDS function to determine valid CA-Datcom fields.

### **DAT table defn must reference CA-Datcom Name**

**Source:** CA-Datcom Table Definer

**Explanation:** You did specify a CA-Datcom table name for this TIBCO Object Service Broker DAT table definition.

**Action:** You must specify the CA-Datcom table name; press <PF1> to see a list.

### **DAT tables cannot have PARAMETERS defined**

**Source:** CA-Datcom Table Definer

**Explanation:** You have requested to specify PARAMETERS for this DAT Table Definition. Parameters are not supported for DAT tables.

**Action:** No action required.

### **Data error detected in %. Conversion of % % to % % failed**

**Source:** Interpreter

**Explanation:** You tried to do an operation or assignment of incompatible data types. For example, if you type

```
'A' + 1
```

you get a message such as:

```
Data error detected in ADDITION.
Conversion of VARYING CHARACTER to
BINARY failed.
```

**Action:** Verify that the operands of the expression involved are compatible with the operation performed.

### **Data error detected in conversion of argument # of % routine "%"**

**Source:** Interpreter

**Explanation:** A routine was called with an argument value that cannot be converted to the syntax of the routine argument.

**Action:** Verify the argument value that you pass to the routine.

### **Data exists in % definition; cannot save as % definition**

**Source:** Table Definer

**Explanation:** Data has been added to the table definition since the Table Definer was opened but the table type has been changed.

**Action:** Save as a new table definition or exit without saving.

**Data exists on local node; cannot save as minimal definition****Source:** Table Definer**Explanation:** Data has been added to the local copy of the table since the Table Definer was opened but you are attempting to save as a minimal definition.**Action:** Save as a new table definition or exit without saving.**Data extracted for DBID - % FILE NO. - %****Source:** ADABAS Extract**Explanation:** ADABAS definition for the specified DBID and File No has been extracted.**Action:** No action required.**Data item in expression has an invalid syntax type****Source:** Interpreter**Explanation:** Internal error. The message log contains a more detailed error message.**Action:** Do the following:

1. Press <PF2> and print the log.
2. Contact TIBCO Support with the log and a description of the actions performed before the message was displayed.

**DATA must be set to "Y" before using INSTANCE SELECT function****Source:** Unload**Explanation:** You have requested to specify which instances of the table to unload; however, the DATA indicator for the table is set to N, indicating that you do not want to unload the data.**Action:** If you wish to unload the data and specify which instances of data to unload, set DATA to Y, then request INSTANCE SELECT again.**Data parameter is not allowed for "%" table type****Source:** Table Definer**Explanation:** You have specified a data parameter which is not allowed for the given table type.**Action:** Remove the data parameter from the table definition.**Data parameter must have % attribute set to %****Source:** Table Definer**Explanation:** The SOURCE, SOURCENAME and DEFAULT attributes apply only to the location parameter. A data parameter must have these attributes assigned NULL values.**Action:** Specify a null value for the given attribute of the data parameter.**Data set "%" not found****Source:** Promotion**Explanation:** Objects that you want to extract and apply to another system must go to an interim data set. The specified data set does not exist.**Action:** Allocate a data set.

**Data set name has to be specified for "%"****Source:** Batch Control Card**Explanation:** You did not specify the data set for either the control card specification or the selection specification.**Action:** Specify the data set as required.**Data set parameter of VSM table must be syntax %, length <= %****Source:** Table Definer**Explanation:** A data set parameter of a VSAM table is restricted to the indicated syntax and maximum length.**Action:** Modify the syntax and length of the parameter accordingly.**Data tables LOCKED; displaying UNCHANGED Screen definition****Source:** Screen Definer**Explanation:** In the Screen Definer, you requested to DISPLAY the definition. The data store, however, is locked, so the Screen that is displayed is the one that existed when you entered the Screen Definer.**Action:** No action required. If you want to display the Screen that you modified in the Screen Definer instead of the original one, try again later.**Data tables LOCKED; only definition printed (not screen image)****Source:** Screen Definer**Explanation:** You requested to PRINT the screen definition from the Screen Definer, but the data store is locked. The definition that was printed is the screen currently defined in the Screen Definer, but its screen image cannot be printed.**Action:** No action required. If you want to print the screen image as well, try again later.**Database maintenance level unavailable****Source:** Promotion**Explanation:** The database maintenance level is unavailable from the expected table.**Action:** Contact TIBCO Support.**Dataset "%" for "%" not allocated, dynamic allocation error; RC = %, error = %, info = %****Source:** Builtin Routines**Explanation:** The tool ALLOCDSN failed. The dynamic allocation return code, error code, and info code are supplied.**Action:** To determine the nature of the error, look up the error code in your operating system manual.**Dataset "%" for "%" not found****Source:** Builtin Routines**Explanation:** The argument DSNAME of the ALLOCDSN tool must be the name of an existing sequential data set.**Action:** Verify the name of the data set or allocate one with that name.

**Date return value for "%" overflow****Source:** Builtin Routines**Explanation:** The value returned by the indicated tool is too large to be stored in the date variable.**Action:** If the date variable is defined as binary 2, increase the size to binary 4. Otherwise, contact TIBCO Support.**DB2 creator "%" and/or table "%" does not exist****Source:** Table Definer**Explanation:** The specified DB2 Creator or table (or both) does not exist in the DB2 database.**Action:** Press <PF4> for a list of tables in the DB2 database.**DB2 creator "%" does not exist****Source:** Table Definer**Explanation:** The indicated creator does not exist in the DB2 database.**Action:** Enter an existing creator or press <PF4> to select one.**DB2 Gateway unavailable or request aborted****Source:** TAM**Explanation:** The DB2 Gateway was not started or it failed.**Action:** Verify that the DB2 Gateway and the Data Object Broker are started and available. If this problem persists, contact TIBCO Support.**DB2 SYSTABLES "%" is empty****Source:** Table Definer**Explanation:** The indicated SYSTABLES is empty.**Action:** Specify another server ID.**DB2 Typ "%" is incompatible with metadata Syn "%"****Source:** Table Definer**Explanation:** The indicated MetaStor syntax is incompatible with the indicated DB2 column type.**Action:** Change the MetaStor syntax to a compatible type. See the Accessing DB2 Data manual for a list of compatible DB2 and MetaStor data types.**DBGCOM saved****Source:** Debugger Utility**Explanation:** You have used <PF3> to save the current DBGCOM. This provides feedback.**Action:** No action required.**DBGCOM validated****Source:** Debugger Utility**Explanation:** You have used <PF4> to validate the current DBGCOM. This provides feedback.**Action:** No action required.**DBID & FILE NO. must not be already extracted****Source:** ADABAS Extract**Explanation:** This DBID and FILENO combination has already been extracted and cannot be re-extracted from this option.**Action:** Re-extract from the List of extracted definitions option.**DBID and FILE NO. must be entered****Source:** ADABAS Extract**Explanation:** Values have not been supplied for required fields DBID and FILE NO.**Action:** Specify DBID and FILE NO.

**DDNAME allocation not allowed for parameterized "%" table "%"****Source:** TAM**Explanation:** The table definition for the parameterized Export/Import server table specifies allocation using the DDNAME option. The presence of a DATA parameter and DDNAME allocation are mutually exclusive.**Action:** Either remove the data parameter and allocate the fully qualified PDS member name on the DD statement or perform allocation using the FILE option.**Deallocate failed "%" dataset; module "%"; R15 = %, error = %, info = %****Source:** Session Manager**Explanation:** Deallocation of sort work file failed. The DDNAME, the module name, the return code, and the dynamic allocation error and info codes are supplied for diagnostic purposes.**Action:** Call your system administrator to check the return code in Register 15 against the appropriate vendor's manual. Correct the problem as required.**Debugger failed****Source:** Builtin Routines**Explanation:** Internal error.**Action:** Contact TIBCO Support.**Debugger Terminated****Source:** Builtin Routines**Explanation:** You have entered the EXIT primary command, or pressed <PF12>. This provides feedback.**Action:** No action required.**Debugger trace printed****Source:** Debugger Utility**Explanation:** Provides feedback.**Action:** No action required.**Decimal field length is too large****Source:** Table Definer**Explanation:** For a field with syntax P, the number of decimal places cannot be equal to or larger than twice the length of the IMS field.**Action:** Change the decimal length to be less than twice the length of the IMS field.**Decimal must be 0 except for syntax P****Source:** Table Definer**Explanation:** Only a MetaStor field with syntax P (packed decimal) can have a decimal value larger than 0.**Action:** Enter 0 in the decimal field or change the syntax to P.**Decimal must be 0 for type C syntax P****Source:** Table Definer**Explanation:** You cannot have decimal places if the data type is Count.**Action:** Enter 0 in the DEC field.**Default filter % may not be deleted****Source:** Secure Audit Log**Explanation:** You attempted to delete the specified default filters and this was not allowed. Default filters can be used by any user but they should not be deleted.**Action:** No action is required.

**Default filter % may not be modified - change name to save****Source:** Secure Audit Log**Explanation:** You attempted to modify the definition of the specified default filter and this was not allowed. Default filters can be used by anyone but they cannot be modified.**Action:** You can save the changes to the default filter under a new filter name.**Default permissions for created libraries SAVED****Source:** Security**Explanation:** You saved default permissions for created libraries in the Specify Default Permissions function. Once the information in the Specify Default Permissions screen is saved, the library defaults are applied for any libraries subsequently created by the creating member.**Action:** No action required.**Default permissions for created reports SAVED****Source:** Security**Explanation:** You saved changes to default permissions for created reports and you are now viewing the Specify Default Permissions screen. Default report permissions are not committed unless the Specify Default Permissions screen is saved.**Action:** No action required.**Default permissions for created screens SAVED****Source:** Security**Explanation:** You saved changes to the default screen permissions, and you are viewing the Specify Default Permissions screen. Default screen permissions are committed if the Specify Default Permissions screen is saved, or ignored if the Specify Default Permissions screen is canceled.**Action:** No action required.**Default permissions for created tables SAVED****Source:** Security**Explanation:** You saved changes to the default table permissions and you are viewing the Specify Default Permissions screen. If you save the Specify Default Permissions screen, changes to the default table permissions are committed; otherwise, the changes are ignored.**Action:** No action required.**Default permissions for objects created by "%" SAVED****Source:** Security**Explanation:** You saved default permissions specifications.**Action:** No action required.**Default report % may not be deleted****Source:** Secure Audit Log**Explanation:** Reports with a type of DEFAULT can be used by anybody, but cannot be deleted. If you do not want to see the report in your list, use a selection.**Action:** No action is required.



**Default table % empty; see system administrator**

**Source:** Batch Control Card

**Explanation:** The default table containing the S-type card values is empty.

**Action:** Contact the System Administrator.

**Default table % not found; see system administrator**

**Source:** Batch Control Card

**Explanation:** You are missing a TDS table that contains the default S-type card values.

**Action:** Contact the System Administrator.

**Default value "%" is incompatible with type % syntax % length %**

**Source:** Table Definer

**Explanation:** The indicated default value for the field is incompatible with its type, syntax and length.

**Action:** Change the default value for the field, or change its type, syntax and length.

**Defaults not allowed in definition of derived field "%.%"**

**Source:** TAM

**Explanation:** Derived fields may not specify default values.

**Action:** Remove default values for all derived fields in the definition of the subview table.

**DEFINE can be used only from 1st level of ObjectSet Definer**

**Source:** Object Set Definer

**Explanation:** You attempted to define an object from the Object Set Definer; however, you are already in the process of defining an object set from the Object Set Definer. You cannot go more than one level from the original object set.

**Action:** Save your changes to the current object set. Enter the Object Set Definer for the object set from the workbench instead of the Object Set Definer.

**Define input data table before continuing**

**Source:** Batch Control Card

**Explanation:** The application has not received an import table, nor has an input file been defined to it to provide a source of data.

**Action:** Define an input file on the current screen.

**Defined table % is missing % entry %; No % loaded**

**Source:** Unload/Load

**Explanation:** The definition of the target table is incorrect. No occurrences are loaded.

**Action:** Correct the definition of the target table and load the table again.

**Definer FAILED: %**

**Source:** Object Set Definer

**Explanation:** The definer you invoked from the Object Set Definer failed for the reason given.

**Action:** Look up the message given for the failure for more information.

**Definition and data of table % will be bound****Source:** Table Editor**Explanation:** Your request to bind the definition and data of the indicated table was successful. The next reference to the table in this session, or the first reference to it in any other session, causes its data and definition to be bound for the duration of that session.**Action:** No action required.**Definition and virtual layout for Screen "%" PRINTED****Source:** Screen Definer**Explanation:** The definition and layout for the named Screen has been printed at your request.**Action:** No action required.**DEFINITION ERROR - report table "%" defined twice****Source:** Report Definer**Explanation:** The same report table name appears more than once in the list of report tables and control breaks for this report.**Action:** Specify each report table only once within a report definition.**Definition error : %****Source:** Table Definer**Explanation:** An internal error was detected in the table definition.**Action:** Contact TIBCO Support.**Definition error for report "%": "%" scope report function "%" not supported with specified BY-FIELDS****Source:** Report Server**Explanation:** Because of implementation restrictions, this version of the Report Server cannot compute the report function in question.**Action:** Contact TIBCO Support for more information.**Definition for % updated****Source:** Table Definer**Explanation:** Information of the specified object has been updated.**Action:** No action required.**Definition for object set "%" PRINTED****Source:** Object Set Definer**Explanation:** The definition of the indicated object set was printed.**Action:** No action required.**Definition is currently LOCKED; try again****Source:** Screen Definer**Explanation:** You requested Define Screen from the workbench; however, the data store is locked, preventing the retrieval of the definition.**Action:** Wait and try again.**Definition not saved - use % painter****Source:** Table Definer**Explanation:** You cannot save a report table definition in the Table Definer.**Action:** Use the Report Painter to save the definition.

**Definition of % % created****Source:** Table Definer**Explanation:** The specified object type/object has been successfully created.**Action:** No action required.**Definition of % % does not exist****Source:** Unload/Load**Explanation:** Definition of the indicated object was not found; therefore, it was not unloaded.**Action:** No action required.**Definition of % exists; No % loaded****Source:** Unload/Load**Explanation:** The definition of a table, screen, or report already exists in the system. LOAD does not overwrite the existing definition.**Action:** You can delete the existing object and load the new object if you want to replace the object.**Definition of % saved****Source:** Table Definer**Explanation:** The definition of the specified object has been saved.**Action:** No action required.**Definition of dynamically created table % is unusable****Source:** TAM**Explanation:** The table definition you supplied to the Dynamic Object Facility contains errors.**Action:** Review the data you supplied to the Dynamic Objects Facility and correct the errors.**Definition of field "%" contains a reference to itself****Source:** Report Definer**Explanation:** A derived field was defined which refers to itself in its definition.**Action:** Remove the circular reference.**Definition of parameters for table "%" incorrect, sum of lengths of parameters too large****Source:** Interpreter**Explanation:** Internal error. The definition of the table has been altered.**Action:** Do the following:

1. Press <PF2> and print the log.
2. Contact TIBCO Support with the log and a description of the actions performed before the message was displayed.

Use only the Table Definer to modify table definitions.

**Definition of report "%" deleted****Source:** Report Generator**Explanation:** The definition of the indicated report, together with its corresponding Generator tables, was deleted.**Action:** No action required.**Definition of report "%" saved****Source:** Report Generator**Explanation:** The definition of the indicated report, together with its corresponding Generator tables, was saved.**Action:** No action required.

**Definition of report "%" too large - insufficient temporary memory to build report definition****Source:** Report Server**Explanation:** The definition of the report has exceeded the Report Server storage limits for building a report definition.**Action:** Reduce the complexity of the report by reducing the number of report tables, body report fields, break report fields, fixed report fields, or literals.**Definition of screen % will be bound****Source:** Screen Definer**Explanation:** Your request to bind the definition of the indicated Screen was successful. Subsequent references to the Screen in this session, or the first reference to the Screen in any other session, cause its definition (and the definition of its constituent screen tables) to be bound.**Action:** No action required.**Definition of screen % will not be bound****Source:** Screen Definer**Explanation:** Your request to mark the indicated Screen as not bound was successful. References to this Screen in subsequent sessions will not cause its definition (and the definition of its constituent screen tables) to be bound.**Action:** No action required.**Definition of screen table "%" printed****Source:** Screen Definer**Explanation:** In the Screen Table Painter, you issued a PRINT request and the screen table definition was printed.**Action:** No action required.**Definition of Static SQL for Table % Member % failed****Source:** Static SQL for DB2 Gateway**Explanation:** You were attempting to build Static SQL for the indicated table when an error occurred.**Action:** View the message log for more information about the problem. Fix the problem, and try to generate or remove the Static SQL again.**Definition of table "%" cannot be retrieved****Source:** Table Definer**Explanation:** The definition of the indicated table cannot be retrieved because of an internal error.**Action:** Contact TIBCO Support.**Definition of table "%" copied****Source:** Table Definer**Explanation:** The definition of the indicated table was copied to the table definition screen as you requested in your COPY command.**Action:** No action required.**Definition of table "%" deleted; rights held by %, requestor %****Source:** Table Definer**Explanation:** The definition of the indicated table was deleted. Its promotion rights, however, are still held in the specified library by the specified requestor.**Action:** Notify the requestor that the table definition has been deleted.

**Definition of table "%" deleted****Source:** Table Definer**Explanation:** The definition of the indicated table was deleted after you confirmed your request to delete.**Action:** No action required.**Definition of table "%" not found****Source:** Table Definer**Explanation:** The definition of the indicated table does not exist.**Action:** If your request requires the name of an existing table, use the Object Manager to see a list of tables. See the Managing Data manual for information about the Object Manager.**Definition of table "%" printed****Source:** Table Definer**Explanation:** A copy of the indicated table definition was sent to the printer at your request. You used the PRINT command or pressed <PF13>.**Action:** No action required.**Definition of table "%" saved; rights held by %, requestor %****Source:** Table Definer**Explanation:** The definition of the indicated table was saved. Its promotion rights, however, are still held in the indicated library by the indicated requestor.**Action:** Notify the requestor of any changes made.**Definition of table "%" saved****Source:** Table Definer**Explanation:** The definition of the indicated table was saved at your request by pressing <PF3>.**Action:** No action required.**Definition of table % will be bound****Source:** Table Editor**Explanation:** Your request to bind the definition of the indicated table was successful. The next reference to the table in this session, and the first reference to it in any other session, causes its definition to be bound.**Action:** No action required.**Definition of this special table can not be unloaded****Source:** Unload/Load**Explanation:** The definition of a system table such as FIELDS, EVENTRULES, ORDERING, PARMS, or TABLES cannot be exported.**Action:** No action required.**Definition too large to process for table****Source:** TDS**Explanation:** The table definition is too large to be processed. Possible reasons are:

- Too many fields
- The Data Object Broker parameter CTABLESIZE is too small
- Too many stored selections.

**Action:** Increase the Data Object Broker parameter CTABLESIZE from 8 to 16 to double the CTABLE size to 16K. The Data Object Broker will have to be shut down and restarted with the new parameter.

**Definitions of '%' type '%' not printed****Source:** Print Definition**Explanation:** The object is not printed.**Action:** No action required.**Definitions of '%' type '%' printed****Source:** Print Definition**Explanation:** You are trying to print an object and the object is printed.**Action:** No action required.**DEFN rights requested for invalid object: "%" of type "%"****Source:** Manage Promotion Rights**Explanation:** You are trying to OBTAIN all rights, RELEASE all rights, or TRANSFER all rights on an object. However, the object or its children may have an invalid object type, or may not even exist at all. Therefore the operation fails.**Action:** Check whether the object and its children exist and whether they have an invalid type.**Delete access to % %( % ) by % denied****Source:** Audit Log Message**Explanation:** DELETE access to this object was denied. If the object is a parameterized table, the value of the first parameter for this table instance is indicated.**Action:** The user can ask someone who has CONTROL access to the object to provide DELETE access.**Delete access to TABLE %( % ) by %****Source:** Audit Log Message**Explanation:** The user has deleted data from the given table with the specified parameter.**Action:** No action required.**Delete batch queue failed: %****Source:** Batch Submission Tool**Explanation:** An error was encountered during the deletion of a batch queue definition.**Action:** Contact TIBCO Support.**Delete batch request****Source:** Batch Submission Tool**Explanation:** You made a request to delete a batch request, and now you are required to confirm the request.**Action:** Press <PF22> to delete the batch request, or press any other key to cancel the deletion.**Delete canceled****Source:** Promotion**Explanation:** You started, but did not confirm, the delete of the logs for a specific activity on a change request.**Action:** No action required.**DELETE canceled****Source:** Tool for CA-IDMS Data**Explanation:** <PF22> to delete was pressed, but after getting the confirmation message to delete a subschema definition, some other key besides <PF22> was pressed.**Action:** No action required.

**Delete definition of % % by % denied****Source:** Audit Log Message**Explanation:** The user attempted to delete an object, but only the owner of the object, the owner's Security Administrator, or the System Administrator can delete an object.**Action:** The user can contact one of the above authorized people to delete the object.**Delete definition of GROUP % by %****Source:** Audit Log Message**Explanation:** The specified group definition was deleted.**Action:** No action required.**Delete definition of LIBRARY % by %****Source:** Audit Log Message**Explanation:** The specified library object was deleted.**Action:** No action required.**Delete definition of REPORT % by %****Source:** Audit Log Message**Explanation:** The specified report object was deleted.**Action:** No action required.**Delete definition of SCREEN % by %****Source:** Audit Log Message**Explanation:** The specified screen object was deleted.**Action:** No action required.**Delete definition of TABLE % by %****Source:** Audit Log Message**Explanation:** The specified table object was deleted by the indicated user.**Action:** No action required.**Delete definition of USERID % by %****Source:** Audit Log Message**Explanation:** The indicated TIBCO Object Service Broker userid was removed from the system.**Action:** No action required.**DELETE failed: table "%" not positioned at any row****Source:** Screen Server**Explanation:** The rule attempted to delete an occurrence without specifying the occurrence to be deleted.**Action:** Perform a GET or a FORALL to specify the occurrence to be deleted.**Delete Failed****Source:** Delete Definition**Explanation:** You are trying to delete a table but the operation fails.**Action:** Check and see whether all entered values are valid. Also, check whether the specified table is deletable. If everything is correct but the operation still fails, contact TIBCO Support with the log and a description of the actions performed before the message was displayed.

**DELETE for report table used by other reports****Source:** Report Definer**Explanation:** The report table that you want to delete is referenced in other reports.**Action:** Check that the other reports are not needed or change the other reports to reference another report table.**Delete of rule "%" has been cancelled****Source:** Rule Editor**Explanation:** The DELETE command made to the named rule has been canceled.**Action:** No action is required.**Delete request cancelled****Source:** ADABAS Extract**Explanation:** Delete of extracted data was aborted by user request.**Action:** No action required.**DELETE request CANCELLED****Source:** Object Set Definer**Explanation:** You have canceled your request to delete the object set.**Action:** No action required.**DELETE request for library "%" cancelled****Source:** Define Library**Explanation:** You made a request to delete the library, but you did not confirm the request as required by the system. As a result, the deletion request was canceled.**Action:** No action required.**Delete selected for % % %****Source:** Promotion**Explanation:** You have selected the specified object for deletion. When the change request is promoted, this object will be deleted. If you do not wish this to happen, use the C line command to remove it from the request.**Action:** No action required.**Delete table with data****Source:** Table Definer**Explanation:** Deleting the specified table definition will cause its data to be deleted as well. You must confirm this request by pressing the indicated key.**Action:** Confirm the deletion by pressing the indicated key, or press any other function key to cancel the request.**Deleted %****Source:** General**Explanation:** You pressed <PF22> to confirm that you wanted to delete the specified object.**Action:** No action required.**Deleted %****Source:** Promotion**Explanation:** The specified number of objects have been deleted from the target system.**Action:** No action required.**Deleted data for % tables or table instances****Source:** Promotion**Explanation:** The data of the specified number of tables or table instances have been deleted from the target system.**Action:** No action required.



**DELETED definition of EMPTY library "%"****Source:** Define Library**Explanation:** You confirmed a deletion request for an empty library, and the library was DELETED.**Action:** No action required.**DELETED rules and library definition for "%"****Source:** Define Library**Explanation:** You confirmed your request to delete a library containing rules.**Action:** No action required.**DELETING defn of EMPTY library "%"****Source:** Define Library**Explanation:** You requested the deletion of an empty library and confirmation is now being solicited.**Action:** You can press the specified key to confirm the request and have the library deleted, or press any other function key (including <Enter>) to have the request aborted.**Deleting occurrence "%"; press <%> or type 'confirm' to confirm****Source:** Table Editor**Explanation:** You are about to delete this occurrence. Please confirm or cancel your request.**Action:** If you wish to delete the occurrence, press the specified key or type confirm on the primary command line. Press another key if you do not wish to delete the occurrence.**DELETING OLD VERSIONS OF OBJECTS****Source:** Promotion**Explanation:** The Promotion tool deletes the old objects before loading the new ones.**Action:** No action required.**DELETING rules & library defn for "%"****Source:** Define Library**Explanation:** You made a request to DELETE a library with rules, and now you are being asked to confirm your request.**Action:** You can press the indicated key to have the deletion carried out, or press any other key to have the deletion aborted.**Deletion cancelled****Source:** General**Explanation:** You canceled your request to delete by pressing a key other than <PF22>.**Action:** No action required.**Deletion of % % requested, but is used by % %****Source:** Promotion**Explanation:** The specified screen table or report table selected for deletion is used by the specified Screen or report that you selected for promotion.**Action:** Do one of the following:

- Do not delete the specified screen table or report table.
- Do not promote the specified screen or report.

**Denied "%" access to % "%"****Source:** TAM**Explanation:** The specified object cannot be accessed by a user at that security level.**Action:** Contact the Security Administrator.**Derived indicator must be "S"ource or "D"erived****Source:** Table Definer**Explanation:** The derived indicator is invalid. You must enter either S (the entry in the SOURCE NAME field is a field of the source table), or D (the entry in the SOURCE NAME field is a functional rule).**Action:** Change the derived indicator to S or D.**Derived report field "%" of report table "%" in error; "%" is not the name of a report field****Source:** Report Server**Explanation:** In a call to \$RPTOVERLAP, the indicated report field is not a field of the indicated report table.**Action:** Use the Report Definer to determine the correct report field and report table names. Correct the call to \$RPTOVERLAP by using the Rule Editor.**Descendents in LIST1 are DIFFERENT than counterparts in LIST2****Source:** Definition Differences**Explanation:** The objects in the lists are different.**Action:** No action required.**Description of promotion request saved****Source:** Promotion**Explanation:** The change request was in a pending state before you changed the description. The description has been changed.**Action:** No action required. The change request is still in a pending state.**Description updated****Source:** ADABAS Extract**Explanation:** The description for the particular DBID and File No has been saved successfully.**Action:** No action required.**Designated line cannot be manipulated due to existing data****Source:** Table Definer**Explanation:** You tried to use a line command in the Table Definer, but it cannot work because the table contains data.**Action:** Remove the line command.**Destination object requires a name, library, or environment****Source:** Copy Definition**Explanation:** Since the copy is local (no destination location is specified), the destination object should have at least a new name, library, or environment depending on the object type.**Action:** Depending on the object type, enter either a new name, library, or environment.

**Did NOT Copy %; source & destination object are the same**

**Source:** Copy Defn/Data

**Explanation:** You have specified a copy such that the source and destination are the same. Therefore there is no need to copy.

**Action:** No action.

**Different number of fields in the two lists**

**Source:** Definition Differences

**Explanation:** The two arguments, FIELD1 and FIELD2 have different numbers of fields.

**Action:** Correct the lists of fields to be compared.

**Dimensions of a report page cannot be changed while INSERTing occurrences into the same report**

**Source:** Report Server

**Explanation:** The page length and width of a report cannot be modified while the report is being printed.

**Action:** In the rule application, call SRPTPARMS before the first INSERT into the report.

**Disclaim FAILED: SecAdmin % has lower CLEARANCE than user %**

**Source:** Security

**Explanation:** If a Security Administrator tries to disclaim a user by referring the user to another Security Administrator who has a lower clearance than that user, the disclaim fails.

**Action:** Disclaim the user by referring the user to a Security Administrator who has the same or higher clearance than the user.

**DISCLAIM failed: selected SecAdmin same as current SecAdmin**

**Source:** Security

**Explanation:** The Security Administrator requested to DISCLAIM a userid, but the new Security Administrator specified is the current Security Administrator.

**Action:** If a userid is to be disclaimed, choose another Security Administrator during the disclaim function.

**DISPLAY & TRANSFERCALL rule "%" does not have a handler for VALIDATEFAIL on screen "%"**

**Source:** Interpreter

**Explanation:** The validation exit key was pressed on a screen displayed by DISPLAY AND TRANSFERCALL. A VALIDATEFAIL exception was raised, but an exception handler does not exist in the DISPLAY AND TRANSFERCALL rule.

**Action:** Use the Rule Editor to change the rule invoked by DISPLAY AND TRANSFERCALL. Add an exception handler for VALIDATEFAIL to process the entry of the validation exit key.

**Display access of SCREEN % by % denied**

**Source:** Audit Log Message

**Explanation:** DISPLAY access to this screen object was denied.

**Action:** The user can ask someone who has CONTROL access to the screen to provide DISPLAY access.

**DISPLAY FROM TOP OF DATA****Source:** S6BTLADM - COMMON MESSAGES**Explanation:** The data currently displayed on the screen is the top of the data.**Action:** No action.**Display mask "%" is not a valid date mask****Source:** Screen and Report Painters**Explanation:** The specified display mask is not a valid date display mask.**Action:** Reenter a valid display mask. Refer to the documentation for valid values.**Display mask error detected for report field "%" of report table "%"****Source:** Report Server**Explanation:** The display mask of a report function contains a syntax error.**Action:** Use the Report Definer to change the display mask to a valid syntax.**Display masks are only valid for fields with syntax "B" or "P"****Source:** Field Dictionary**Explanation:** Syntax of the field with the display mask is invalid.**Action:** Specify Binary (B) or Packed (P) for syntax of the field with the display mask.**Display masks are only valid for fields with syntax "B" or "P"****Source:** Screen and Report Painters**Explanation:** You can specify display masks for fields with syntax Binary or Packed only.**Action:** Delete the display mask for this field.**DISPLAY not allowed under batch****Source:** Builtin Routines**Explanation:** The TIBCO Object Service Broker operation DISPLAY is not allowed under batch since there is no terminal associated with the TIBCO Object Service Broker session. A terminal is required for the DISPLAY operation.**Action:** Either run the rule as an interactive TIBCO Object Service Broker user, or else change the rule to not use the DISPLAY operation.**Display of report field "%" for report table "% failed with a conversion error****Source:** Report Server**Explanation:** The conversion of a numeric report field to a string failed during the building of a report page.**Action:** This is an internal Report Server error; contact TIBCO Support.**DISPLAY operation not allowed for this environment****Source:** Screen Server**Explanation:** The TIBCO Object Service Broker DISPLAY operation is not allowed under this environment since there is no terminal associated with the session. A terminal is required for the DISPLAY operation. Examples of environments where there is no terminal are batch, CLI, SDK (C/C++) and SDK (Java).**Action:** Run the rule as an interactive TIBCO Object Service Broker user, or change the rule to not use the DISPLAY operation.

### **DISPLAYED RESOURCE DETAIL ENTRY HAS BEEN UPDATED/INSERTED SUCCESSFULLY**

**Source:** S6BTLADM -Resource Management

**Explanation:** The previous update or insert request has completed.

**Action:** No action required.

### **Disposition of % % in change#% of node % is inconsistent**

**Source:** Promotion

**Explanation:** The disposition of the named object in the specified change request is inconsistent with that in the other selected change requests. You have missed some other changes in the consolidation.

**Action:** Do not include the specified change request, or include other changes such that the disposition of the named object in the specified change is consistent with other select changes.

### **Disposition of % has been changed from % to %**

**Source:** Promotion

**Explanation:** The disposition of the specified object has been changed to match that on the target system. Note that only the change request definition loaded on the target system has been changed, the one in the extract file and the one in the source system will remain intact.

**Action:** You may now proceed to apply the change to the target system.

### **Disposition refreshed**

**Source:** Promotion

**Explanation:** The dispositions of the objects in the change request should match the target system now.

**Action:** You may proceed to apply the change to the target system.

### **Distribution point "%" does not exist in source table**

**Source:** Table Definer

**Explanation:** The distribution point you specified does not exist in the source table.

**Action:** Specify a field of the source table as the distribution point.

### **Distribution point "%" must be syntax: length:% decimal:%**

**Source:** Table Definer

**Explanation:** The indicated field, which you specified as the distribution point, has different attributes from the source table.

**Action:** Modify the attributes accordingly.

### **Do not include % in the join more than once**

**Source:** Print Table

**Explanation:** You added a table that is already in the join.

**Action:** You cannot add a table more than once. You may have to use <PF22> to delete the second instance.

### **Documentation is missing for this object**

**Source:** Global Cross Ref. Search

**Explanation:** The SEARCH tool cannot retrieve the keywords or description of an object.

**Action:** No action required.

**Documentation unavailable %****Source:** Rule Editor**Explanation:** You pressed <PF2> in the window for documentation, but no documentation is available.**Action:** No action required.**Due to locking, cannot % at this time; try again****Source:** Screen Definer**Explanation:** You are trying to DISPLAY, SAVE or PRINT a screen definition, but the data store is LOCKED.**Action:** Try the function again later.**Due to LOCKING cannot complete library DELETION; try again****Source:** Define Library**Explanation:** You requested and confirmed the deletion of a library, but data locking prevents the deletion from occurring at request time.**Action:** You can do one of the following:

- Wait and try to delete again, without leaving the current screen
- Cancel and try again later.

**DUMP ITEM NUMBER MUST BE SPECIFIED****Source:** S6BTLADM - DIAGNOSTIC DUMP**Explanation:** You must specify which dump you wish to initiate by entering the number associated with it.**Action:** Specify a dump number and try your request again.**Dump of active tables****Source:** Interpreter**Explanation:** This message is used by the TIBCO Object Service Broker program that produces the Information Log. It signals the beginning of a list of the tables accessed when the error occurred.**Action:** Study the TIBCO Object Service BrokerInformation Log.**Dump of local variables****Source:** Interpreter**Explanation:** This message is used by the TIBCO Object Service Broker program that produces the Information Log. It signals the beginning of a list of local variables used in the current transaction.**Action:** Study the TIBCO Object Service BrokerInformation Log.**Duplicate CA-Datacom Field Name not allowed****Source:** CA-Datacom Table Definer**Explanation:** You specified two of the TIBCO Object Service Broker fields to use the same CA-Datacom field.**Action:** You can only have one field referring to a given CA-Datacom field. Remove one of the references to the CA-Datacom field.**Duplicate field names in current or another segment****Source:** Table Definer**Explanation:** You cannot have duplicate MetaStor field names in one table.**Action:** Find the duplicate names and make their names unique.

**Duplicate name in this or another segment****Source:** Table Definer**Explanation:** Two identical MetaStor field names were specified in the current segment or another segment. Duplicate names are not allowed in a MetaStor defined table.**Action:** Change the duplicate field names so that each one is unique.**Duplicate NAME is not allowed****Source:** CA-Datacom Table Definer**Explanation:** You have specified a duplicate name for the field.**Action:** Each field must have a unique name; remove one duplicate.**Duplicate NAME is not allowed****Source:** General Table Definer**Explanation:** You have specified duplicate names for some part of the core information about the MetaStor table you are defining.**Action:** You must specify unique names for each entry in the part of the core information. Remove one of the duplicates, or rename it.**Duplicate number is not allowed****Source:** CA-Datacom Table Definer**Explanation:** You have specified a duplicate number for one of the fields.**Action:** You must give each field a unique number. The numbers must be consecutive from 1 to the number of fields, with the primary keys coming first.**Duplicate number is not allowed****Source:** General Table Definer**Explanation:** You have specified a duplicate number, where duplicate numbering is not allowed.**Action:** Respecify the duplicate number to be a unique number.**Duplicate parameter/field name "%" not allowed****Source:** Table Definer**Explanation:** Each parameter or field name must be unique within a table definition.**Action:** Remove the duplicate parameter or field name.**Duplicate specification detected; remove or change entry****Source:** Security**Explanation:** In the screen where the table permissions for an object set are specified, you changed a table name in the list of tables so that the entry duplicates the table specification for another entry in the list. Since the entries are both the same, one is considered invalid.**Action:** Change the table name so that the entry is no longer a duplicate of another entry, or remove the duplicate entry by nullifying or blanking out the table name in that entry.**During attempt to load, % Error(s) occurred****Source:** Unload/Load**Explanation:** The specified number of errors were encountered during loading. This message appears in the user log file.**Action:** No action required.

**During load, % Error(s) occurred; Read the report****Source:** Unload/Load**Explanation:** An error was encountered during the loading process.**Action:** Press <PF2> to view the error messages. You can find more information about the error messages in this manual.**Dynamic ; of ";" failed, Return Code = #, error code = ;, info = ;****Source:** Report Server**Explanation:** An error occurred during allocation or de-allocation of a report server work file. Additional information about the error is included in the message text.**Action:** Using the "Return Code", "error code", and "info" values, refer to the appropriate operating system documentation or give the information to your systems personnel for interpretation.**DYNAMIC UNALLOCATE FAILURE: RC = \_\_\_\_, ERROR = \_\_\_\_, INFORMATION =****Source:** S6BTLADM - COMMON MESSAGES**Explanation:** While attempting to release the allocation of the parameter card data set an error was detected. The message will present the return code, error code and any additional information codes provided by the system.**Action:** Refer to the dynamic allocation/unallocation processes (SVC 99) in the manuals for the operating system to determine the most appropriate course of action.**Dynamically created table cannot be of type %****Source:** TAM**Explanation:** Table types available in the Dynamic Object Facility are:

- CLC
- EXP
- IMP
- MAP
- PRM
- SES
- SUB
- TEM

**Action:** Choose a supported type.



## Messages beginning with: E

---

### Each screen table must have a different name

**Source:** Menu Definer

**Explanation:** You have supplied screen table names for the Session Menu you are defining; however, the name is not unique. Each of these names will be used for a different screen table of the screen for this menu.

**Action:** You must provide unique names for each of the screen tables.

### Either "Defn" and/or "Data" must be Y

**Source:** Object Set Definer

**Explanation:** A table must have either its DEFN and/or DATA set to Y.

**Action:** Set the table's DEFN and/or DATA to Y.

### Either one group or a number of group fields may be selected

**Source:** ADABAS Definer

**Explanation:** You selected both group and group fields. This selection is invalid.

**Action:** Select either a group or a collection of group fields.

### EITHER THE POOL NAME WAS NOT SUPPLIED OR IT IS INVALID

**Source:** S6BTLADM - MEMORY DISPLAY

**Explanation:** You have requested processing of a pool. You have failed to enter a valid pool name for the processing to continue.

**Action:** Correct the pool name and retry your request.

### Empty selection

**Source:** Object Manager

**Explanation:** A SELECT command did not find any occurrences that satisfied it.

**Action:** No action required.

### Encountered "%" when expecting "."

**Source:** Batch Submission Tool

**Explanation:** The field reference in @SCHEDULEMODEL is incorrect. It should be of the form T.F where T is the table name and F is the field name. This check is reporting an incorrect token for ".".

**Action:** Specify "." between the table name and field name for the field reference.

### Encountered "%" when expecting a constant, identifier or "("

**Source:** Rule Editor

**Explanation:** There is a syntax error in your rule.

The token was encountered when a constant value, an identifier, or a left parenthesis was expected.

**Action:** Check the Processing manual for the correct syntax, or cancel the changes.

**Encountered "%" when expecting a field name****Source:** Batch Submission Tool**Explanation:** The field reference in @SCHEDULEMODEL is incorrect. It should be of the form T.F where T is the table name and F is the field name. This check is reporting that the field name is incorrect.**Action:** Specify the correct field name for the field reference.**Encountered "%" when expecting a field name****Source:** Rule Editor**Explanation:** You did not provide a valid field name in an indirect reference of the form: table.field**Action:** Check the Processing manual for the correct syntax and valid field names.**Encountered "%" when expecting a field reference****Source:** Rule Editor**Explanation:** You did not provide a valid field reference in one of the following places:

- In the WHERE clause of a GET statement
- In the WHERE clause of a FORALL statement
- In an ORDERED clause.

Possibly, you did not provide a valid parameter reference in one of the following places:

- In the WHERE clause of an INSERT statement
- In the WHERE clause of a REPLACE statement.

**Action:** Check the Processing manual for the correct syntax and valid field or parameter references.**Encountered "%" when expecting a local variable name****Source:** Rule Editor**Explanation:** You did not provide a valid local variable name after the keyword LOCAL.**Action:** Check the Processing manual for the correct syntax and valid local variable names.**Encountered "%" when expecting a parameter name****Source:** Rule Editor**Explanation:** You did not provide a valid parameter name in brackets after the rule name in the rule header.**Action:** Check the Processing manual for the correct syntax and valid parameter names.**Encountered "%" when expecting a relational operator****Source:** Rule Editor**Explanation:** There is a syntax error in your rule.

The token was encountered when:

- one of the following relational operators was expected =, <, <=, >, >=, ^= (in the condition section of a rule)
- one of the relational operators or LIKE was expected (in a WHERE clause).

**Action:** Check the Processing manual for the correct syntax, or cancel the changes.**Encountered "%" when expecting a rule name****Source:** Rule Editor**Explanation:** You did not provide a valid rule name in one of the following places:

- In the rule header

- In a rule invocation statement (CALL, EXECUTE, TRANSFERCALL, SCHEDULE).

**Action:** Check the Processing manual for the correct syntax and valid rule names.

#### **Encountered "%" when expecting a table name**

**Source:** Batch Submission Tool

**Explanation:** The field reference in @SCHEDULEMODEL is incorrect. It should be of the form T.F where T is the table name and F is the field name. This check is reporting an incorrect table name.

**Action:** Change the table name in the field reference.

#### **Encountered "%" when expecting a table reference**

**Source:** Rule Editor

**Explanation:** You did not provide a valid table reference in one of the following statements:

- FORALL
- GET
- REPLACE
- INSERT
- DELETE
- DISPLAY.

**Action:** Check the Processing manual for the correct syntax and valid table references.

#### **Encountered "%" when expecting an empty string**

**Source:** Batch Submission Tool

**Explanation:** The field reference in @SCHEDULEMODEL is incorrect. It should be of the form T.F where T is the table name and F is the field name. This check has found extra tokens after T.F.

**Action:** Remove the extra token in the field reference.

#### **Encountered "%" when expecting an exception name**

**Source:** Rule Editor

**Explanation:** You did not provide a valid exception name in one of the following places:

- In an UNTIL clause
- After the SIGNAL keyword
- In an ON statement.

**Action:** Check the Processing manual for the correct syntax and valid exception names.

#### **Encountered "%" when expecting an identifier**

**Source:** Rule Editor

**Explanation:** There is a syntax error in your rule. The token was encountered when an identifier was expected.

**Action:** Check the Processing manual for the proper syntax, or cancel the changes.

**End of call list****Source:** Interpreter**Explanation:** This message is used by the TIBCO Object Service Broker program that produces the Information Log. It signals the end of the list of the last 16 rules called before the error occurred.**Action:** Study the TIBCO Object Service Broker Information Log.**End of file reached by "%"****Source:** Builtin Routines**Explanation:** You called the @READDSN tool, but the last record has already been read.**Action:** Supply a handler for exception ENDFILE.**End of selection - % rows returned****Source:** Secure Audit Log**Explanation:** You scrolled to the bottom of the selection list and were informed of the total number of rows in your selection.**Action:** No action required.**End of table dump****Source:** Interpreter**Explanation:** This message is used by the TIBCO Object Service Broker program that produces the Information Log. It signals the end of the list of tables accessed when the error occurred.**Action:** Study the TIBCO Object Service Broker Information Log.**End of traceback****Source:** Interpreter**Explanation:** This message is used by the TIBCO Object Service Broker program that produces the Information Log. It signals the end of the list of rules called before the error occurred.**Action:** Study the TIBCO Object Service Broker Information Log.**END statement ignored due to error in FORALL****Source:** HLIPREPROCESSOR**Explanation:** An error has caused a FORALL statement to be ignored; therefore, there are too many END statements.**Action:** Usually, the FORALL statement needs to be corrected.**Enter/change FIELD DEFINITION for "%"****Source:** Report Definer**Explanation:** An EXPAND FLD operation was requested, and the expanded field definition screen is currently displayed.**Action:** If desired, enter or change the expanded field definition for the displayed field and press <PF3>; otherwise, press <PF10>.**Enter "S" for system, "I" for installation, or "L" for local****Source:** Batch Submission Tool**Explanation:** You specified an invalid search path code on the batch submission screen.**Action:** Valid search path codes are:

- S - System
- I - Installation
- L - Local.

**Enter a FIELD name to perform report function ON****Source:** Report Definer**Explanation:** If a report function has been selected as the derived field definition value, the OF FIELD field must be filled in.**Action:** Enter the name of the field or fields on which to perform the report function. Consult the TIBCO Object Service Broker documentation for further information.**Enter at least 1 field or Only enter completed location parm for minimal defn****Source:** Table Definer**Explanation:** The current type of table requires that you specify at least one field unless this is a minimal definition.**Action:** Specify a field for the table, or if this is a minimal definition, define only the Location parameter including the name of the remote node. See the Managing Data manual for more information about defining fields and minimal definitions.**Enter DB2 creator or press <PF4> for selection****Source:** Table Definer**Explanation:** The DB2 CREATOR field must be filled in.**Action:** Enter the DB2 creator of a DB2 source table or press <PF4> for a list of tables in the DB2 database.**Enter DB2 table name or press <PF4> for selection****Source:** Table Definer**Explanation:** The DB2 TABLE field must be filled in to associate this MetaStor DB2 table definition with a DB2 table.**Action:** Enter the DB2 source table or press <PF4> for a list of tables in the DB2 database. If the DB2 CREATOR field is filled in, <PF4> will show you a list of the tables created by the specified DB2 Creator.**Enter field of "%" to which "%" of "%" is to be related****Source:** Report Generator**Explanation:** The field name of the table that you want to relate to is missing.**Action:** Specify a field name of the indicated table.**Enter M204 file/group name or press <PF4> for selection****Source:** Table Definer**Explanation:** The first step in defining a 204 table is to specify the Model 204 file or group name.**Action:** Enter the file or group name, or press <PF4> to select one.**Enter name of a menu or table****Source:** Menu Definer**Explanation:** You have chosen to have prompting for this item.**Action:** If a menu manager is named in the column entitled MENU\_MANAGER or PROMPT RULE, enter the name of a menu. If an object manager is named in that column, enter a table name.

**Enter name of the rule to be saved in library %****Source:** Report Generator**Explanation:** You specified that you wanted to save the rule that generates this report, but you neglected to provide a name for the rule.**Action:** Enter a rule name or reset the SAVE RULE flag to N.**Enter required field at the cursor position****Source:** Definition Differences**Explanation:** You have forgotten to insert some important information when comparing two objects.**Action:** Insert the missing information at the position located by the cursor.**Enter table to which "%" of "%" is to be related****Source:** Report Generator**Explanation:** You specified the indicated field or parameter of the indicated table, but did not relate it to any other table.**Action:** Enter the name of a preceding table and field or parameter to relate to.**ENTERKEY requested before Screen "%" displayed****Source:** Screen Server**Explanation:** A rule has called the ENTERKEY tool before the screen specified has been displayed.**Action:** Display the screen before calling the ENTERKEY tool.**Entries must be positioned either to the right (R) or left (L)****Source:** Menu Definer**Explanation:** The menu manager can present the input areas to the right or left of the title.**Action:** Indicate R (right) or L (left).**Entry in @SYSTEM\_TABLES not inserted****Source:** Promotion**Explanation:** This message is always preceded by message 10 which says that a report table does not have an entry in TABLES. As a result, no entry will be inserted to @SYSTEM\_TABLES. This implies that the report table will not be recognized as an object on the target system.**Action:** Redefine the report table and promote it in another change request.**Entry level rule to execute % cannot have arguments****Source:** Promotion**Explanation:** The selected entry-level rule to execute cannot require any arguments to be passed to it.**Action:** Fix the rule.**Entry rule flag set to % for %****Source:** Promotion**Explanation:** You have toggled the value of the ENT field for the specified rule. This field indicates whether a rule is an entry rule or not. If you wish to change the value, use the T line command to toggle it back.**Action:** No action required.

**Entry too long; % characters allowed****Source:** Session Manager**Explanation:** You typed an entry that exceeds the length accepted by the field.**Action:** Correct the entry.**Environment ID % not allowed to purge audit log****Source:** Builtin Routines**Explanation:** The user ID that you used to log on to the external environment is not allowed to purge the TIBCO Object Service Broker audit log because it does not appear in the secparm data set with a Y in the required column.**Action:** Contact your system administrator to determine if your environment logon user ID should be allowed to purge the TIBCO Object Service Broker audit log.**Environment ID % not allowed to specify file for audit log****Source:** Builtin Routines**Explanation:** The ID that you used to log on to the external environment was disallowed to specify the archive file for the backup audit log data.**Action:** Contact your system administrator to determine if your environment ID should be allowed to specify the archive file for the TIBCO Object Service Broker audit log data.**Environment stack overflow****Source:** Character-based Text Editor**Explanation:** An internal problem in Script.**Action:** Contact TIBCO Support.**Error(s) found in rule statements****Source:** HLIPREPROCESSOR**Explanation:** Errors were found in TIBCO Object Service Broker statements.**Action:** Correct or remove the erroneous statements.**ERROR: \*\*\* No entry rule to execute \*\*\*****Source:** Promotion**Explanation:** If rules are to be executed at the time of promotion, one rule must be an entry-level rule.**Action:** Contact the application developer to resolve the problem.**ERROR: \*\*\* No PRM table for % \*\*\*****Source:** Promotion**Explanation:** Before all occurrences of a parameterized table can be promoted, a PRM table must exist.**Action:** Create a parameter table for the specified table.**ERROR: \*\*\* Object "%" to be backed up does not exist \*\*\*****Source:** Promotion**Explanation:** The Promotion system tried to take a backup of the specified object before promoting it, but the object does not exist.**Action:** Find out what happened to the object, e.g., who deleted it.

**ERROR: \*\*\* Selected object "%" does not exist \*\*\***

**Source:** Promotion

**Explanation:** Cannot find the object specified which was selected for promotion.

**Action:** Make sure that you have the correct name for the object.

**ERROR: \*\*\* Table % used by promotion system; CANNOT apply \*\*\***

**Source:** Promotion

**Explanation:** The specified table is used by the promotion system and must be applied specially. Customers should not see this message because they should not be modifying TIBCO Object Service Broker system tables.

**Action:** Contact TIBCO Support.

**ERROR: \*\*\* Read the Message Log \*\*\***

**Source:** Promotion

**Explanation:** Detected an error or errors when updating @SYSTEM\_PARMSETS.

**Action:** Read the message log to determine which table causes the failure and act accordingly.

**Error: A parameter may be too long**

**Source:** Character-based Text Editor

**Explanation:** An overflow occurred during the initialization of TED. A value that was passed in for a parameter is too long for the table definition.

**Action:** Correct the parameter.

**Error # was detected by system; meaning:%**

**Source:** Report Server

**Explanation:** The operating system used on the portable platform returned a value other than zero for an internal function; meaning shows the text that corresponds to this value as it was defined by the vendor of the system.

Common errors are

- Security restrictions
- Lack of disk space
- Incorrect system variable settings

**Action:** Inform your local systems support person for corrective action.

**Error % VSAM % "%" for table "%"**

**Source:** TAM

**Explanation:** This is a general VSAM access error. The variables, from left to right, are as follows:

1. The resulting error
2. Either "file" or "DDNAME"
3. The name of the file or the DDNAME
4. The name of the table

**Action:** Contact TIBCO Support.

**ERROR \*\*\* Execution of rule to execute % failed \*\*\***

**Source:** Promotion

**Explanation:** The rule to execute specified with the promotion failed to execute. A dump follows in the log.

**Action:** Correct and execute the rule separately, or back out the change and resubmit the promotion with the corrected rule.



**Error - Mismatched quotes detected****Source:** Object Manager**Explanation:** You have entered a primary command which contains unmatched quotes.**Action:** Correct the quotes in your primary command.**ERROR - Overlap or fit problem for fields and/or headings****Source:** Report Definer**Explanation:** The definition of two or more fields in the definition area or the Paint Screen overlap.**Action:** All changes are erased. Redo any required changes, and ensure that the definitions do not overlap.**Error - Probably bad selection. LIKE <number> not supported****Source:** Object Manager**Explanation:** The specified selection contains an error. A common error is to use LIKE with a number.**Action:** Correct the selection specification.**Error - unable to prompt for this line****Source:** Session Manager**Explanation:** This line specifies that a rule is to be called. Prompting is only supported for rules that are executed.**Action:** Remove the prompting or change the invocation from call to execute.**ERROR archiving Audit Log; %****Source:** Secure Audit Log**Explanation:** You attempted to purge the audit log contents but you were disallowed for the given reasons.**Action:** Make the corrections accordingly and try again.**Error attempting to log in TAMSECMG****Source:** TAM**Explanation:** A security logging error has occurred. In the traceback log, this message will be preceded by a message describing the exact error.**Action:** Review the traceback log for a prior error message. Take appropriate steps based on this prior message.**ERROR changing archive file; %****Source:** Secure Audit Log**Explanation:** You attempted to specify the given file as the archive file but you were disallowed for the given reasons.**Action:** Correct the errors as given and try again.**Error converting "%.%" \*\* %****Source:** Screen Server**Explanation:** The rule is attempting to insert a numerical value into the field of a screen table. The specific reason for the conversion error is given in the message.**Action:** If the value is too big, make the screen table field larger so that it can hold the value.

**Error converting derived field "%.%"****Source:** TAM**Explanation:** The derived field rule has returned a value which cannot be converted to the attributes of the derived field.**Action:** Do one of the following:

- Rewrite the rule so that it returns a value matching the attributes of the derived field.
- Change the attributes of the derived field so that the field matches the return value of the derived field rule.

**Error converting field "% " \*\* %****Source:** Screen Server**Explanation:** An error occurred during the conversion of a numeric value.**Action:** Check that the size of the field is large enough to hold the value.**Error converting parm "% " of table "% "****Source:** TAM**Explanation:** The parameter value does not match the attributes of the parameter in the table definition.**Action:** Do one of the following:

- Change the attributes of the parameter in the table definition to match the existing parameter value.
- Use a parameter value which matches the attribute of the parameter definition.

**Error converting selection for table "% "****Source:** TAM**Explanation:** A value in a selection cannot be converted to the attributes of the target field, (e.g., alphanumeric to numeric).**Action:** Use a value which matches the attributes of the target field in the selection clause or the stored selection.**Error detected during definition build; PRINT aborted****Source:** Screen Definer**Explanation:** In the Screen Definer, you issued the PRINT command; however, a system error in the internal tables prevented the printing.**Action:** Do one of the following:

- Try again during the same Screen Definer session.
- SAVE and then reenter and try to print again.
- SAVE and try to print from the object list.

**Error detected in %. Conversion of % % to % % not allowed****Source:** Interpreter**Explanation:** Internal error. The message log contains a more detailed error message.**Action:**

1. Press <PF2> and print the log.
2. Contact TIBCO Support with the log and a description of the actions performed before the message was displayed.

**Error detected in system dump routine; "%" is not a valid event type; dump of rule error terminated****Source:** Interpreter**Explanation:** This message is used by the program that produces the TIBCO Object Service Broker Information Log; it indicates an internal error.**Action:**

1. Press <PF2> and print the log.
2. Contact TIBCO Support with the log and a description of the actions performed before the message was displayed.

**Error detected in system dump routine; dump of rule error terminated****Source:** Interpreter**Explanation:** Internal error. The message log contains a more detailed error message.**Action:** Do the following:

1. Press <PF2> and print the log.
2. Contact TIBCO Support with the log and a description of the actions performed before the message was displayed.

**Error detected in the definition of the parameters for routine "%"****Source:** Interpreter**Explanation:** Internal error. The message log contains a more detailed error message.**Action:** Do the following:

1. Press <PF2> and print the log.
2. Contact TIBCO Support with the log and a description of the actions performed before the message was displayed.

**ERROR DETECTED WHEN ATTEMPTING TO ISSUE CANCEL USER****Source:** S6BTLADM - USER ACTIVITY**Explanation:** When attempting to send the CANCEL USER request to the Data Object Broker, an error was detected.**Action:** Review the job log for possible additional messages which may help identify the cause of the error. Retry your request. Contact TIBCO Support if the problem persists.**ERROR DETECTED WHEN ATTEMPTING TO ISSUE TRACEID/NOTRACE****Source:** S6BTLADM - USER ACTIVITY**Explanation:** When attempting to issue the change in tracing request an error was detected.**Action:** Review the joblog to determine if there are addition messages which may help identify the cause of the problem. Retry your request. Contact TIBCO Support if the problem persists.**Error detected when loading the definition of report "%"****Source:** Report Server**Explanation:** A table access error occurred when the report server loaded the definition of the named report.**Action:** Contact TIBCO Support.**Error detected when processing % %****Source:** Promotion**Explanation:** The Promotion utility detected an error when processing the specified object during application of the change request.**Action:** See log for the cause of the error. You may reapply the change after you have corrected the error.

**ERROR DETECTED WHEN PROCESSING RESPONSE****Source:** S6BTLADM - MONITOR PROCESS**Explanation:** When validating the values you set for the monitor processing an undetermined error was detected.**Action:** Retry your request. If the problem persists contact TIBCO Support.**Error during default value conversion for "%.%"****Source:** TAM**Explanation:** The default value for a subview field cannot be converted to the target attributes.**Action:** Change the attributes to an allowable type, syntax, length, and number of decimals.**Error during key conversion for table "%"****Source:** TAM**Explanation:** The attributes for the primary key for the subview table cannot be different from those of the source table primary key.**Action:** Change the primary key attributes of the subview table to match the attributes of the source table primary key.**Error during sort of table "%"****Source:** TAM**Explanation:** The system sort was unable to continue.**Action:** Review the message log. You may also want to review the amount of DASD space available for sorting, and increase it to accommodate the largest volume of data to be sorted. Refer to your Installation and Operations manual for DASD allocation.**Error encountered in Server TYPE "%" Server ID "%"****Source:** TAM**Explanation:** A request was sent to a gateway (server) of the indicated type, and an error occurred while processing the request.**Action:** Contact TIBCO Support.**Error executing HELP rule: "%"****Source:** Screen Server**Explanation:** The specified HELP rule failed to execute successfully.**Action:** If this rule has been modified, refer to the traceback. If it has not been modified, contact TIBCO Support.**Error executing PROMPT rule: "%"****Source:** Screen Server**Explanation:** The indicated PROMPT rule failed.**Action:** If user prompting was defined for the field, you can leave the cursor on this field and press <PF1> to see a list of values allowed for the field. Contact TIBCO Support.**Error in % table name for assignment-by-name; %****Source:** Interpreter**Explanation:** At evaluation time, an indirect reference was not evaluated to a valid table name.**Action:** Study the second part of the message that gives details about the invalid name.

**Error in arithmetic expression; "%" system condition detected****Source:** Interpreter**Explanation:** While evaluating an arithmetic expression, a system condition was raised, but not handled.**Action:** Verify the arithmetic expression. You may need to supply a handler.**ERROR IN COMMIT/ABORT CONFIRMATION RESPONSE, RETRY****Source:** S6BTLADM - INDOUBT TRX**Explanation:** The internal processing of the utility detected an unexpected condition when processing a confirmation response.**Action:** Retry your request. If the problem persists contact the support center.**Error in definition of % table "%" at field "%"****Source:** TAM**Explanation:** The type, syntax, length, or # of decimals specified are not valid for this table.**Action:** Verify the field attributes against the external file layout.**Error in definition of report "%": report field "%" of report table "%" has an invalid SORT-BY number****Source:** Report Server**Explanation:** An error exists in the control fields of the report.**Action:** Use the Report Definer to fix the control fields.**Error in definition of report "%": report field "%" of report table "%" has an invalid SUMMARY-BY number****Source:** Report Server**Explanation:** An error exists in the control fields of the report.**Action:** Use the Report Definer to fix the control fields.**Error in definition of report "%"; controlling report table "%" has no report fields****Source:** Report Server**Explanation:** The body report table for the named report has no report fields.**Action:** Use the Report Definer to correct the definition of the report.**Error in definition of report "%"; more than one report table body****Source:** Report Server**Explanation:** The named report has more than one body report table.**Action:** Use the Report Definer to correct the definition of the report.**Error in definition of report "%"; report field "%" of report table "%" cannot be both an ACROSS-BY and SORT-BY field****Source:** Report Server**Explanation:** A report field of the body report table was used as a SORT-BY and an ACROSS-BY field.**Action:** Use the Report Definer to remove the report field from the list of SORT fields. An implicit SORT is performed for ACROSS-BY fields.

**Error in definition of report "%"; report field "%" of report table "%" has an invalid ACROSS-BY number**

**Source:** Report Server

**Explanation:** The ACROSS-BY numbers either do not start at 1 or are not consecutive.

**Action:** Use the Report Definer to identify and correct the problem.

**Error in definition of report "%"; report field "%" of report table "%" has an invalid break number**

**Source:** Report Server

**Explanation:** A break member was either negative or not consecutive for the body report table of a report.

**Action:** Correct the error in the definition of the report by using the Report Definer.

**Error in definition of report "%"; report has no report tables**

**Source:** Report Server

**Explanation:** The definition of the named report is incomplete because it has no report tables.

**Action:** Use the Report Definer to add report tables to the definition of the report.

**Error in dictionary definition of table "%"**

**Source:** TAM

**Explanation:** The dictionary occurrences may have been modified outside of the Table Definer.

**Action:** Delete the table definition and redefine it again.

**Error in field "%" for CLC table "%"**

**Source:** TAM

**Explanation:** One of the following occurred:

- A field of the calculation (CLC) table (that is not a primary key or a COUNT field) is not a field of the source table.
- A field of the CLC table (that is not a COUNT field) does not have the same syntax or length as the source field.
- The primary key for the CLC table is not of syntax B and length 4.

**Action:** Determine the error in the field definition and redefine the field accordingly.

**Error in indirect name on a tam call; %**

**Source:** Interpreter

**Explanation:** The evaluation of an indirect table or field reference is found to be a value that cannot be a name.

**Action:** Verify that the rule argument or field of a table that is used to resolve the indirect reference is a name.

**Error in menu - Objectlist or Menu for this item does not exist**

**Source:** Session Manager

**Explanation:** The menu was defined to prompt or display another menu for this item. The required objectlist or menu does not exist.

**Action:** Define the objectlist or menu.

**Error in menu - There is no rule for this selection**

**Source:** Session Manager

**Explanation:** A menu item requires the call or execution of a rule, but does not have the name of the rule.

**Action:** Correct the menu.

**Error in option; % encountered when expecting %****Source:** HLIPREPROCESSOR**Explanation:** An invalid token appears in the options for the HLIPREPROCESSOR tool.**Action:** Correct the options as specified in the message.**Error in queue name for asynchronous event "%"; %****Source:** Interpreter**Explanation:** The expression evaluated to determine the queue in a SCHEDULE TO statement has not yielded a value that can be a name.**Action:** Modify the expression that determines the queue.**Error in quoted string "%"****Source:** Rule Editor**Explanation:** There is a syntax error in the quoted string.**Action:** Correct the quoted string to be one of the supported formats of quoted strings: Plain string, Unicode string, hexadecimal string or raw data string.**Error in record #, columns #-#****Source:** TAM**Explanation:** An error occurred converting the data in the specified columns of the specified record of the Import file.**Action:** Ensure that the definition of the external data is correct. Also ensure that the external data itself is valid.**Error in SCHEDULE statement; queue "%" is undefined****Source:** Interpreter**Explanation:** The queue specified in a SCHEDULE statement is unknown to the scheduler.**Action:** Check the list of valid queues.**Error in source table "%"; unable to construct object screen****Source:** Object Manager**Explanation:** The definition of the table containing the list has an error that prevents the display of the list.**Action:** Correct the table definition.**ERROR OCCURRED WHEN DUMP REQUEST ISSUED****Source:** S6BTLADM - DIAGNOSTIC DUMP**Explanation:** When attempting to send your dump request to the Data Object Broker, an error was detected.**Action:** Review the joblog to determine if there where associated messages that may help identify the cause of the problem. Retry your request. If the problem persists contact TIBCO Support.**ERROR OCCURRED WHEN PROCESSING LOCK OWNER RETRIEVAL****Source:** S6BTLADM - LOCK MANAGER**Explanation:** When attempting to retrieve the list of owners of a particular table, the Lock Manager encountered an error.**Action:** Retry the request, if the error recurs contact TIBCO Support.

**Error occurred while closing file used to schedule rule, error code %****Source:** Interpreter**Explanation:** An internal error occurred while closing the file descriptor used to write the schedule model instance to a disk file.**Action:** Contact TIBCO Support.**Error occurred while closing stream used to schedule rule, error code %****Source:** Interpreter**Explanation:** An internal error occurred while closing the buffered I/O stream used to write the schedule model instance to a disk file.**Action:** Contact TIBCO Support.**Error occurred while unlinking temporary file used to schedule rule, error code %****Source:** Interpreter**Explanation:** An internal error occurred while attempting to unlink a temporary disk file used to hold an instance of a schedule model.**Action:** Ensure that the directory specified by the TEMPUNIT parameter has permissions that allow for the deletion of files.**Error occurred while waiting for process used to schedule rule, error code %****Source:** Interpreter**Explanation:** An internal error occurred while waiting for termination of the at(1) command that is used to schedule a batch job.**Action:** Contact TIBCO Support.**Error processing % "%": %****Source:** Promotions Bind Tools**Explanation:** An error occurred while attempting to update the Bind flag for the specified object.**Action:** Review the reasons for the failures and resolve if you require the objects to be unbound then run @PROMBINDOBJs and re-run @PROMUNBINDOBJs.**Error reading colors from table "%"****Source:** Screen Server**Explanation:** An error occurred reading the system color definitions from the indicated table.**Action:** Contact your System Administrator.**Error recovery - end-of-transaction failed****Source:** Session Manager**Explanation:** Internal error. The message log contains a more detailed error message.**Action:** Do the following:

1. Press <PF2> and print the log.
2. Contact TIBCO Support with the log and a description of the actions performed before the message was displayed.

**Error recovery - ROLLBACK failed****Source:** Session Manager**Explanation:** Internal error. The message log contains a more detailed error message.**Action:** Do the following:

1. Press <PF2> and print the log.
2. Contact TIBCO Support with the log and a description of the actions performed before the message was displayed.



**ERROR RETRIEVING CURRENT LOG,  
REQUEST REJECTED****Source:** S6BTLADM - OPERATOR FUNCT**Explanation:** When attempting to process your request to retrieve the last 400 operator messages an error was detected.**Action:** Review the joblog to determine if there are additional message which may help identify the cause of the problem. Retry your request. If the problem persists contact the support center.**Error retrieving DB2 table definition for "%"****Source:** TAM**Explanation:** This is an internal error.**Action:** Do the following:

1. Press <PF2> and print the log.
2. Contact TIBCO Support or the System Administrator with the log and a description of what actions were being performed when this message was generated.

**Error retrieving IMS definition for "%"****Source:** TAM**Explanation:** Internal error.**Action:** Do the following:

1. Press <PF2> and print the log.
2. Contact TIBCO Support or the System Administrator with the log and a description of what actions were being performed when this message was generated.

**Error retrieving Screen definition for "%"****Source:** TAM**Explanation:** One of the following could have occurred:

- System error.
- The screen definition has been modified outside of the Screen Definer.

**Action:** Use the Screen Definer to redefine the screen. If the problem persists, contact TIBCO Support.**Error retrieving security parm access info for table "%"****Source:** TAM**Explanation:** Internal gateway (server) error.**Action:** Do the following:

1. Press <PF2> and print the log.
2. Contact TIBCO Support with the log and a description of what actions were being performed when this message was generated.

**Error retrieving table definition for "%"****Source:** TAM**Explanation:** One of the following could have occurred:

- System error.
- The table definition has been modified outside of the Table Definer.

**Action:** Use the Table Definer to redefine the table. If the problem persists, press <PF2> and print the log, then contact TIBCO Support or the Database Administrator with the log and a description of what actions were being performed when this message was generated.

**Errors: % Warnings: %. Change #% backed out**

**Source:** Promotion

**Explanation:** The errors and warnings given result from the change request number specified that was backed out.

**Action:** Consult the Promotions manual if you received errors or warnings that you want to resolve.

**Errors: % Warnings: %**

**Source:** Promotion

**Explanation:** This message gives the number of error messages and warnings that occurred in one phase for the objects that were unloaded. It is joined to a message listing the number of objects unloaded:

```
Unloaded % Tables, % Screens, %
Rules, % Reports
```

**Action:** If you received errors or warnings, consult the Promotions manual.

**Errors: % Warnings: %**

**Source:** Promotion

**Explanation:** This message gives the number of errors and warnings that occurred when the objects were being backed up. This message is followed by:

```
Backed up % Tables, % Screens, %
Rules, % Reports
```

**Action:** No action is required.

**Errors: %**

**Source:** Promotion

**Explanation:** This message gives the number of errors that occurred during Phase 1 of apply processing. In this phase, the change request instructions are validated to ensure that the disposition of objects are correct (e.g., new, modified, deleted or deleted occurrences).

**Action:** If you have errors, consult the Promotions manual.

**ERRORS DETECTED ON HIGHLIGHTED INPUT FIELDS, CORRECT AND RETRY**

**Source:** S6BTLADM -Resource Management

**Explanation:** The highlighted values on the screen are either invalid, present when not supported, or missing when required.

**Action:** Correct the indicated values and retry your update request.

**Event access "%" is invalid for % table type**

**Source:** Table Definer

**Explanation:** You entered an event access that is not defined.

**Action:** Specify a valid event access. To review a list of valid event accesses, press <PF1>.

**Event rule '%' must have TYPE = 'T' to have ACCESS = 'G'**

**Source:** Table Definer

**Explanation:** Only T (Trigger) type event is allowed for access type of G (General).

**Action:** Specify valid ACCESS value for type of event rule.

**Event type "%" is not allowed for % table type****Source:** Table Definer**Explanation:** You entered an event type that is not defined.**Action:** Specify a valid event type. To review a list of valid event types, press <PF1>.**Exception "%" signaled****Source:** Interpreter**Explanation:** An exception was raised by a SIGNAL statement.**Action:** Determine whether an exception handler is needed.**Exception handler ON "%" is already defined in this rule****Source:** Rule Editor**Explanation:** A syntax error is in the rule; an exception handler is defined twice.**Action:** Remove the duplicate exception handler.**Excess parameter value "%" encountered****Source:** Report Generator**Explanation:** You selected a table but typed in more parameter values than there are parameters for the table.**Action:** Remove any extra values.**Execute failed: %****Source:** General**Explanation:** Internal error.**Action:** Do the following:

1. Press <PF2> to print the log.
2. Contact TIBCO Support or the System Administrator with the log and a description of what actions were being

performed when this message was generated.

**Execute of % table "%" exit routine "%" failed****Source:** TAM**Explanation:** The user exit routine produced an invalid return code.**Action:** Examine the user exit routine to determine why it produced an invalid return code.**Execute Phase 1 of the Apply process****Source:** Promotion**Explanation:** You tried to execute Phase 2 before Phase 1.**Action:** Execute Phase 1 first by using the APPLY\_PHASE1 rule.**Execute Phase 2 of the Apply process****Source:** Promotion**Explanation:** You tried to execute Phase 3 before Phase 2.**Action:** Execute Phase 2 by using the rule APPLY\_PHASE2.**Execute selected for %****Source:** Promotion**Explanation:** You have selected the specified rule for execution. When the change request is promoted, this rule will be executed. If you do not wish this to happen, use the C line command to remove it from the request.**Action:** No action required.

**Executing \*\*\* "Rule to Execute" \*\*\*****Source:** Promotion**Explanation:** The Promotion facility is executing the rule that was designated to be executed at promotion time.**Action:** No action required.**Execution Environment limit reached****Source:** External Gateway Logon**Explanation:** No more sessions will be accepted, as the Data Object Broker limit has been reached.**Action:** If required, change the Data Object Broker parameter limiting the number of Execution Environments the Data Object Broker will support, and restart the Data Object Broker. Then resubmit the session when the Data Object Broker is ready.**Execution Environment Startup Completed****Source:** Start Execution Environment**Explanation:** Start Execution Environment was successful.**Action:** No action required.**Execution of rule "%" (specified using "RULE" keyword) FAILED****Source:** Security**Explanation:** When you attempted to log on, you specified the "RULE" CLIST parameter. In this case, once the rule has executed, your session is terminated. There is a problem with the rule and as a result, its execution failed.**Action:** Log on to the workbench and debug the rule. If you cannot logon to the workbench, contact your System Administrator.**Execution of rule "%" failed****Source:** Interpreter**Explanation:** The specified rule invoked through an EXECUTE statement has failed.**Action:** Press <PF2> for the Information log for details about the failure.**Execution stack overflow****Source:** Interpreter**Explanation:** The rules called are nested too deeply for the current setting of the Execution Environment parameter EXECSTACKSIZE.**Action:** Do one of the following:

- Verify that this error message is not caused by an infinite loop. If it is, correct the rules to eliminate the loop.
- Increase the size of the EXECSTACKSIZE parameter.
- If possible, replace recursion with iteration.

**Executor cannot load binary program "%"****Source:** Session Manager**Explanation:** Internal error. The message log contains a more detailed error message.**Action:** Do the following:

1. Press <PF2> and print the log.
2. Contact TIBCO Support with the log and a description of the actions performed before the message was displayed.

**Executor detected a bad data value; possible error in table data store****Source:** Interpreter**Explanation:** Internal error. The message log contains a more detailed error message.**Action:** Do the following:

1. Press <PF2> and print the log.
2. Contact TIBCO Support with the log and a description of the actions performed before the message was displayed.

**Executor error - end-of-transaction failed****Source:** Session Manager**Explanation:** Internal error. The message log contains a more detailed error message.**Action:** Do the following:

1. Press <PF2> and print the log.
2. Contact TIBCO Support with the log and a description of the actions performed before the message was displayed.

**Executor error - invalid opcode at offset #****Source:** Interpreter**Explanation:** Internal error that may indicate a problem with the Rule Editor. The message log contains a more detailed error message.**Action:** Do the following:

1. Press <PF2> and print the log.
2. Contact TIBCO Support with the log and a description of the actions performed before the message was displayed.

**Executor error - ROLLBACK failed****Source:** Session Manager**Explanation:** Internal error. The message log contains a more detailed error message.**Action:** Do the following:

1. Press <PF2> and print the log.
2. Contact TIBCO Support with the log and a description of the actions performed before the message was displayed.

**Expected % more parameter(s) for table %****Source:** HLIPREPROCESSOR**Explanation:** An access statement does not name enough parameters for a table.**Action:** Correct the access statement.**EXPECTED COMMIT/ABORT CONFIRMATION NOT RECEIVED****Source:** S6BTLADM - INDOUBT TRX**Explanation:** When you were prompted to confirm your manual indoubt transaction resolution your failed to press the required confirmation key. Your resolution request has been abandoned.**Action:** No action required.**Expecting parameter for % in unparameterized table "%"****Source:** Copy Definition**Explanation:** A non-parameterized table was encountered in an object type that should only have parameterized tables. The definition of that object type may be corrupted.**Action:** Contact TIBCO Support.

**Exponent overflow on an exponential operation****Source:** Interpreter**Explanation:** The result of an exponential operation exceeds some predefined maximum. Currently, this maximum is approximately 10E75.**Action:** Verify the expression to ensure that the maximum possible value does not exceed the predefined maximum.**Exponent underflow on an exponential operation****Source:** Interpreter**Explanation:** The result of an exponential operation is smaller than some predefined minimum (approximately 2E-78).**Action:** Verify the expression to ensure that the minimum possible value does not fall below the predefined minimum.**Export Server transaction end failed****Source:** TAM**Explanation:** An open export file cannot be closed.**Action:** Review the message log.

If necessary, recreate the export file.

**Export table % is undefined****Source:** Builtin Routines**Explanation:** The specified table is not defined as an export table.**Action:** Define the appropriate export table.**External attributes of a key field must have DECIMAL set to '0'****Source:** ADABAS Definer**Explanation:** Invalid external decimal for ADABAS key fields.**Action:** Specify external decimal of 0 for ADABAS key fields.**External field name must exist****Source:** ADABAS Definer**Explanation:** Invalid ADABAS external field name. A matching field name cannot be found in the ADABAS file definition.**Action:** Enter a valid external field name in ADABAS.**External Gateway TYPE "%" Server ID "%" unavailable or request aborted****Source:** TAM**Explanation:** The gateway of the indicated type was not started or it failed.**Action:** Do the following:

1. Verify that the gateway and the Data Object Broker are started and available.
2. Verify that the serverid is correct in the table definition.

For IMS Gateways, the RESPONSEMODE parameter should be set to ASYNC for online gateways and SYNC for gateways running in batch mode. If this problem persists, contact TIBCO Support.

**External length must be % for external syntax "%"****Source:** Table Definer**Explanation:** The external length is incompatible with the external syntax.**Action:** Specify a value for the external length within the range indicated by the message. Examine the external syntax to evaluate the correctness of the syntax/length combination.**External routine library error - cannot load routine "%"****Source:** Interpreter**Explanation:** A module corresponding to the specified external routine was not loaded successfully.**Action:** Verify that the required module is in the external routine library.**External syntax "%" is invalid****Source:** Table Definer**Explanation:** The external syntax indicated in the message is invalid.**Action:** Enter valid external syntax. Press <PF1> for list.**External syntax for key fields must be 'B'****Source:** ADABAS Definer**Explanation:** Invalid external syntax for ADABAS key fields.**Action:** Specify external syntax of B for ADABAS key fields.**Extra input found beyond end of rule statement****Source:** HLIPREPROCESSOR**Explanation:** More characters appear in the TIBCO Object Service Broker statement after the semicolon or colon.**Action:** Correct the TIBCO Object Service Broker statement by removing the extra characters or by removing the semicolon or colon.**Extra parameter found in table %****Source:** HLIPREPROCESSOR**Explanation:** A parameter found in a DEFINE TABLE or an access statement does not exist in the definition of the table.**Action:** Correct the DEFINE TABLE or the access statement.**Extract aborted****Source:** ADABAS Extract**Explanation:** The message is to confirm your request to cancel the ADABAS extract.**Action:** No action required.**Extract completed****Source:** Promotion**Explanation:** The extract process you started has completed. The status of the change request is now X.**Action:** No action required.**Extract ended - <PF2> for log****Source:** ADABAS Extract**Explanation:** ADABAS extract completed.**Action:** Press <PF2> to view log.

**Extracted ADABAS definition deleted**

**Source:** ADABAS Extract

**Explanation:** The ADABAS definition for the DBID and File No has been deleted.

**Action:** No action required.



## Messages beginning with: F

---

### Fail Safe level 1 required

**Source:** External Gateway Logon

**Explanation:** The environment requires that the server run at Fail Safe level 1.

**Action:** Change the appropriate parameters, depending on the gateway type, to run as a Fail Safe level-1 gateway.

### Fail Safe level 1 table "%" has no server parameters

**Source:** External Gateways

**Explanation:** The TIBCO Object Service Broker table that maps the external Fail Safe level-1 transaction database is not defined correctly.

**Action:** Correct the table definition.

### Fail Safe level 2 required

**Source:** External Gateway Logon

**Explanation:** The environment requires that the gateway (server) run as Fail Safe level 2.

**Action:** Change the appropriate parameters, depending on the type of gateway, to run as a Fail Safe level-2 gateway.

### Fail Safe table "%" is missing field "%"

**Source:** External Gateways

**Explanation:** The Fail Safe table definition is not valid

**Action:** Check to make sure that the definition is correct.

### Fail to update file; %

**Source:** Batch Control Card

**Explanation:** An explanation is provided to describe why you cannot update the file name for either the control card or selection specification. The failure may be due to locking.

**Action:** If the failure is due to locking, wait and try again at a later time.

### Fail to update membership; %

**Source:** Security

**Explanation:** You cannot save the membership information because certain tables are locked by other users.

**Action:** Try again later or contact the person locking the tables to ask that the locks be released.

### Failed to %; %

**Source:** Table Editor

**Explanation:** Explains that the INSERT, DELETE, or UPDATE failed and gives an explanation why. For example:

- You are trying to insert a duplicate primary key.
- Your validation failed on an insert/update.
- You have locking or security problems.

**Action:** If due to:

- Duplicate primary key - Ensure that only one key is assigned the primary key value.
- Validation failure - Check the data and reenter it if it is invalid.

- Locking - Try again at some other time.
- Security - Contact your Database Administrator if there is a need for you to be able to edit this occurrence. The DBA can decide if you should be given this authority.

**Failed to %; command NOT allowed for IDGEN table**

**Source:** Table Editor

**Explanation:** The Table Editor cannot be used to create new occurrences for an IDgen table. Thus, line commands such as INSERT or REPLICATE are not allowed.

**Action:** Use the Single Occurrence Editor or write a rule to insert new occurrences into an IDgen table.

**Failed to %; primary key value(s) not fully displayed**

**Source:** Table Editor

**Explanation:** When the primary key values are not displayed (either because the field is too long to fit on the screen or it has been explicitly excluded), certain operations such as the INSERT and REPLICATE line commands are not allowed.

**Action:** If possible, display the primary key in full and try the operation again. Otherwise, use the Single Occurrence Editor to perform the necessary operation.

**Failed to % a temporary file; return code #**

**Source:** Report Server

**Explanation:** The Report Server required the use of a temporary system file to store data, but the file operation failed with the given system return code.

**Action:** Refer to the system documentation to determine the reason for the error.

**Failed to activate transaction**

**Source:** Interpreter

**Explanation:** A transaction failed to activate.

**Action:** Do the following:

1. Press <PF2> and print the log.
2. Contact TIBCO Support with the log and a description of the actions performed before the message was displayed.

**Failed to CLEAR table %**

**Source:** Copy Defn/Data

**Explanation:** This message indicates that data could not be cleared from the named table.

**Action:** No action.

**Failed to COPY: %**

**Source:** Copy Defn/Data

**Explanation:** This line indicates the previously described object was not copied and gives the reason why.

**Action:** No action.

**Failed to deactivate transaction**

**Source:** Interpreter

**Explanation:** A transaction failed to deactivate.

**Action:** Do the following:

1. Press <PF2> and print the log.

2. Contact TIBCO Support with the log and a description of the actions performed before the message was displayed.

**Failed to GET table @SEARCHLIBRARY; no changes to cross reference.**

**Source:** Global Cross Reference Build

**Explanation:** Failed to GET table @SEARCHLIBRARY in MetaStor. Unable to run REFMAKER utility. No changes have been made to the existing cross reference.

**Action:** Contact your TIBCO Object Service Broker System Administrator.

**Failed to import; %**

**Source:** Tool for IMS Data

**Explanation:** This message explains why you cannot import the IMS database information. For example, there may be locking or security problems.

**Action:** If there are locking problems, try again at a later time. If there are security problems, contact your Security Administrator.

**Failed to import; field % is not a key of segment %**

**Source:** Tool for IMS Data

**Explanation:** You failed to import the IMS database information because the information was inconsistent. The indicated field (used to specify a unique sequence) is not a key field of the indicated segment.

**Action:** Verify the IMS database information in the IMSGEN table.

**Failed to import; IMSGEN table is empty**

**Source:** Tool for IMS Data

**Explanation:** The IMSGEN table does not contain any IMS database information, and there is nothing to import.

**Action:** Check why the IMSGEN table is empty. Make sure the S6BIMSU extract program is run properly and completes successfully.

**Failed to import; IMSGEN table value invalid**

**Source:** Tool for IMS Data

**Explanation:** The IMSGEN importfile contains invalid data.

**Action:** Validate that the IMSGEN file name entry specifies the IMSUJCL SYSPUNCH output. Contact TIBCO Support.

**Failed to import; segment % does not exist**

**Source:** Tool for IMS Data

**Explanation:** You failed to import the IMS database information because the information was inconsistent. There was no information about the indicated segment in the IMSGEN table.

**Action:** Verify the IMS database information in the IMSGEN table.

**Failed to load definition and occurrences of % Tables**

**Source:** Unload/Load

**Explanation:** There was a failure in loading the definition and occurrences of the listed tables.

**Action:** Refer to the message log for error messages describing the failure.

**Failed to load definition of %****Source:** Unload/Load**Explanation:** There was a failure in loading the definitions of the listed objects.**Action:** Refer to the message log for error messages describing the failure.**Failed to load definition of %****Source:** Unload/Load**Explanation:** There was a failure loading the definitions of the listed objects.**Action:** Refer to the message log for error messages describing the failure.**Failed to load occurrences of % Tables****Source:** Unload/Load**Explanation:** There was a failure in loading the occurrences of the listed tables.**Action:** Refer to the message log for error messages describing the failure.**Failed to load program "%" from library "%"****Source:** External Gateways**Explanation:** The interface routine between the TIBCO Object Service Broker external gateway (server) and the external data gateway could not be loaded or is not valid. If you receive this message outside the context of an TIBCO Object Service Broker External DBMS gateway, the attempt to load the specified program from the specified library failed for the reason indicated in the extension to this message. If the library value is NULL, the search on z/OS was done using the steplib searchpath.

On Windows and Solaris, a valid library from which programs/functions can be dynamically loaded must be specified.

**Action:** Specify a valid value for the EXTERNALROUTINE configuration parameter. Specify valid values for both program and library:

- On z/OS, valid values for library are SMG (steplib) or EXL (TIBCO Object Service Broker external routines library).
- On Solaris, the library must be a valid .so file accessible at run time.
- On Windows, the library must be a valid .dll or .exe file. The library value can be specified as either an absolute path or simply as a file name.

**Failed to script; %****Source:** Character-based Text Editor**Explanation:** This messages arises when either a table is to be included in a scripted file, or a table is embedded in a scripted file. % represents any message from the Parser or the TAB\_CHECK which detects an error in the TABLE command or the IMBED command. For example:

- NO SUCH TABLE
- WRONG # PARMS
- SYNTAX ERROR IN PARMS LIST
- TABLE IS EMPTY
- TABLE % IS NOT A TEXT TABLE.

**Action:** Make the corrections indicated on the message line.

**Failed to scroll; screen cannot fit primary key & next field %****Source:** Table Editor**Explanation:** You cannot scroll further horizontally because the primary key and the next field (to be scrolled in) cannot fit together on the screen.**Action:** Exclude either the primary key or the next field from screen if you want to scroll further horizontally.**Failed to start % session; no session menu or rule to execute specified****Source:** Security**Explanation:** The profile of the specified userid did not have a session menu or startup rule defined and thus the session cannot be started.**Action:** Supply either a session menu or a startup rule for the userid profile.**Failed to SUSPEND; % has been suspended****Source:** Security**Explanation:** You attempted to execute the suspend utility but were disallowed because you had been suspended by another administrator.**Action:** Contact other Security Administrators of your system.**Failing routine : address=% name=%****Source:** Interpreter**Explanation:** This message is used by the TIBCO Object Service Broker program that produces the Information Log.**Action:** Study the TIBCO Object Service Broker Information Log. You can also print this log and see a System Programmer for assistance.**FATAL error detected; screen table changes CANCELLED****Source:** Screen Definer**Explanation:** Internal error.**Action:** Contact TIBCO Support.**Field "%" already exists****Source:** Report Generator**Explanation:** You already specified the indicated field in the same section (PRINT, SORT, BREAK, or ACROSS).**Action:** Remove any duplicate names.**Field "%" does not exist in any of the selected data tables****Source:** Report Generator**Explanation:** The indicated field does not belong to any of the source data tables.**Action:** Remove or change the field name.**Field "%" does not exist in any of the selected data tables****Source:** Report Generator**Explanation:** The indicated field name does not belong to any source data tables.**Action:** Remove or change the indicated field name.**Field "%" does not exist in table "%"****Source:** Report Generator**Explanation:** The indicated field does not exist in the definition of the indicated data table.**Action:** Change the field name or select a field from the prompt area.

**Field "%" does not exist in this table****Source:** Table Definer**Explanation:** In the selection, you have specified a field which does not exist in this table.**Action:** In the selection, specify only the fields of this table.**Field "%" is not a correct % identifier****Source:** HLIPREPROCESSOR**Explanation:** The field name is not a valid identifier in the language in which it is used.**Action:** Change the name to one which is valid for the host language.**Field "%" is not a print field****Source:** Report Generator**Explanation:** The indicated field is not a print field; it must be one of those shown at the bottom right of the screen.**Action:** You may replace the indicated field by one of those shown at the bottom right of the screen. If the field that you want is not shown there, remove the field first and then press the FIELD function key to display the Field screen. Select the field that you want as a print field, press the FUNCT function key to display the Function screen, and select the function-field pair that you want.**Field "%" is not a report field of report table "%"****Source:** Report Server**Explanation:** The source of a derived report field refers to a report field name that does not exist.**Action:** Use the Report Definer to correct the reference to the name. Note that break report fields can refer to both break and body report fields.**Field "%" is not part of table "%"****Source:** Debugger Utility**Explanation:** You have tried to list (or set) a field of a table which has not been accessed so far by your application.**Action:** Verify the spelling of the table, field combination to be listed (or set).**Field "%" is not part of table "%"****Source:** Screen Definer**Explanation:** In the Screen Table Painter, you requested a copy of a field of a table, but the field that you named does not occur in the indicated table.**Action:** Respecify the field if you made a typing error, or request a partial copy and select the appropriate field from the table.**Field "%" is referred to more than once****Source:** Screen Definer**Explanation:** Field names must be unique within a screen table definition.**Action:** Change one of the duplicate field names.**Field "%" requires a value****Source:** Table Editor**Explanation:** The field specified is marked as required in the table definition. You gave it a null value.**Action:** Give a non-null value for this field.

**Field "%" was not assigned a value****Source:** Builtin Routines

**Explanation:** Formatting of a table buffer by \$FORMATROW failed. The i-th field of the table was not assigned a value. \$FORMATROW was called for a table before the first GET or FORALL for the table.

**Action:** Contact TIBCO Support.**Field "%.%" or "%.%" does not exist****Source:** Print Table

**Explanation:** One of two fields that were matched for a join does not exist in their respective tables.

**Action:** Correct the field name.**Field "%.%" overflows screen field****Source:** Screen Server

**Explanation:** The rule is attempting to insert data from a table field into a screen field. The length of the data is too large for this screen field.

**Action:** Increase the length of the field in the screen table.**Field "%.%" too large to process justification****Source:** Screen Server

**Explanation:** The data in the field of the screen table has too many characters. The maximum number of characters allowed is 256.

**Action:** Do one of the following:

1. Insert less data into the screen table field.
2. Divide the data and put it into two screen table fields.

**Field % cannot be a key field****Source:** Table Definer

**Explanation:** The indicated field cannot be a key field.

**Action:** Remove the P designation from the indicated field.**Field % cannot have a value in the % field****Source:** Table Definer

**Explanation:** You have specified an attribute which is not permitted for the specified field.

**Action:** Remove the value from the indicated field.**Field % could not be found in any % cursor tables****Source:** Host Language Interface

**Explanation:** The specified field does not belong to any tables referenced in the join cursor table.

**Action:** Check if field name is incorrectly specified, or use another.**Field % is undefined****Source:** HLIPREPROCESSOR

**Explanation:** The named field was not defined, either in the TIBCO Object Service Broker database or in the DEFINE TABLE statement. Possibly, the access statement refers to the wrong field.

**Action:** Correct the definition or the access statement.

**Field % must be Q B 4****Source:** Table Definer**Explanation:** You specified the incorrect attributes for an EES count field.**Action:** Modify the attributes accordingly.**Field % not found in table %****Source:** Host Language Interface**Explanation:** The indicated field is not in the indicated table.**Action:** Correct the name of the field.**Field % of table % has a SIX that is incompatible with the source; delete SIX before Apply****Source:** Promotion**Explanation:** The named field has a secondary index on the target system, but the field is not included in the table definition being promoted.**Action:** Remove the secondary index on this field before proceeding with the promotion.**Field % of table % is incompatible with that on % system****Source:** Promotion**Explanation:** The specified field of the table is incompatible with the one on the specified system, so the APPLY process cannot proceed as requested.**Action:** On the source system, Unaccept the change and return it to the developer. The developer should roll back the change request and make the specified table compatible with the one on the target system. The change can then be re-extracted and reapplied to the target system.**Field % of table % too small to hold data****Source:** Debugger Utility**Explanation:** You have tried to assign (using SET) a value to a field of a table. This has failed because the source value is too big for the field.**Action:** Verify the spelling of the table, field combination to be assigned. Verify that the value is suitable. Verify that the field is big enough.**Field % uses % which overlaps with % -- see OFFSETS or OPTIONS****Source:** CA-Datcom Table Definer**Explanation:** In the EXTENSIONS context of the DAT Table Definition, where the fields of the TIBCO Object Service Broker table are specified, you specified an TIBCO Object Service Broker field that uses a CA-Datcom field in such a way that part of that CA-Datcom field is also used in another TIBCO Object Service Broker field. For example, if you use a group field for an TIBCO Object Service Broker field and then try to use one of the elements of this group field in another TIBCO Object Service Broker field, you get this error.**Action:** You can only refer to any given CA-Datcom data via one CA-Datcom field reference. Thus, you must change the field specifications so that there is no such overlap.



**Field '%' spans fixed column boundary****Source:** Screen Definer**Explanation:** The specified field extends beyond the fixed column boundary.**Action:** Either adjust the fixed column boundary to accommodate the field, or make sure that field does not interfere with the fixed column boundary.**Field at row % and col % has a length of zero****Source:** Screen and Report Painters**Explanation:** The field at the indicated row and column has a length of zero. This is an invalid value.**Action:** Change the length of the field to be one or greater.**Field cannot extend beyond screen length at bottom (row %)****Source:** Screen Definer**Explanation:** A field cannot extend beyond the length of a page.**Action:** Make sure that the field is within specified page length, or increase the page length to accommodate the field.**Field cannot extend beyond screen length at top (row %)****Source:** Screen Definer**Explanation:** A field cannot extend beyond the top border of a screen.**Action:** Either make sure that field is within the screen area or adjust the starting point of the screen to accommodate the field.**Field cannot overlap left boundary of screen (%-255 columns)****Source:** Screen Definer**Explanation:** A field cannot start before the specified left boundary of a screen.**Action:** Either move the field to within the defined screen area, or adjust the left boundary of the screen to accommodate the field.**Field cannot overlap right boundary of screen (% columns wide)****Source:** Screen Definer**Explanation:** In the Screen Table Painter, you defined a field so that it overlaps the right boundary of the screen (e.g., the field is at column 70 and you tried to change the field length in the definition area to 50, but the screen is only 80 columns wide).**Action:** Change the length of the invalid field so that it does not overlap the right boundary of the physical screen.**Field dictionary changes cancelled****Source:** Field Dictionary**Explanation:** Creation of a new global field definition or updates to an existing global field definition have been canceled.**Action:** No action required.**Field dictionary definition for % deleted****Source:** Field Dictionary**Explanation:** You confirmed the request to delete the field dictionary definition by pressing <PF22>.**Action:** No action required.

**Field dictionary definition for % saved****Source:** Field Dictionary**Explanation:** A new global field definition has been saved or an existing global field definition has been modified.**Action:** No action required.**Field entered greater than 256 bytes long****Source:** Builtin Routines**Explanation:** Internal error. The message log contains a more detailed error message.**Action:** Do the following:

1. Press <PF2> and print the log.
2. Contact TIBCO Support with the log and a description of the actions performed before the message was displayed.

**Field help changes cancelled****Source:** Screen Definer**Explanation:** The changes that have been made to the field Help during this edit session have been canceled.**Action:** No action required.**Field help UPDATED****Source:** Screen Definer**Explanation:** The Help for the field has been updated.**Action:** No action required.**Field length must be %****Source:** Table Definer**Explanation:** Invalid field length.**Action:** Modify field length to be within the desired range specified in the message.**Field list selected****Source:** Field Dictionary**Explanation:** You requested a selection of fields listed for a tool. This message confirms the select request.**Action:** No action required.**Field marker "^" was typed in or overwritten; image restored****Source:** Report Definer**Explanation:** The number of defined fields (each field marked with a ^ character) for a particular row within the Paint area has changed without an ADD-FIELD operation. New fields can only be added by an ADD-FIELD operation. Also, fields may not be moved between rows by Paint area changes only.**Action:** Remove any ^ fields from the indicated row in the Paint area until only the specified field count remains.**Field must have BOTH its row and its col as zero or nonzero****Source:** Screen Definer**Explanation:** A field cannot have a zero and a nonzero combination for its row and column.**Action:** Either assign row and column to zeros, or non zeros.**Field name "%" is defined more than once****Source:** Report Definer**Explanation:** A defined report field cannot appear more than once in the definition list.**Action:** Refer to each report field only once in the definition list.

**Field name "%" is not in appendage table "%"****Source:** Table Definer**Explanation:** The indicated name is not a field of the indicated appendage table.**Action:** Do not use an appendage table as this type of table is not yet supported.**Field name "%" is not in source table "%"****Source:** Table Definer**Explanation:** The indicated field does not exist in the source table definition.**Action:** Look at the definition of the source table for fields that you can use in the subview, or add a field to the source table.**FIELD NAME is required for each menu item****Source:** Menu Definer**Explanation:** You have included a menu item entry; however, you have not specified which field will invoke this entry.**Action:** You must include the field name which belongs with this menu item.**Field of "%" bytes exceeds the maximum allowed length****Source:** External Gateways**Explanation:** The field length exceeds the TIBCO Object Service Broker gateway (server) for external data maximum.**Action:** Modify table definition to use a shorter field length.**Field referenced in the selection is not part of table's defn****Source:** Static SQL for DB2 Gateway**Explanation:** One or more of the fields in the selection is not in the MetaStor DB2 table definition.**Action:** Verify selection against table definition.**Field with syntax % cannot have default value****Source:** Table Definer**Explanation:** A field with the specified syntax cannot have a default value.**Action:** Remove the default value from the field.**Fields "%" and "%" overlap in screen table "%"****Source:** Screen Server**Explanation:** Fields in a screen table have been defined in such a way that they are overlapping each other.**Action:** Change the screen table definition(s) so that the fields are no longer overlapping.**Fields "%" and "%" overlap****Source:** Table Definer**Explanation:** The indicated fields overlap each other.**Action:** Modify the IMS offset or IMS length (or both) of the inserted field to eliminate the overlap.

**FIELDS copied - Use <PF4> to mark all heading rows****Source:** Report Definer**Explanation:** All requested fields have been copied. Because the COPY command copies headings but does not mark rows as heading rows, a warning message is issued to request that the user mark any desired heading rows.**Action:** Press <PF4>, if desired, and mark any heading rows.**Fields have been added or removed in Image Area at row %****Source:** Screen and Report Painters**Explanation:** Some fields have been added or removed from the indicated row in the Image Area by either typing in new fields, or blanking out existing fields in the Image Area. This is not allowed.**Action:** Restore the Image Area row so that it contains the correct number of fields for that row.**Fields missing for table which now has data; cannot save****Source:** Table Definer**Explanation:** Data has been added to the table definition since the Table Definer was opened but you have deleted one or more fields from the definition.**Action:** If you know the attributes of the fields that have been deleted and the definer you are using allows it, you can add the fields back to the definition and save. Otherwise, you can save as a new table definition or exit without saving.**Fields with syntax F or length greater than 127 not copied from source table****Source:** Table Definer**Explanation:** Fields with syntax F or length greater than 127 are not permitted in a CLC table. These fields were not copied from the source table.**Action:** No action is required.**File "%" already opened for %****Source:** Builtin Routines**Explanation:** @READDSN and @WRITEDSN called for the same opened file.**Action:** Close the file and reopen it before alternating @READDSN and @WRITEDSN.**File "%" is not a partitioned data set****Source:** Builtin Routines**Explanation:** The function to be performed requires the named file to be a partitioned data set, but it is not.**Action:** Correct the error and retry.**File "%" not found****Source:** Builtin Routines**Explanation:** The named file could not be found in the system.**Action:** Try another file name.**File % for change#% of node % is unavailable:****Source:** Promotion**Explanation:** The extract file for the specified change request is not available.**Action:** Make the specified file available for extraction if you want to repackage the change from the previously extracted file.

**File '%' does not contain any pages for segment '%'**

**Source:** Offline Utilities

**Explanation:** The specified file has no pages for the specified segment.

**Action:** None

**File contents printed**

**Source:** Unload/Load

**Explanation:** The list of objects in the file, as shown on the LOADER prompt screen, has been printed.

**Action:** No action required.

**File is too old; use LOAD or LLOAD**

**Source:** Unload/Load

**Explanation:** This file is an older format and does not have some characteristics which LOADER uses to recognize the contents.

**Action:** Use LOAD or LLOAD which have more backward compatibility.

**Fill in name of CREATING User or Group before pressing <Enter>**

**Source:** Security

**Explanation:** You pressed <Enter> on the main menu in the DEFAULT PERMISSIONS option without supplying a user or group name.

**Action:** You can press <PF2> to select from a list of creating members, or you can type in the name of an existing user or group (depending upon who will have default permissions defined for them).

**Fill in OBJECT TYPE before pressing <Enter>**

**Source:** Security

**Explanation:** You requested the management of permissions from the main menu, and you specified the object name, but not the object type.

**Action:** Fill in the object type and press <Enter> again.

**Fill in OBJECT TYPE before pressing OPTIONS**

**Source:** Security

**Explanation:** You requested OPTIONS in the main menu for the Manage Object Permissions function, but you did not specify the type of object to provide options for.

**Action:** Fill in the appropriate abbreviation and press the OPTIONS function key again.

**Fill in the name of the GROUP before pressing <Enter>**

**Source:** Security

**Explanation:** You pressed <Enter> on the MANAGE GROUP option of the main menu without supplying a group name.

**Action:** Supply a group name, or request and select from the options list.

**Fill in the name of the OBJECT before pressing <Enter>**

**Source:** Security

**Explanation:** You requested the management of permissions for an object, but you did not fill in the name of the object before pressing <Enter> (on the main menu).

**Action:** Fill in the name of the object (and object type) before pressing <Enter>, or a user option list is available by filling in the object type and using the options function.

**Fill in the name of the object set before pressing <Enter>**

**Source:** Security

**Explanation:** You have indicated that you wish to Specify Permissions for an object set or Manage Permissions to an object set by pressing <Enter> on the Security Manager Main Menu. You have not provided the name of the object set.

**Action:** Fill in the name of the object set, or press <PF2> for a listing of options.

**Fill in userid of Security Administrator before pressing <Enter>**

**Source:** Security

**Explanation:** You requested to view or update the profile of a Security Administrator from the main menu, but you did not supply the userid before pressing <Enter>.

**Action:** Fill in the userid of the Security Administrator, or use the OPTIONS function to view a list and select a userid.

**Filter % created**

**Source:** Secure Audit Log

**Explanation:** You defined a new filter for viewing the auditlog contents and this message confirms the new filter definition has been created.

**Action:** No action required.

**Filter % deleted**

**Source:** Secure Audit Log

**Explanation:** You deleted one of your filter definitions and this message confirms that the specified filter has been deleted.

**Action:** No action required.

**Filter % not saved**

**Source:** Secure Audit Log

**Explanation:** You did not confirm to save the specified filter definition and thus the filter was not saved.

**Action:** No action required.

**Filter % saved**

**Source:** Secure Audit Log

**Explanation:** You made changes to one of your filter definitions and saved the changes. This message confirms that the changes have been saved.

**Action:** No action required.

**FINAL COLS must be consecutive, ending in column -1**

**Source:** Report Definer

**Explanation:** Final columns can only be marked as a consecutive series of Fs, and the last one must be in the last report column.

**Action:** Correct the F line commands.

**FINAL COLUMNS for break table "%" not the same as FINAL COLUMNS for body table "%"**

**Source:** Report Server

**Explanation:** The number of final columns for break tables and body tables must be the same.

**Action:** Use the Report Definer to correct the report definition.

**Find of screen table buffer failed****Source:** Builtin Routines**Explanation:** Formatting of a table buffer by \$FORMATROW failed. The screen table name is undefined or \$FORMATROW was called before the first GET or FORALL for the table in the transaction.**Action:** Contact TIBCO Support.**First table cannot be deleted from the join; just type over****Source:** Print Table**Explanation:** The cursor was placed on the first table when <PF22> was pressed; this table cannot be deleted.**Action:** If you want to change the first table, you can type over the table name.**FL/EL conversion error - table "%", field "%", has invalid syntax****Source:** TAM**Explanation:** An invalid syntax definition of the field in the table was found.**Action:** Check and correct the syntax of the field in the table definition.**FL/EL conversion error - table "%", field "%", has occurrence longer than dictionary length****Source:** TAM**Explanation:** The reported field has instance data with longer lengths than the defined dictionary length.**Action:** Change the total field length in the definition of the table so that it matches the length of the instance.**FL/EL conversion error - table "%", field "%" contains invalid data****Source:** TAM**Explanation:** The external data does not match the attributes of the specified field in the definition of the table.**Action:** Verify the attributes of the specified field's definition with the external file layout.**Float field length can be 8 to 37 characters****Source:** Screen Definer**Explanation:** You have defined a field with a syntax of float, but the length is not between 8 and 37 characters.**Action:** Change either the syntax or the length.**Float specification not supported in mask****Source:** Builtin Routines**Explanation:** The basic string starts with the first digit place holder and ends with the last digit place holder. "E" or "e" is not allowed within the basic string of a mask.**Action:** Remove all "E" and "e" characters from the basic string.**Float syntax keys not allowed - table "%"****Source:** TAM**Explanation:** A primary key field cannot have a syntax of FLOAT.**Action:** Change the syntax of the primary key field in the table definition from F to another syntax such as B, P, C or V.

**Float value not supported in \$PIC source****Source:** Builtin Routines**Explanation:** You have used a float number in a VALUE specification. This is not currently supported.**Action:** Correct the VALUE specification.**For %, it must have Syntax: "%" Length: "%"****Source:** Table Definer**Explanation:** Invalid syntax and/or length.**Action:** Specify valid syntax and length for the field/parameter as indicated in the message.**For %-type tables, ALL DATA is always "Y"****Source:** Security**Explanation:** When requesting to manage permissions, or specifying an application's table list, you referred to a table of type SCR, RPT, or TEM. Only the definition modes are relevant, not the table instances, because these table types do not have data in the database (i.e., the data in these tables exists only in the user's Execution Environment).**Action:** No action required.**For DELETE Static SQL to be generated SELECT must be generated****Source:** Static SQL for DB2 Gateway**Explanation:** As part of the DELETE processing, a SELECT is performed to position on the record to be deleted. Therefore, in order for DELETE Static SQL to be generated, SELECT Static SQL must also be generated.**Action:** Enter Y under the S column to indicate generate SELECT Static SQL, or enter N under the D column to indicate no DELETE Static SQL is to be generated.**For TABLE object type, must specify DEFN and/or DATA = "Y"****Source:** Unload**Explanation:** You have specified a table to unload, however you have not specified whether to unload the data, the definition or both.**Action:** You must specify either DATA=Y or DEFN=Y or both. Remove the entry if neither the data nor definition of the table are to be unloaded.**FORALL loop has not started, END statement ignored****Source:** HLIPREPROCESSOR**Explanation:** An END statement appears without a matching FORALL statement to begin the loop.**Action:** Remove END or enter the necessary FORALL.**FORALL requests not allowed for % tables****Source:** TAM**Explanation:** FORALL operations are not allowed for the table type indicated.**Action:** Remove the FORALL statement.**FORALL statement is not supported inside an IF block****Source:** HLIPREPROCESSOR**Explanation:** The FORALL statement appears inside a COBOL IF block; this is not supported.**Action:** Use GETFIRST and GETNEXT instead of a FORALL statement.



**Formatting of title/footer overflows for**  
 "%".length( left field)= "#". length( center  
 field)= "#". length( right field)= "#"

**Source:** Builtin Routines

**Explanation:** When formatting a title or footing  
 line (including the page number line), the  
 left, center and right portions of the line  
 cannot overlap.

**Action:** Adjust the arguments or the page width.

**Found % objects**

**Source:** Global Cross Ref. Search

**Explanation:** A search has found the specified  
 number of objects.

**Action:** No action required.

**From date (%) is greater than to date (%)**

**Source:** Secure Audit Log

**Explanation:** You attempted to purge the audit  
 log contents of a given date range but the  
 date range that you specified was incorrect;  
 the start date was larger than the end date.

**Action:** Correct the date range specification and  
 try again.

**Function "%" & field "%" already exist**

**Source:** Report Generator

**Explanation:** You specified the function-field  
 pair more than once in the same  
 summary/break section.

**Action:** Remove the indicated function-field pair  
 by blanking out the field name.

**Function "%" cannot be called as subroutine**

**Source:** Interpreter

**Explanation:** You invoked a functional tool as a  
 procedure.

**Action:** Modify the invoking statement.

**Function "%" did not return a value**

**Source:** Interpreter

**Explanation:** A RETURN statement is missing in  
 the functional rule.

**Action:** Ensure that the functional rule always  
 returns a value or raises an exception.

**Function "%" is invalid**

**Source:** Report Generator

**Explanation:** The indicated function is invalid; it  
 must be one of the functions shown at the  
 bottom left of the screen.

**Action:** Type a valid function over the invalid  
 one, or remove the function-field pair and  
 select from the prompt area.

**Function "%" used in a CALL statement**

**Source:** Interpreter

**Explanation:** You invoked a functional rule in a  
 CALL or TRANSFERCALL statement.

**Action:** Correct the invocation or definition of the  
 specified function.

**Function "EVENTSCREEN" can only be called  
 by a screen validation rule**

**Source:** Interpreter

**Explanation:** You called the EVENTSCREEN tool  
 outside of a validation rule.

**Action:** Use EVENTSCREEN only from within a  
 validation rule.

**Function "EVENTTABLE" can only be called by a derived fields, trigger, or validation rule****Source:** Interpreter**Explanation:** You called the EVENTTABLE tool from outside a derived field or an event rule.**Action:** Use EVENTTABLE only from within a derived field or an event rule.**Function "PARMVALUE" may only be used with a triggered event****Source:** Interpreter**Explanation:** You used the routine PARMVALUE tool outside an event rule.**Action:** Ensure that PARMVALUE is called by an event rule only.**Function ABS has been called with a non-arithmetic argument****Source:** Interpreter**Explanation:** Internal error. The message log contains a more detailed error message.**Action:** Do the following:

1. Press <PF2> and print the log.
2. Contact TIBCO Support with the log and a description of the actions performed before the message was displayed.

**Function key "%" is not active; <PF1> = HELP****Source:** General**Explanation:** You pressed an inactive function key.**Action:** Enter a valid function key. If necessary, press <PF1> to see a list of available function keys.**Function key "%" is not supported; press <PF1> for Help****Source:** Table Editor**Explanation:** You have pressed an inactive function key.**Action:** Enter a valid function key. If necessary, press <PF1> to see a list of the available function keys.**Function key not supported****Source:** Rule Editor**Explanation:** You have pressed an inactive function key.**Action:** Enter a valid function key. If necessary press <PF1> to see a list of available function keys.**Function not allowed for EXECUTE statement****Source:** Interpreter**Explanation:** You invoked a function through an EXECUTE statement; this is not allowed.**Action:** Modify the statement in error to invoke the function properly. See the Processing manual for information about invoking functions.**FUNCTION RESTRICTED TO LOCAL NODE, REQUEST REJECTED****Source:** S6BTLADM - COMMON MESSAGES**Explanation:** You are currently processing a remote node. Some functions such as the operator and path management features are only available to an Administrator operating in local (directly connected to the target Data Object Broker), mode only.**Action:** Terminate the Administrator and start a new Administrator session with the desired target Data Object Broker.

## Messages beginning with: G

---

### Generate/Remove Static SQL: % errors. CHECK LOG for warnings

**Source:** Static SQL for DB2 Gateway

**Explanation:** The generation or removal of Static SQL for one or more modules produced one or more errors.

**Action:** Press <PF2> to see the log. Find all of the warning messages, and act on them.

### Generated name "%" is identical to previous; use rename

**Source:** HLIPREPROCESSOR

**Explanation:** The combination of the table and field names has resulted in a COBOL name identical to one already produced.

**Action:** Use the RENAME on the table declaration to avoid the duplicate name.

### Generated name "%" is identical to previous; use rename

**Source:** Host Language Interface

**Explanation:** New name of table is the same as the old name.

**Action:** Rename the new name.

### Generated name "%" is longer than % characters; use rename

**Source:** Host Language Interface

**Explanation:** The preprocessor translates "table.field" names into "table-field" names that are valid in COBOL. COBOL, however, only permits these names to be a length of 30, while a TIBCO Object Service Broker

"table.field" name can be 33 characters long. This message appears when the table and field name combination exceeds 30 characters.

**Action:** Use the Host Language Interface statement DEFINE TABLE to rename the table, field, or both to shorter names.

### Generated name "%" more than % characters; use rename

**Source:** HLIPREPROCESSOR

**Explanation:** The preprocessor translates "table.field" names into "table-field" names that are valid in COBOL. COBOL, however, only permits these names to be a length of 30, while a TIBCO Object Service Broker "table.field" name can be 33 characters long. This message appears when the table and field name combination exceeds 30 characters.

**Action:** Use the Host Language Interface statement DEFINE TABLE to rename the table, field, or both to shorter names.

### Get failed for dataset "%"; module "%"; R15 = %

**Source:** Session Manager

**Explanation:** A GET operation failed against the data set specified in the message. The name of the module in which this failure occurred is specified. The return code is provided in Register 15.

**Action:** Call your system administrator to check the return code in Register 15 against the appropriate vendor's manual. Correct the problem as required.

**GET requests to % tables must specify key value****Source:** TAM**Explanation:** A GET operation has been requested against the indicated type of table without a key selection clause.**Action:** Specify a primary key equality in a selection while issuing GET requests against the indicated type of table.**Give default location with DEFAULT or SRC & SOURCENAME fields****Source:** Table Definer**Explanation:** You tried to save a minimal table definition whose definition is invalid.**Action:** Refer to the Managing Data manual for information on how to create a valid minimal definition.**GLOBAL CONSTANT AND VARIABLE RETRIEVAL ERROR****Source:** S6BTLADM - COMMON MESSAGES**Explanation:** When attempting to retrieve vital Data Object Broker information, the request failed.**Action:** Check the log for accompanying messages and retry if appropriate.**Global fields are not available for %****Source:** Table Definer**Explanation:** The global field dictionary is not available for the specified table.**Action:** No action required.**Global fields are not available for type "%" in table definer****Source:** Table Definer**Explanation:** Global fields are not available for the indicated table type.**Action:** No action required.**GLOBAL PARMS COULD NOT BE RETRIEVED****Source:** S6BTLADM - GENERAL STATS**Explanation:** The block of storage from the Data Object Broker that contains the information required to build the General Statistics screen could not be retrieved.**Action:** Press <Enter> to try obtain the block again. If the failure persists contact TIBCO Support.**GlobalField "%" already exists; choose new name or restore "%"****Source:** Field Dictionary**Explanation:** You changed the field name after entering the Field Manager. The name cannot be changed because a field with that name already exists.**Action:** Another name must be selected.**GPR % %****Source:** Interpreter**Explanation:** This message is used by the TIBCO Object Service Broker program that produces the TIBCO Object Service BrokerInformation Log.**Action:** For more information, show this message to a System Programmer.

**Grammar "%" has occurrences with same state  
"%" and token "%"****Source:** Parse**Explanation:** The grammar specification is incorrect because it contains occurrences with the same state and token values.**Action:** Correct the grammar specification to remove duplicate values.**Group "%" does not exist****Source:** Security**Explanation:** You referred to a non-existent group, usually in the userid profile screen.**Action:** Remove or change the invalid group. If you are in your profile, you can use the MEMBERSHIPS function to determine which groups include you as a member.**Group ALL is a VIRTUAL group; cannot be specified****Source:** Security**Explanation:** You requested the definition of the virtual group ALL, which is system-generated, and cannot be defined.**Action:** No action required.**Group cannot include another group; use VIEW  
GROUP to select****Source:** Security**Explanation:** You included a group entry in the membership list of a group definition.**Action:** You must remove the group entry before you can successfully save this screen. If the members of the group entry are to be included in the group being defined, use the VIEW GROUP function to select the members of the new group.

## Messages beginning with: H

---

### Heading field spans two data row fields; heading link set to N

**Source:** Report Definer

**Explanation:** You added a heading field that is positioned above two data fields. The Report Definer cannot tell which field the heading should be associated with, and so the heading link to field attribute cannot be used.

**Action:** No action is required; you will have to move your headings and fields separately because heading link is set to N. If you want the heading link set to Y, move the heading field so that it is above only one data field.

### HEADING ROWS must be 0 for all TITLES ONLY report tables

**Source:** Report Definer

**Explanation:** A titles report table (TITLE ONLY=Y) must have every row defined as a title row.

**Action:** Change the HEADING ROWS for this report table to 0.

### Help Screen for Screen definition "%" PRINTED

**Source:** Screen Definer

**Explanation:** You printed the Help defined for the screen that you are currently defining.

**Action:** No action required.

### HELP SELECTION IS INVALID, PLEASE TRY AGAIN

**Source:** S6BTLADM - COMMON MESSAGES

**Explanation:** You have entered a selection to process the next Help level, which is not valid for the current family of Help text.

**Action:** Correct your selection and retry.

### HEX FORMAT SEARCH TOKEN TRUNCATED TO FULL WORD

**Source:** S6BTLADM - PAGE IMAGES

**Explanation:** The search token you have specified is in hex notation. The search algorithm is limited to 4 hex bytes for a search of this type. The search processing routine has truncated the specified search argument to a fullword or length of 4 bytes.

**Action:** No action required.

### Highest change request number for node % is %

**Source:** Promotion

**Explanation:** You have used the START NUMBER or END NUMBER to narrow down the range of a query. However, the range specified is beyond the range of change requests that exist at this source node and location. The START NUMBER defaults to the first change request on the system. The END NUMBER defaults to the last change request on the system. Either field can be left blank to get the default range bound.

**Action:** Correct the range and try the query again.

**Highlighted fields do not match global definitions**

**Source:** Table Definer

**Explanation:** You are warned that the highlighted fields do not match global field definitions.

**Action:** You may want to change the highlighted field definitions so that they will match global field definitions. A list of global field definitions can be obtained by pressing <PF14>.

**HOST COMMUNICATION PATH ALLOCATION FAILED, RC=XXXX**

**Source:** S6BTLADM - COMMON MESSAGES

**Explanation:** When attempting to open a communication pathway to the desired Data Object Broker, the request was rejected by the communication sub-system.

**Action:** Ensure the spelling of the HOST or TDS parameter values and ensure the target Data Object Broker is up and available.

**HOST= IS A REQUIRED PARAMETER**

**Source:** S6BTLADM - COMMON MESSAGES

**Explanation:** When attempting to activate the Administrator utility, you neglected to specify either the HOST= or TDS= parameter. One of these parameters must be specified to identify which Data Object Broker to connect to.

**Action:** Correct the start-up parameter list and restart the Administrator.

## Messages beginning with: I

---

### Identifier "%" exceeds maximum length of % chars

**Source:** Rule Editor

**Explanation:** The identifier specified exceeds the present limit of 16 characters.

**Action:** Reduce the number of characters in the identifier.

### IDgen % must be Type I, Syntax B, Length 4

**Source:** Table Definer

**Explanation:** You specified Y for the IDgen field, and therefore you are defining a TDS or IMP table with an IDgen key. If you are also defining a parameter for the IMP table, it must be an IDgen parameter. IDgen keys or parameters must be defined with a semantic type of I, a syntax of B, and a length of 4.

**Action:** Specify the key or parameter attributes accordingly.

### IDGEN must be % for % table

**Source:** Table Definer

**Explanation:** Idgen value is invalid.

**Action:** Specify Idgen value as indicated in the message.

### IDM table definition OK... <PF3> to SAVE

**Source:** Table Definer

**Explanation:** The table you have just defined has passed all the edits.

**Action:** Press <PF3> to save it.

### IDMS subschema "%" deleted

**Source:** Tool for CA-IDMS Data

**Explanation:** The indicated subschema definition is no longer defined in TIBCO Object Service Broker because you confirmed your request to delete it.

**Action:** No action required.

### IDMS subschema delete failed: %

**Source:** Tool for CA-IDMS Data

**Explanation:** The deletion of a subschema definition failed.

**Action:** Check the message log for more information. If the cause cannot be determined and resolved, contact TIBCO Support.

### If flag is 'N', fields must be defined in the same order as in ADABAS

**Source:** ADABAS Definer

**Explanation:** Field ordering is invalid. For Repeat Type of GRP and MU/Special field in Grp of N, the selected fields must be defined in exactly the same order as in ADABAS.

**Action:** Reorder the fields to match ADABAS file definition.

### Ignore rights

**Source:** Manage Promotion Rights

**Explanation:** The promotion rights for the specified object are held by another user.

**Action:** Check who is holding the rights for the specified object and ask that the rights be released.



**Ill formed name for % % of dynamically created table %****Source:** TAM**Explanation:** The name you specified for the indicated Field or Parameter does not meet the criteria for a valid TIBCO Object Service Broker name.**Action:** Consult the Processing manual for information about the criteria a name must meet.**Image Area contains a "typed in" field at row %****Source:** Screen and Report Painters**Explanation:** The Image Area contains a new field in the indicated row which was created by typing it into the Image Area. This is not allowed.**Action:** Blank out the typed in field in the Image Area.**Import of IMS database definitions cancelled****Source:** Tool for IMS Data**Explanation:** The IMS database import was canceled by not confirming with <PF22>.**Action:** No action required.**Import Server transaction end failed****Source:** TAM**Explanation:** An open input file cannot be closed.**Action:** Forward the message log to TIBCO Support.**Import table "%" could not be repositioned to start of data set****Source:** TAM**Explanation:** Hardware error.**Action:** Contact TIBCO Support.**Improperly quoted string: "%"****Source:** Debugger Utility**Explanation:** You have entered a DBGCOM containing an ill-formed string literal.**Action:** Verify that the quotes delimiting, as well as those inside, the string literal are balanced.**Improperly quoted string: "%"****Source:** Parse**Explanation:** You have mismatched opening and closing quotes in your input.**Action:** Insert the closing quote, or delete the opening quote, as appropriate.**Improperly quoted string: "%"****Source:** Rule Editor**Explanation:** The string indicated is not surrounded by an appropriate number of quotation marks.**Action:** Insert the necessary quotation marks.**IMS database definitions imported****Source:** Tool for IMS Data**Explanation:** The IMS database(s) was (were) imported into TIBCO Object Service Broker.**Action:** No action required.**IMS Gateway unavailable or request aborted****Source:** TAM**Explanation:** The IMS Gateway has not been started, or it has failed.**Action:** Confirm that the IMS Gateway and the Data Object Broker are started and available. If this problem persists, contact TIBCO Support.

**IMS offset cannot exceed segment length %****Source:** Table Definer**Explanation:** When defining a subdivided field, you must keep the offset value within the segment length.**Action:** Calculate the segment length by adding the offset and length of the last field. Correct the highlighted offset value.**IMSGEN filename will be imported****Source:** Tool for IMS Data**Explanation:** The database definitions will be imported into TIBCO Object Service Broker.**Action:** No action required.**In/out argument # of % routine "%" is not a local variable or a field of a table****Source:** Interpreter**Explanation:** Some routines, such as TOKEN, modify their arguments. The argument must be a local variable or a field of a table for the routine to be able to modify it.**Action:** Adjust the arguments.**In OBJECTSET %, a % requires a %****Source:** Copy Defn/Data**Explanation:** You have requested to copy an object set and its children. However, the object set references an object which requires additional information to identify.**Action:** Specify the required information.**In rule %, at break event % %****Source:** Debugger Utility**Explanation:** Your application has reached a break event you specified. This provides feedback.**Action:** No action required.**INBOUND RESOURCE DETAIL ENTRY NOT DEFINED FOR PATH FROM node-name****Source:** S6BTLADM -Resource Management**Explanation:** You request the display of the Inbound Peer connection on the Resource Detail screen, the identified inbound Peer does not exist.**Action:** Select a different node name or add the inbound Peer Detail entry by pressing PF5 Add on the Resource Type List screen.**INCLUDE statement has appeared already****Source:** HLIPREPROCESSOR**Explanation:** At least one \$ INCLUDE HURON statement has already appeared.**Action:** Remove extra INCLUDE statements.**Including object set "%" results in a circular reference****Source:** Object Set Definer**Explanation:** You cannot include the indicated object set because to do so would result in a circular reference of object sets. The simplest example of a circular reference is to have object set A contain object set B, and object set B contain object set A.**Action:** Remove the indicated object set from the list of object sets in the current object set.

**Incompatible STARTUP PATH for STARTUP RULE; rule "%" not run****Source:** Session Manager**Explanation:** The Startup Rule cannot be found through the Search Path specified in the User Profile. For example, if the startup rule is in the local library, and the search path specifies searching the installation and system libraries, the rule cannot be found. The rule and search path combination is validated in the profile when specified, but events that take place after the information is specified can cause the specification to become invalid.**Action:** You can EXECUTE the startup rule if you still want to run the rule.

If you want the rule to run at the next logon, change the SEARCH field or the STARTUP RULE field in the User Profile.

**Incomplete fields information - check Print/Control Fields screen****Source:** Report Generator**Explanation:** An error or errors were detected in the specified screen.**Action:** Check the indicated screen.**Incomplete function information - check Report Functions screen****Source:** Report Generator**Explanation:** An error or errors were detected in the specified screen.**Action:** Check the indicated screen.**Incomplete relationship information - check Relate Tables screen****Source:** Report Generator**Explanation:** An error or errors were detected in the specified screen.**Action:** Check the indicated screen.**Incomplete selection information - check Selection Criteria screen****Source:** Report Generator**Explanation:** An error or errors were detected in the specified screen.**Action:** Check the indicated screen.**Incorrect % in definition of % "%" of table "%"****Source:** Interpreter**Explanation:** Internal error. The message log contains a more detailed error message.**Action:** Do the following:

1. Press <PF2> and print the log.
2. Contact TIBCO Support with the log and a description of the actions performed before the message was displayed.

**Incorrect number of arguments for "%"****Source:** Interpreter**Explanation:** When the specified rule was invoked, the number of arguments supplied did not match the number of arguments defined for the rule.**Action:** Verify that the rule is correctly defined and invoked.

**Incorrect number of arguments for rule "%"****Source:** Debugger Utility**Explanation:** You must either supply all the arguments expected by a rule or none (you will be prompted if arguments are required).**Action:** Verify the number of arguments supplied.**Incorrect value specified; must be in the range % to %****Source:** Batch Control Card**Explanation:** Invalid entry in a numeric field.**Action:** Correct the input. The message gives you the valid range.**Index field must be either be defined as 'K'ey or 'P'arameter****Source:** Table Definer**Explanation:** Invalid line command entered. IMS Index field must be either defined as a MetaStor key or as a data parameter.**Action:** Enter line command K or P to define IMS Index as key or parameter respectively.**Index field must be selected as 'K', or 'P' before viewing subfields****Source:** Table Definer**Explanation:** VIEW failed. The desired base index field must be selected prior to viewing the sub index fields.**Action:** Choose the desired base index field as Key (K) or Parameter (P). Press <PF6> to view the sub index fields.**Indexing of library "%" completed; Press PF2 for Logs****Source:** Global Cross Ref. Search**Explanation:** You asked to have a library indexed. This is done. You can see the Logs by pressing <PF2>.**Action:** No further action is required.**Indirect % name not allowed in %****Source:** Rule Editor**Explanation:** An inappropriate indirect reference to a table or rule has been made.**Action:** Check the Processing manual to see where indirect references are valid.**INDOUBT TRANSACTION RETRIEVAL FAILED****Source:** S6BTLADM - INDOUBT TRX**Explanation:** When attempting to issue the indoubt transaction retrieval request to the Data Object Broker, an error with the transmission was detected.**Action:** Review the joblog to determine if there are additional messages which may help identify the cause of the problem. Retry your request. If the problem persists contact the support center.**Infinite loop suspected, handler for exception "%" was executed more than once for rule call ("% " was exception signalled)****Source:** Interpreter**Explanation:** The statements comprising the handler for a given exception were executed and caused the same exception to be raised.**Action:** Restructure the exception handler so that it does not raise the same exception.

**INFO\_TO\_EXPORT must be "A", "D" or "O"****Source:** Unload/Load**Explanation:** When loading a table, you can only use the following option codes:

- A - Load the definition and all occurrences.
- D - Load the definition only.
- O - Load occurrences only.

**Action:** Correct the option code and try again.**Input "%"; expected "%"****Source:** Rule Editor**Explanation:** There is a syntax error in your rule. The input token was found; the other token was expected.**Action:** Check the Processing manual for the proper syntax, or cancel the changes.**Input string too long****Source:** Builtin Routines**Explanation:** The ADDRESS and ENDADDRESS arguments to \$GETSTRING are such that the input string or length cannot be read.**Action:** Verify that ADDRESS and ENDADDRESS are correct and that the string in storage is not corrupt.**Insert access to % (% ) by % denied****Source:** Audit Log Message**Explanation:** INSERT access to this object was denied. If the object is a parameterized table, the value of the first parameter for this table instance is indicated.**Action:** Ask someone who has CONTROL access to the object to provide INSERT access.**Insert access to TABLE %( % ) by %****Source:** Audit Log Message**Explanation:** The user has inserted data into the given table with the specified parameter.**Action:** No action required.**INSERT failed: table "%" has max ## rows allowed****Source:** Screen Server**Explanation:** No more occurrences can be inserted.

The screen table has reached its allowed maximum number of occurrences.

**Action:** Do one of the following:

- Using the Screen Table Painter, increase the number of occurrences allowed for the screen table.
- Delete another occurrence before attempting this insertion.
- Substitute the insert with a replace.

**INSERT failed for table "%" - row already exists****Source:** Screen Server**Explanation:** The maximum number of occurrences allowed for this screen table is one. The rule has tried to insert more than this maximum.**Action:** Using the Screen Table Painter, check why the screen table was specified to have only one occurrence. Increase this number if possible.

**Insert not generated, table % missing DB2 NOTNULL fields****Source:** Static SQL for DB2 Gateway**Explanation:** Attempt to generate Static SQL for a DB2 INSERT failed because a DB2 field defined as NOT NULL is not part of the MetaStor DB2 table definition. An attempt to do this insert would fail in DB2.**Action:** Select all fields marked NOT NULL as part of the MetaStor DB2 table definition or redefine the DB2 table in DB2 to remove the NOT NULL restriction.**Insertfail encountered for % "%" Fix=%: %****Source:** Promotions Bind Tools**Explanation:** An error occurred inserting the specified row into @PROMUNBOUNDDBJS and the @PROMUNBINDDBJS tool terminated.**Action:** Resolve the error specified and run @PROMBINDBDBJS before re-running @PROMUNBINDDBJS.**INSERTFAIL on loading %****Source:** Unload/Load**Explanation:** When inserting table occurrences, LOAD encountered an error that may be caused by duplicate primary key entries.**Action:** Delete the duplicate occurrences in the target system and load the object again.**Insertion of selected fields cancelled****Source:** Report Generator**Explanation:** The selected fields are not inserted because you did not place the cursor in an area where fields can be inserted.**Action:** If you still want to select the previous set of fields, press the RECALL function key and then place the cursor in a valid area (PRINT, SORT, BREAK, or ACROSS) before you press ENTER.

If you want to select a different set of fields, type an alphanumeric (0-9, A-Z) next to the field names, then place the cursor in a valid area (PRINT, SORT, BREAK, or ACROSS) before you press ENTER.

**Insertion of selected functions and fields cancelled****Source:** Report Generator**Explanation:** The selected function-field pairs are not inserted because you did not place the cursor in an area where the pairs can be inserted.**Action:** If you want to select the previous function-field pairs, press the RECALL function key and then place the cursor in the summary/break area before you press <ENTER>.

If you want to select a different set of function-field pairs, for each pair, type the same alphanumeric (0-9, A-Z) next to the function name and the field name, then place the cursor in the summary/break area before you press &lt;ENTER&gt;.

### **INSTANCE SELECT function is for PARAMETERIZED TABLES only**

**Source:** Unload

**Explanation:** In the UNLOAD first context, you have requested the INSTANCE SELECT function for a table entry where the table is not parameterized.

**Action:** Position the cursor on a parameterized table entry to use the INSTANCE SELECT function. The #PARMS column of the object list display will indicate which tables are parameterized.

### **Instance selection CANCELLED**

**Source:** Unload

**Explanation:** You had requested to specify which data instances of a parameterized table to unload via the INSTANCE SELECT function. However you requested to CANCEL the changes you made to the specification. The state of the selection list before you requested INSTANCES select will be used to determine which instances to unload.

**Action:** You can request the INSTANCE SELECT function again to double check which instances will get unloaded should you complete the unload request (as opposed to canceling it).

### **INSTANCES function is for TABLES with STORED DATA only**

**Source:** Unload

**Explanation:** You have requested to specify which instances for a table to unload, however the table on the same row as the cursor is not a table which has stored data in it (e.g., it is a TEM, SCR, RPT table).

**Action:** You cannot unload data from a nonpermanent table. Recheck the name.

### **Insufficient memory to run transaction**

**Source:** Session Manager

**Explanation:** The maximum amount of storage available for an TIBCO Object Service Broker user to run transactions has been exceeded.

**Action:** Ensure your application does not use an excessive amount of storage. Possible sources of problems may be:

- Inserting a large number of occurrences into a temporary table or screen table
- Running complex reports
- Accessing a large number of tables
- Nesting transactions

A TIBCO Object Service Broker system administrator can limit the maximum amount of storage available to a user. Refer to the Parameters manual for information about the TRANMEMMAX Execution Environment parameter.

### **Insufficient room to ADD a field here**

**Source:** Screen Definer

**Explanation:** In the Screen Table Painter, you requested adding a field in a location where the space is insufficient to add a field.

**Action:** You can do any of the following to gain sufficient space to add a field:

- Remove some of the existing fields.
- Type over some literal text with blanks.
- Add the field in another location.

### **Insufficient room to PASTE the field**

**Source:** Screen Definer

**Explanation:** You have pressed <PF17> but there is no room to paste the field.

**Action:** Paste the field elsewhere, or move the other fields to allow the field to be pasted where first indicated.

**Insufficient room to PASTE the field****Source:** Screen Definer**Explanation:** You pressed <PF17> but there is insufficient room, as the pasted field would overlap the physical boundaries of the terminal screen.**Action:** Paste the field elsewhere.**Insufficient security clearance to % change#%****Source:** Promotion**Explanation:** You did not have sufficient security clearance to perform the specified action against the specified change.**Action:** Ask your Security Administrator or Promotion Administrator for the required security clearance.**Insufficient security clearance to % defn of % %****Source:** Promotion**Explanation:** You did not have sufficient security clearance to perform the specified action against the definition of the specified object.**Action:** Ask your Security Administrator or the owner of the object for the required security clearance. Then apply the change again.**Insufficient security clearance to % occs of table %****Source:** Promotion**Explanation:** You did not have sufficient security clearance to perform the specified action against the occurrences of the specified table.**Action:** Ask your Security Administrator or the owner of the object for the required security clearance. Then apply the change again.**Insufficient security clearance to access % %****Source:** Unload/Load**Explanation:** You do not have security clearance to access the specified object.**Action:** Ask your security administrator for the required security clearance.**Insufficient security clearance to create % table %****Source:** Promotion**Explanation:** You did not have sufficient security clearance to create the specified table.**Action:** Ask your Security Administrator or the owner of the base table for the required security clearance. Then apply the change again.**Insufficient security clearance to run this utility****Source:** Promotion**Explanation:** This utility can be run by a selected group of users only and you are not a member of that group.**Action:** Contact your DBA to include you in the group which can run this utility.**Insufficient space for COPY: <PF3>/COPY PARTIAL or <PF12>/CANCEL****Source:** Screen Definer**Explanation:** In the Screen Table Painter, you wanted to load a whole table; however, the screen table does not have sufficient space.**Action:** Do one of the following:

- Cancel the request by pressing <PF12>.
- Copy some of the table by pressing <PF3>.



**Insufficient space to return all remote log messages****Source:** TAM

**Explanation:** During a distributed data access, a condition occurred at the remote node that caused error or informational messages to be written to the system log on the remote system. When the system attempted to transfer these messages back to the local system log, there was not enough space in the peer-to-peer message buffer to contain all of them. The usual reason for a large remote log is the failure of a remote trigger rule and the dumping of its local variables, active tables, and so on. As well, log information shares the buffer with any table occurrences being returned, so a number of successful operations within a FORALL, followed by a failure may not leave room for all the messages.

**Action:** Investigate the reason for the failure on the remote system. It may be necessary to reproduce the problem by accessing the remote table from a rule on the remote system, and examining the log on that system.

**Insufficient storage for DISPLAY & TRANSFERCALL****Source:** Screen Server

**Explanation:** Not enough session storage is available to contain the definition and data for the current screen.

**Action:** Decrease the amount of storage required by either simplifying the definition of the screen or having fewer occurrences in the component screen tables.

**Integrity Failure: Cannot order join cursor %****Source:** Host Language Interface

**Explanation:** Join cursors reference many tables. To sort outcome, one would need to create a storage table on the fly. The preprocessor cannot create one.

**Action:** Define a table to store outcomes, declare a cursor for the table by specifying order clause, and use this cursor to retrieve an ordered selection.

**Integrity Failure: Cannot update join cursor %****Source:** Host Language Interface

**Explanation:** Join type cursors cannot update tables referenced in the join.

**Action:** Use some other ways to update the tables referenced in the join.

**Integrityfail:%****Source:** Table Editor

**Explanation:** The promotion rights on the current table cannot be determined, probably as a result of locking. Therefore, the specified operation, which requires changes to the table, cannot be performed.

**Action:** Try the operation again later.

**Integrityfail on %; no printing done****Source:** Print Table

**Explanation:** The table cannot be printed because an INTEGRITYFAIL exception was raised.

**Action:** Check that you have access to that table.

**Intermediate COMMIT not allowed****Source:** TAM

**Explanation:** COMMIT operations for certain external tables cannot be followed by any other table or transaction operator in the same transaction. Refer to the appropriate TIBCO Object Service Broker documentation for the rules governing each external table type.

**Action:** Remove any request for an intermediate COMMIT.

**Intermediate ROLLBACK not allowed****Source:** TAM

**Explanation:** ROLLBACK operations for certain external table types cannot be followed by any other table or transaction operator in the same transaction. Refer to the appropriate TIBCO Object Service Broker documentation for the rules governing each external table type.

**Action:** Remove any request for an intermediate ROLLBACK.

**Internal editor error detected; press PF2 for more****Source:** Rule Editor

**Explanation:** This is a first-level message for an internal editor error. The message log contains a more detailed error message.

**Action:** Do the following:

1. Press <PF2> and print the log.
2. Contact TIBCO Support with the log and a description of what actions were being performed when this message appeared.

**Internal error; contact the Customer Support Center****Source:** Table Editor

**Explanation:** The Table Editor has an unexpected error situation.

**Action:** Contact TIBCO Support.

**Internal error in \$LISTDSN - IGGCSI00 parmlist error****Source:** Builtin Routines

**Explanation:** This is an internal error in the \$LISTDSN built-in routine.

**Action:** Contact TIBCO Support for assistance.

**Internal error in \$LISTDSN - IGGCSI00 parmlist pointer was zero****Source:** Builtin Routines

**Explanation:** This is an internal error in the \$LISTDSN built-in routine.

**Action:** Contact TIBCO Support for assistance.

**Internal error obtaining definition for table "%"****Source:** TAM

**Explanation:** The program for the table definition retrieval is illegally called.

**Action:** This is an internal error; contact TIBCO Support.

**Internal occurrence length error for table "%"****Source:** TAM

**Explanation:** The occurrence length in variable length format is longer than the dictionary record length in fixed length format.

**Action:** Change all the field lengths in the definition of the table, and ensure that the total field length matches the occurrence length.

**Internal parameter error****Source:** External Gateway Logon**Explanation:** One of the parameters on the connect of the gateway (server) session was found to be in error.**Action:** Check that libraries of compatible versions were used, and that the parameters you provided were correct.**Internal report server error: attempting to read a file that is not open for INPUT processing****Source:** Report Server**Explanation:** The Report Server detected an inconsistent server action.**Action:** Contact TIBCO Support.**Internal report server error: attempting to write to a file that is not open for OUTPUT processing****Source:** Report Server**Explanation:** The Report Server detected an inconsistent server action.**Action:** Contact TIBCO Support.**Internal report server error: Invalid sequence of report blocks when printing report "%"****Source:** Report Server**Explanation:** The Report Server detected an invalid state while producing a report page.**Action:** Contact TIBCO Support.**Internal report server error: Invalid source opcode for a report field. Report table is "%"****Source:** Report Server**Explanation:** The Report Server detected an error in the data structures that describe a report.**Action:** Contact TIBCO Support.**Internal report server error: Invalid source opcode for report field "%" of report table "%"****Source:** Report Server**Explanation:** An internal Report Server error was detected while the server was evaluating a derived report field.**Action:** Contact TIBCO Support.**Internal report server error: recursion stack overflow****Source:** Report Server**Explanation:** An error was detected during the building of the definition of a report.**Action:** Contact TIBCO Support.**Internal report server error: report function accumulator has an invalid syntax****Source:** Report Server**Explanation:** An error was detected in the data structure of the Report Server.**Action:** Contact TIBCO Support.**Internal report server error: report function value for derived field "%" of "%" was not found****Source:** Report Server**Explanation:** Access to a computed report function failed during report page formatting.**Action:** Contact TIBCO Support.**Invalid "%" specified- must be positive****Source:** Report Definer**Explanation:** This row or col is invalid. It should be positive rather than negative.**Action:** Change the value to a positive number.

**Invalid "%" specified - must be numeric or "\*"****Source:** Report Definer**Explanation:** Page Occ and Page Across values must be numeric or an asterisk ("\*"). A number indicates the number of occurrences or across repetitions to allow per page. An asterisk indicates that as many occurrences or across repetitions as will fit on a page are to be allowed.**Action:** Correct the Page Occ or Page Across value.**Invalid "%" specified****Source:** Report Definer**Explanation:** An invalid row or column was specified.**Action:** Row and column values must be  $\geq 0$ .**Invalid "Attribute Name" in \$SETRPTATTRIBUTE****Source:** Report Server**Explanation:** The second parameter of \$SETRPTATTRIBUTE is not one of:

- IMMEDIATE (Send report directly to output)
- OCCLIMIT (Limit occurrences used to generate report)
- PAGELength (Set new physical page length)
- PAGEWIDTH (Set new physical page width)
- EJECT (Control page eject if more than 1 report in transaction)
- PAGENUMBER (Set new starting page number).

**Action:** Correct second parameter to match one of the listed values.**Invalid %; must be between 0 and 255 (inclusive)****Source:** Security**Explanation:** A Security Administrator specified an invalid TDS segment number. Valid numbers are in the range 0 to 255, but the number of segments being used are installation dependent.**Action:** Change the value to a valid one.**Invalid access to table "%". Null parm "%" not allowed****Source:** TAM**Explanation:** The user tried to access a table with a null parameter value.**Action:** Use a non-null parameter value.**Invalid access to table "%": duplicate reference in parameters list and WHERE clause****Source:** TAM**Explanation:** For the same request, a parameter specified in a WHERE clause is also specified in the table reference.**Action:** Remove the parameter reference in either the WHERE clause or the table reference.**Invalid access type for table "%" of VSAM % "%"****Source:** TAM**Explanation:** The specification in the TYPE field of the table definition is not one of the following VSAM access types:

- KSDS
- ESDS
- RRDS

The variables in the message, from left to right, are as follows:

1. The name of the table
2. Either "file" or "DDNAME"
3. The name of the file or the DDNAME

**Action:** Change the TYPE value in the table definition to one of the allowed values.

#### Invalid Action %

**Source:** Unload/Load

**Explanation:** The action must be one of IS or IR for an object definition, or one of IS, IR, MI, or MR for table data.

**Action:** Correct the action.

#### Invalid action requested

**Source:** Static SQL for DB2 Gateway

**Explanation:** The action specified is not supported. The following line commands are supported:

- G - Generate Static SQL for a table.
- R - Remove Static SQL association for the table.

**Action:** Change the line command to G or R, or remove the action.

#### Invalid address specified in call to %. ADDRESS must be less than or equal to ENDADDRESS

**Source:** Builtin Routines

**Explanation:** The ENDADDRESS argument to \$GETSTRING or \$SETSTRING is the address just past valid storage and is used to protect against reading or writing to invalid storage.

The ADDRESS argument is the storage address where you will read or write the next string, and so it must have a value less than or equal to ENDADDRESS.

**Action:** Correct ADDRESS and/or ENDADDRESS so that they refer to the same block of storage and ADDRESS is less than or equal to ENDADDRESS.

#### Invalid argument "%" -->#<-- for "%"

**Source:** Builtin Routines

**Explanation:** Argument # of the \$SETTITLE tool cannot take the value zero (0).

**Action:** Supply a valid argument.

#### Invalid argument "%" -->%<-- for "%"

**Source:** Builtin Routines

**Explanation:** One of the following arguments does not meet specifications:

- media of \$RESETPRINT and \$SETPRINT
- clear\_title\_yn of \$SETPRINT
- title\_yn of \$BLANKPAGE
- just of \$PRINTFIELD
- numbering\_yn of \$TOCPU

**Action:** Supply a valid argument.

#### Invalid attribute "%" for "\$SETATTRIBUTE"

**Source:** Builtin Routines

**Explanation:** You specified an invalid attribute as a parameter to the \$SETATTRIBUTE tool. Valid values are:

- H (Highlight)
- P (Protect)
- V (Visible)
- N (Numeric)
- D (Detectable)

- B (Blinking)
- R (Reverse video)
- U (Underline).

**Action:** Change the utility call to specify one of the valid values.

### Invalid attribute for a field

**Source:** Builtin Routines

**Explanation:** Internal error. The message log contains a more detailed error message.

**Action:** Do the following:

1. Press <PF2> and print the log.
2. Contact TIBCO Support with the log and a description of the actions performed before the message was displayed.

### Invalid attribute for report function "%"

**Source:** Report Server

**Explanation:** An internal Report Server error was detected in the definition of a report function.

**Action:** Contact TIBCO Support.

### Invalid Category; press <PF1> for Help

**Source:** Promotion

**Explanation:** The category is the reason for the change request. Valid categories are listed in the Help.

**Action:** Fill in a valid category.

### Invalid CLASSIFICATION "%"; must be 1..7

**Source:** Security

**Explanation:** You have specified an invalid classification for the object whose Access Control List you are updating.

**Action:** You must specify the classification to be a number between 1 and 7.

### Invalid color "%" for "\$SETCOLOUR"

**Source:** Builtin Routines

**Explanation:** You specified an invalid color for the utility \$SETCOLOUR. Valid colors are those defined in the table @COLOURS.

**Action:** Change the invalid color to one that is present in the table @COLOURS.

### Invalid color specified for field "%.%"

**Source:** Screen Server

**Explanation:** The color code for the indicated field is not one of the valid codes defined in the table @COLOURS.

**Action:** Change the value of @SCREENFIELDS.FOREGROUND or @SCREENFIELDS.BACKGROUND to a valid color code.

### Invalid color type "%" for "\$SETCOLOUR"

**Source:** Builtin Routines

**Explanation:** You specified an invalid color type for the utility \$SETCOLOUR. Valid types are F (foreground) and B (background).

**Action:** Specify the color type as F or B.

### Invalid column specified for COPY/APPEND results

**Source:** Report Definer

**Explanation:** The column indicated as the target position for the results of a COPY/APPEND command cannot contain the copied fields and headings without causing an overlap condition, or exceeding the maximum report width.

**Action:** Do one of the following:

- Reposition the cursor to a row and column that will not cause a copied field to overlap

existing report fields or exceed the maximum report width.

- Use the keyword NONAMES after the APPEND command to indicate that no headings are to be copied.

#### **Invalid column specified for field "%.%"**

**Source:** Screen Server

**Explanation:** The column number that you gave as an argument to the SETCURSOR\_POS tool does not fall within the number.

**Action:** Change the column number to fall within the range of columns in the specified screen field. The range begins with 1 and extends to the length of the field.

#### **Invalid combination of arguments for ";;":**

**OFFSET "#" + LENGTH "#" >  
LENGTH(STRING) "#"**

**Source:** Builtin Routines

**Explanation:** Self-explanatory.

**Action:** Adjust the arguments so as to satisfy the stated constraint.

#### **Invalid combination of screen/table/field specified for "%"**

**Source:** Builtin Routines

**Explanation:** Either the screen, screen table, or screen field name has not been specified for the indicated utility.

**Action:** Make sure that the screen, screen table, and screen field names are specified in the utility call.

#### **Invalid command: "%"; Use "P"-parameter "K"-key "S"-select**

**Source:** Table Definer

**Explanation:** The indicated command is invalid. Use one of the following line commands:

- P (Parameter)
- K (Primary Key)
- S (Selected Field)

**Action:** Change the line command to a valid command.

#### **Invalid command: "%"; use "S" to select fields**

**Source:** Table Definer

**Explanation:** The indicated command is invalid; you can use only S to select fields.

**Action:** Change the invalid command to S if you want to select that field; otherwise, remove the invalid command.

#### **Invalid command: %**

**Source:** Character-based Text Editor

**Explanation:** You have entered an invalid command.

**Action:** Enter a valid command. If necessary press <PF1> to see a list of the commands.

#### **Invalid command for this object type**

**Source:** Global Cross Ref. Search

**Explanation:** An invalid primary command was entered.

**Action:** Correct or remove the command.

#### **Invalid command**

**Source:** External Gateways

**Explanation:** The command entered is not valid.

**Action:** Enter a valid command.

**Invalid constant : "%"****Source:** Report Generator**Explanation:** The indicated parameter value is an invalid constant.**Action:** Correct the parameter value.**Invalid CURRENT GROUP: "%"****Source:** Security**Explanation:** You specified an invalid current group in the user profile screen.**Action:** You can use the MEMBERSHIPS function to determine valid current groups, or change the CURRENT GROUP field to null so that you are not operating out of any group.**INVALID CURSOR POSITION FOR COMMAND SELECTION****Source:** S6BTLADM - OPERATOR FUNCT**Explanation:** The Administrator processing was unable to determine which operator request you wished to invoke.**Action:** Reposition the cursor using the tab key and try your request again.**Invalid D/C indicator "%" - must be "D"ebit, "C"redit, or "\_"****Source:** Report Generator**Explanation:** The specified indicator is invalid. It must be one of the following:

- D - Debit
- C - Credit
- \_ - no indicator.

**Action:** Change the D/C indicator to a valid character.**Invalid data set %****Source:** General**Explanation:** You specified an invalid data set name in the Rule Printer utility.**Action:** Correct the data set name.**Invalid data value in syntax W field - DBCS delimiters are not paired****Source:** Interpreter**Explanation:** The DBCS delimiters are not paired.**Action:** Supply missing DBCS delimiter. Alternatively, remove unpaired one.**Invalid data value in syntax W field - odd number of bytes between DBCS delimiters****Source:** Interpreter**Explanation:** The value in the syntax W field yields an odd number of bytes between the DBCS delimiters.**Action:** Verify the number of bytes between the DBCS delimiters.**Invalid data value in Unicode field - Length field incorrect****Source:** Interpreter**Explanation:** Either the length value for a Unicode field is not even or the length is two and the first two bytes contain the first half of a surrogate pair.**Action:** Correct the input Unicode data.



**Invalid database name; press <PF4> for DB NAMES****Source:** Table Definer**Explanation:** The IMS database name that you entered is not defined or loaded into the MetaStor.**Action:** Press <PF4> for a list of valid IMS database names and select one from the list.**Invalid date: %; expected format: %****Source:** Table Editor**Explanation:** You specified a date value that does not conform to the expected date format.**Action:** Change your date value to the indicated expected format and try again.**Invalid date display mask: "%"****Source:** Report Generator**Explanation:** The indicated date display mask is invalid.**Action:** Correct the date display mask. You can refer to the Reporting manual for a description of valid date display masks.**Invalid date format****Source:** Character-based Text Editor**Explanation:** The format you have used for the .date command is unsuitable for the tool \$TRXDATE.**Action:** Refer to \$CREATE\_DATE in the Shareable Tools manual for the correct syntax to be used with this rule.**Invalid date in GO TO date specification****Source:** Session Manager**Explanation:** You have specified a date which you wish to go to in the Appointment Book; however, there is no such date.**Action:** Change the date to a valid data and press <Enter> again.**Invalid DBCS field - odd number of bytes****Source:** Builtin Routines**Explanation:** The field in error is supposed to be a pure double-byte character set (DBCS) field, where each character is represented by 2 bytes.**Action:** Correct the field so that it contains an even number of bytes, representing a DBCS string.**Invalid DBCS subfield - odd number of bytes****Source:** Builtin Routines**Explanation:** The specified text contains an invalid DBCS subfield. A DBCS subfield represents a string of DBCS characters within a mixed string. Each DBCS character is represented by 2 bytes so the length of the DBCS subfield must be a multiple of 2.**Action:** Correct the DBCS subfield (the data between the "Shift Out" and "Shift In" characters) so that it contains an even number of bytes.

**Invalid DBCS subfield - unmatched SO/SI****Source:** Builtin Routines**Explanation:** A string contains one of the characters SO or SI (Shift Out or Shift In) without the other. DBCS subfields must start with an SO and end with an SI.**Action:** Add a "Shift Out" or "Shift In" character so that all DBCS subfields in the string are valid.**Invalid DDname: "%"****Source:** Report Generator**Explanation:** The DDname that you provided is not a valid TIBCO Object Service Broker identifier.**Action:** Enter a valid TIBCO Object Service Broker identifier. See the TIBCO Object Service Broker Documentation for more information about TIBCO Object Service Broker identifiers.**Invalid decimal length.****Source:** Table Definer**Explanation:** You did not enter a positive number in the MetaStor decimal field to indicate a decimal length.**Action:** Enter a positive integer value in the decimal field.**Invalid default Security Group: "%"****Source:** Security**Explanation:** You referred to an invalid default security group in the User Profile screen.**Action:** You can use the MEMBERSHIPS function to determine valid default security groups for the profile.**Invalid derived defn request:"%" is not defined as DERIVED****Source:** Report Definer**Explanation:** A derived field definition was requested for a non-derived field.**Action:** Position the cursor on a derived field before requesting derived field definition.**Invalid display mask defined for field "%.%"****Source:** Screen Server**Explanation:** An invalid display mask has been specified for the indicated screen field.**Action:** Correct the display mask specification using the Screen Definer and Screen Table Painter.**INVALID DUMP IDENTIFICATION ITEM SPECIFIED****Source:** S6BTLADM - DIAGNOSTIC DUMP**Explanation:** The item number you input to request a diagnostic dump is invalid.**Action:** Correct your input and try your request again.**Invalid encoding "%" specified in call to %. Use ASCII, UTF-8, UTF-16BE, UTF-16LE, UTF-32BE, or UTF-32LE****Source:** Builtin Routines**Explanation:** The ENCODING argument for \$GETSTRING or \$SETSTRING does not have one of the supported values.**Action:** Use one of the supported values.

**Invalid end of session action****Source:** Builtin Routines

**Explanation:** Action parameter for \$SETSESSIONEND is not a valid action to be performed when the user's session ends. Valid actions are START, XTCL, FORMAT, SWITCH, RETCODE, RC, and ABEND.

**Action:** Change the call to \$SETSESSIONEND to pass a valid session end action.

**Invalid exception name for a SIGNAL statement****Source:** Interpreter

**Explanation:** Internal error. The message log contains a more detailed error message.

**Action:** Do the following:

1. Press <PF2> and print the log.
2. Contact TIBCO Support with the log and a description of the actions performed before the message was displayed.

**Invalid Fail Safe transaction database table name: "%"****Source:** External Gateways

**Explanation:** The indicated table name is not a valid TIBCO Object Service Broker table name.

**Action:** Specify a valid TIBCO Object Service Broker table name for the external Fail Safe level-1 transaction database (FSTABLENAME).

**Invalid field length****Source:** Table Definer

**Explanation:** You must enter a positive integer for the field length.

**Action:** Type a positive integer in the LEN field.

**Invalid field name: %****Source:** Table Editor

**Explanation:** You specified an invalid field name.

**Action:** Check the field name that you specified and try the procedure again.

**Invalid field number found in dynamically created table %****Source:** TAM

**Explanation:** @DOFFIELDS.NUMBER does not correspond to the field's position in the table.

**Action:** Set @DOFFIELDS.NUMBER to correspond to the occurrence number in @DOFTABLES.FIELDS.

**Invalid field of %: %****Source:** DEFINE\_OBJLIST Tool

**Explanation:** The indicated field is not a valid field of the indicated table.

**Action:** Check the table definition and specify a valid field name.

**Invalid field specified for COPY/APPEND of report table "%"****Source:** Report Definer

**Explanation:** A copy of a table.field has been requested, but the field specification is invalid.

**Action:** Specifying only a table in a COPY or an APPEND operation will display a prompt list of all available fields on the table. The required field can then be selected.

**Invalid field syntax for ORDERING - field "%.%"****Source:** Screen Server**Explanation:** The indicated field is syntax F (floating point), which is invalid for ordering a screen table.**Action:** Either change the syntax of the screen field or do not try to order occurrences based on the indicated field.**Invalid filter key****Source:** Builtin Routines**Explanation:** The filter key supplied for the SLISTDSN is not allowed.**Action:** Check the Shareable Tools manual for valid formats.**Invalid footnote definition in screen table "%" within Screen "%"****Source:** Screen Server**Explanation:** One of the following occurred:

1. The footnote text exceeds the number of rows specified for the occurrence.
2. Footnotes have been specified but not created.

**Action:** Correct the screen definition by using the Screen Table Painter.**INVALID FUNCTION KEY HIT, OR FUNCTION RESTRICTED****Source:** S6BTLADM - COMMON MESSAGES**Explanation:** The function key you pressed is either invalid for this screen or provides access to a function for which you do not have security clearance.**Action:** Verify you pressed the key you intended, contact your security administrator to arrange the appropriate external security. Refer to the Security manual for further details.**Invalid hexadecimal number****Source:** Table Editor**Explanation:** You assigned an invalid hexadecimal number to a Unicode or raw data field of an occurrence.**Action:** Assign a valid hexadecimal number to the field.**Invalid IDMS table: %****Source:** Tool for CA-IDMS Data**Explanation:** The table you selected from the list is not an IDMS table. The table type was changed by nonstandard methods.**Action:** Try to find out why the table type was changed. If it should not have been changed, edit the TABLES table and change the table type back to IDM. You can then use the Table Definer to see if the table definition was also changed, and change it back, if necessary.**Invalid IMS length****Source:** Table Definer**Explanation:** The value in the IMS length field is not a positive value.**Action:** Enter a positive integer value that does not exceed the length of the current segment.

**Invalid IMS offset****Source:** Table Definer**Explanation:** The IMS offset field has a negative or null value.**Action:** Enter a positive value in the offset field, but ensure that the offset value does not exceed the length of the segment.**Invalid indirect field name, %****Source:** Interpreter**Explanation:** The evaluation of an indirect reference to a field did not yield a name.**Action:** Verify that indirect references to fields resolve to names.**Invalid indirect rule name, %****Source:** Interpreter**Explanation:** The evaluation of an indirect reference did not produce a name.**Action:** Verify the expression for the indirect reference.**Invalid indirect table name, %****Source:** Interpreter**Explanation:** The evaluation of an indirect reference to a table has not yielded a name.**Action:** Verify that indirect references to tables resolve to names.**Invalid input: % is not a text table nor a valid parameter****Source:** Character-based Text Editor**Explanation:** TED was executed with an input argument that is neither the name of a text table nor a parameter of @TEXT.**Action:** Correct the input argument.**Invalid Key - % not defined****Source:** ADABAS Definer**Explanation:** You have pressed a PF key that is not defined.**Action:** Use <PF1> for a list of valid PF keys.**Invalid key type "%" - must be "P"rimary****Source:** Table Definer**Explanation:** The indicated key type is invalid. It must be either P (primary key) or S (secondary key). Since the Table Definer does not create secondary indexes, you can specify only P.**Action:** Do one of the following:

- Remove the invalid key type.
- Change the invalid key type to P.
- Remove the invalid key type and build a secondary index by using the SIXBUILD tool. See the Shareable Tools manual for more information.

**Invalid LENGTH and/or COL specified - max report width is %****Source:** Report Definer**Explanation:** The maximum width that a report field can be defined is indicated.**Action:** Ensure that each report field does not extend beyond the maximum width.**Invalid length specification; must be either F or V****Source:** Batch Control Card**Explanation:** You have specified an invalid length specification for the input file.**Action:** Specify whether the input file is fixed (F) or variable (V) length.

**Invalid length specified; must be in the range 1 to 3915****Source:** Batch Control Card**Explanation:** You specified an incorrect field length.**Action:** Correct the input. The field length must be in the range of 1 to 254 bytes.**Invalid library name: "%"****Source:** Define Library**Explanation:** You tried to define a Library, but the name you provided is not a valid library identifier (e.g., the identifier has internal blanks, starts with a number or an invalid character, etc.).**Action:** Specify a library name that is up to 8 characters in length, has no internal blanks and no invalid characters.**Invalid limit : "%"****Source:** Report Generator**Explanation:** You specified an invalid value for the record limit.**Action:** Enter a positive number for the limit.**Invalid line command: %****Source:** Table Editor**Explanation:** You entered an invalid line command.**Action:** Enter a valid line command. Press <PF1> for a list of valid line commands.**Invalid line command: Only D-Delete line command is allowed****Source:** Table Definer**Explanation:** You have specified an invalid line command to be operated on the location parameter.**Action:** Specify only the D line command to delete the location parameter.**Invalid line command "%"****Source:** Promotion**Explanation:** The specified character is an invalid line command.**Action:** Remove the line command or change it to a valid command. You can get a list of valid line commands by pressing <PF1> for Help.**Invalid line command****Source:** Character-based Text Editor**Explanation:** You entered a character that is not a command in the line command position.**Action:** Remove or correct the invalid character. Press <PF1> for a list of valid line commands.**Invalid line command****Source:** Promotion**Explanation:** The line command you entered is not valid on this screen. Valid line commands are listed at the bottom of the screen.**Action:** Use a valid line command.

**Invalid line specification: % - a number is required****Source:** Character-based Text Editor**Explanation:** You issued the script command .tm or .bm to specify the number of lines for the top or bottom margin but you did not specify a valid number.**Action:** Specify a valid number for the top or bottom margin lines.**Invalid location %****Source:** Copy Definition**Explanation:** Informs you that the location is invalid.**Action:** No action required.**Invalid location %****Source:** Copy Defn/Data**Explanation:** You have specified a location which does not exist.**Action:** Remove or correct the location specification.**Invalid logical: % for field %****Source:** Table Editor**Explanation:** You assigned an invalid logical value to a logical field of an occurrence.**Action:** Assign a valid logical value (Y or N) to the indicated field.**Invalid logical: %****Source:** Table Editor**Explanation:** You assigned an invalid logical value to a logical field of an occurrence.**Action:** Assign a valid logical value (Y or N) to that field.**Invalid logical value (must be "Y" or "N")****Source:** Screen Definer**Explanation:** You have not entered either Y or N into the SCROLL prompt in the screen table definition.**Action:** Enter either Y or N.**Invalid message id****Source:** Screen Server**Explanation:** This is an internal error in the screen server.**Action:** Do the following:

1. Press <PF2> and print the log.
2. Contact TIBCO Support with the log and an exact description of what actions were being performed when this message was generated.

**Invalid month for calendar****Source:** Session Manager**Explanation:** You typed over the month name with an invalid month name.**Action:** Enter a valid month name.**Invalid name: "%"****Source:** Object Set Definer**Explanation:** The indicated name is not a valid TIBCO Object Service Broker object name.**Action:** Change the name so it is valid. A valid name is any character string up to 16 characters beginning with a letter (A-Z) or a special character (\$ or #), and continuing with more letters, special characters, digits (0-9), or underscores (\_).

**Invalid NEW\_STATE "%" in "%"****Source:** Parse**Explanation:** The grammar definition of % is invalid as it contains a transition to a non-existent state.**Action:** If the grammar was supplied with TIBCO Object Service Broker, contact TIBCO Support.

If the grammar is user-defined, examine the grammar and either add the state or remove the attempted transition to that state.

**Invalid number: "%"****Source:** Rule Editor**Explanation:** An invalid numeric constant has been detected (possibly one too large to represent).**Action:** Check the Processing manual to determine the form of valid numeric constants.**Invalid number: % for field %****Source:** Table Editor**Explanation:** You assigned an invalid value, such as a string, to a numeric field of an occurrence.**Action:** Assign a numeric value to the indicated field.**Invalid number: %****Source:** Table Editor**Explanation:** You assigned an invalid value, such as a string, to a numeric field of an occurrence.**Action:** Assign a numeric value to that field.**Invalid number of copies %: must be from 1 to 255****Source:** Security**Explanation:** In the User Profile screen, you specified an invalid number of copies for the print parameters; the number must be in the range 1 to 255.**Action:** Change the number of copies to a valid number.**Invalid number of parameters supplied for table "%"****Source:** Interpreter**Explanation:** The number of parameters supplied for a table access does not match the number of parameters defined for the table.**Action:** Check the table definition for the parameters and based on this information correct the number of parameters that you are supplying.**Invalid number of parameters supplied for table "%"****Source:** TAM**Explanation:** The parameters specified in a table request (INSERT, GET, REPLACE, DELETE, or FORALL), and/or in an accompanying WHERE clause, are different from the parameters in the definition of the table.**Action:** Make sure that all parameters in the table definition are specified in a table request, and/or the parameter names in the accompanying WHERE clause are specified correctly.**Invalid object code in detranslator rule "%" at offset %****Source:** Rule Editor**Explanation:** Internal translator error.



The message log will contain a more detailed error message.

**Action:** Do the following:

1. Press <PF2> and print the log.
2. Contact TIBCO Support with the log and a description of what actions were being performed when this message was generated.

### **Invalid object command**

**Source:** Object Manager

**Explanation:** You entered a line command that is not listed at the bottom of the screen.

**Action:** Correct the line command.

### **Invalid object specification "%"**

**Source:** Debugger Utility

**Explanation:** You have specified a break event using either the primary command area or the break event control area. You may have misspelled the name of the object qualifying the break event to be set.

**Action:** Verify the spelling of the object.

### **Invalid OBJECT\_TYPE % - use PF1 key to select valid types**

**Source:** Global Cross Ref. Search

**Explanation:** The KEYWORDSEARCH tool has been called with an invalid value for the argument object\_type.

**Action:** This argument indicates which type of object to search for, and must be one of the following single characters:

- R - rule
- T - table
- S - screen
- P - report

- A - any of these.

### **Invalid opcode in selection for table "%"**

**Source:** TAM

**Explanation:** Possible system error.

**Action:** Check the valid selection syntax in the calling rule (see the traceback). Also check for a valid stored selection in the definition of the specified table. If this is correct, push <PF2> and print the log, then contact TIBCO Support, or the Database Administrator, with the log and a description of what actions were being performed when this message was generated.

### **Invalid opcode in selection string for access on table "%"**

**Source:** Builtin Routines

**Explanation:** Internal error.

**Action:** Contact TIBCO Support.

### **Invalid operation code found during security checking**

**Source:** TAM

**Explanation:** Unexpected condition detected during clearance checking.

**Action:** Print the message log if possible. Log off and log on before continuing. Contact TIBCO Support.

### **Invalid operator in selection string**

**Source:** Interpreter

**Explanation:** Internal error. The message log contains a more detailed error message.

**Action:**

1. Press <PF2> and print the log.

- Contact TIBCO Support with the log and a description of the actions performed before the message was displayed.

#### **Invalid ORDERING - field "%.%" not found**

**Source:** Screen Server

**Explanation:** During a FORALL, a non-existent field was specified for ordering.

**Action:** Do one of the following:

- Use the correct field name.
- Add the field to the table on which the ordered FORALL is to be done.

#### **Invalid OTMA function request: %**

**Source:** Builtin Routines

**Explanation:** You specified an invalid OTMA function request to the \$OTMA built-in routine. Valid function requests are: OPEN, ALLO, SEND, FREE and CLOS.

If the function shown in the message text is OPEN, this indicates that you already have an IMS OTMA connection open. Only one connection is allowed per session.

**Action:** Correct the error and retry. Refer to the sample rules in the Shareable Tools manual.

If the function in error is OPEN, close the current connection before opening another one.

#### **Invalid page image in file '%'**

**Source:** Offline Utilities

**Explanation:** While processing a backup file, the utility has encountered an invalid page. Additional messages will indicate the exact nature of the problem.

**Action:** Refer to accompanying messages for additional instructions.

#### **Invalid parameter: % - must be "#", "t", or bullet characters**

**Source:** Character-based Text Editor

**Explanation:** The list command requires a parameter of: #, T, or the characters that are assigned to be bullets.

**Action:** Correct the parameter.

#### **Invalid parameter: % - must not be negative**

**Source:** Character-based Text Editor

**Explanation:** A negative number has been given as a parameter.

Numeric parameters must be non-negative, whole numbers.

**Action:** Change the parameter number to a positive, whole number.

#### **Invalid parameter name "%" for table "%"**

**Source:** Batch Control Card

**Explanation:** The indicated name is not a parameter for the indicated table.

**Action:** Check the table definition for the correct parameter names, and change the selection string accordingly.

#### **Invalid parameter or field in selection string for access on table "%"**

**Source:** Builtin Routines

**Explanation:** A parameter or field specified in a table access statement is not a parameter or field of the indicated table. The table definition or the processed program was probably modified since the last pass through the preprocessor.

**Action:** Verify the parameter and field names, and preprocess the program again.

**Invalid parameter value; %****Source:** Batch Control Card**Explanation:** The indicated parameter value is invalid and an explanation is provided.**Action:** Modify the selection string accordingly by assigning a valid value to the indicated parameter.**Invalid parameter value; bad source data for parameter %****Source:** Table Editor**Explanation:** You specified an invalid value for the indicated parameter. For example, specifying a string value for a numeric parameter is invalid.**Action:** Try again using a valid value for the indicated parameter.**Invalid parameter value; source number too large for parameter %****Source:** Table Editor**Explanation:** You specified a value that cannot be represented by the syntax defined for the indicated numeric parameter.**Action:** Try again using a value within the range of the syntax. See the Managing Data manual for a description of valid values.**Invalid parameter value; source number too small for parameter %****Source:** Table Editor**Explanation:** You specified a value that cannot be represented by the syntax defined for the indicated numeric parameter.**Action:** Try again using a value within the range of the syntax. See the Managing Data manual for a description of valid values.**Invalid parameter value; source string too long for parameter %****Source:** Table Editor**Explanation:** You have specified a string value which is too long for the indicated parameter.**Action:** Try again using a shorter string value for the indicated parameter.**Invalid PF key assignment: must be 0 (disabled), or 1..23****Source:** Screen Definer**Explanation:** In the Screen Definer, you assigned a standard function to an invalid PF key. Valid PF key values are in the range 1 to 23 and 0.**Action:** If you want to disable the standard function, assign 0 to the PF key. If you do not want to disable the function, assign a value based on:

- How many function keys are available in the destination screen
- Which other function keys have been used already.

**Invalid physical record size for table "%"****Source:** TAM**Explanation:** One of the following has occurred:

1. After an INSERT or REPLACE to a VSAM table with multiple record types, the length of the record about to be written to the VSAM file does not match the physical record size of the file. This error can occur for RRDS and ESDS type VSAM tables, which must have all physical records the same length.
2. When accessing a VSAM KSDS base cluster with an attached alternate index, the alternate index RECORDSIZE is not big enough to add another duplicate base

key occurrence in the current alternate index record.

**Action:** Depending on the cause of the problem, do one of the following:

1. Either alter the parent or child VSAM table definitions, or else change the number of INSERTs or DELETEs of child records such that the total record size matches the physical record size.
2. Rebuild the alternate index specifying a larger RECORDSIZE.

### **Invalid presentation environment for this object**

**Source:** Global Cross Ref. Search

**Explanation:** The environment of your system does not support the presentation of this type of object.

**Action:** Use a system that supports the presentation of this type of object.

### **Invalid primary command "%"**

**Source:** Object Manager

**Explanation:** You entered an invalid primary command.

**Action:** Correct the command.

### **Invalid primary key combination**

**Source:** Table Definer

**Explanation:** The primary key selection cannot be rationalized.

**Action:** Select a correct primary key value.

### **Invalid print class: "%"; must be A-Z or 0-9 or \***

**Source:** Batch Submission Tool

**Explanation:** You have specified an invalid print class for your output setting. A valid print class must be an alphanumeric character A-Z or 0-9.

**Action:** Specify a valid print class value.

### **Invalid print class: "%"; must be A-Z or 0-9 or \***

**Source:** Security

**Explanation:** You have specified an invalid print class for your profile. A valid print class must be an alphanumeric character A-Z or 0-9.

**Action:** Specify a valid print class value.

### **Invalid print destination: "%" (%)**

**Source:** Security

**Explanation:** You specified an invalid print destination for your print parameters in your user profile.

**Action:** Specify a correct print destination.

### **INVALID PROFILE SELECTION ENTRY NUMBER SUPPLIED**

**Source:** S6BTLADM - PROFILES DISPLAY

**Explanation:** The item number you specified in the input field is invalid.

**Action:** Select one of the values listed on the screen and retry your request.

**Invalid QUERYKIND %****Source:** Global Cross Ref. Search**Explanation:** The CROSSREFSEARCH tool was called with the parameter QUERYKIND set to an invalid value.**Action:** This parameter indicates the type of search to conduct, and must be one of the following strings:

- RULE
- TABLE
- SCREEN
- SIGNAL
- EXCEPTION
- STRING

**Invalid report name : "%"****Source:** Report Generator**Explanation:** You specified an invalid report name.**Action:** Enter a valid TIBCO Object Service Broker identifier. See the Processing manual for more information about TIBCO Object Service Broker identifiers.**Invalid request for dictionary table "%"****Source:** TAM**Explanation:** You accessed the indicated dictionary table by using an invalid method. The dictionary table is one of the following:

- \$\$\$SYSTABLES
- \$\$\$SYSPARMS
- \$\$\$SYSFIELDS.

**Action:**

- If the indicated dictionary table is \$\$\$SYSTABLES, you cannot access this table.

- If you want to access the \$\$\$SYSPARMS or \$\$\$SYSFIELDS tables, use an unqualified FORALL statement.

**Invalid request to Screen Server****Source:** Screen Server**Explanation:** This is a TIBCO Object Service Broker internal error. The Screen Server has been called with an invalid request code.**Action:** Do the following:

1. Press <PF2> and print the log.
2. Contact TIBCO Support with the log and an exact description of what actions were being performed when this message appeared.

**Invalid rights requested for "%" of type "%"****Source:** Manage Promotion Rights**Explanation:** You are trying to perform one of the following operations: OBTAIN all rights, RELEASE all rights, or TRANSFER all rights on an object. However, the type of the promotion rights (DEFN, DATA, etc.) that you have specified for that object is invalid or does not match with the type of rights available for the object.**Action:** Check the promotion type of the specified object and try again.

**Invalid row/col for screen table "%" within Screen "%"****Source:** Screen Server**Explanation:** The screen table has been specified to start at a position outside the bounds that the Screen Server can handle.**Action:** Using the Screen Table Painter, check the start rows and columns for the screen table. If any unreasonable values exist, such as row = 600 or column = -350, change these values and try the rule again.**Invalid ROW/COL specified****Source:** Report Definer**Explanation:** An invalid row or column was entered in the definition area. Row and column values must be numeric and greater than zero.**Action:** Correct the indicated row or column value.**Invalid row % in FIND\_REGION****Source:** Rule Editor**Explanation:** Internal editor error.

The message log will contain a more detailed error message.

**Action:** Do the following:

1. Press <PF2> and print the log.
2. Contact TIBCO Support with the log and a description of what actions were being performed when this message was generated.

**Invalid ROW for COPY/APPEND; copy requires 3 rows; exceeds %****Source:** Report Definer**Explanation:** The copy of a field and its headings requires 3 rows.**Action:** Do one of the following:

- Position the cursor to a row that has 2 rows available below it for the copy results, and press <ENTER>.
- Use the NONAMES keyword with the COPY or APPEND command so that the headings are not copied. In this case, you need only 1 row.

**Invalid rule name : "%"****Source:** Report Generator**Explanation:** The rule name that you provided is not a valid TIBCO Object Service Broker identifier.**Action:** Enter a valid TIBCO Object Service Broker identifier. See the Processing manual if you want to know more about TIBCO Object Service Broker identifiers.**Invalid scope for report function "%" of report field "%" in report table "%"****Source:** Report Server**Explanation:** The scope of the report function was not one of REPORT, RUNNING, or PAGE.**Action:** Use the Report Definer to correct the derived report field.

**Invalid SCOPE value "%" specified****Source:** Promotions Bind Tools**Explanation:** An invalid Scope value was specified for the @PROMUNBINDOBJS tool.**Action:** Specify a valid Scope value of SYSTEM, INSTALLATION or ALL.**Invalid scroll amount: %****Source:** Table Editor**Explanation:** You specified an invalid value for the scroll amount.**Action:** Press <PF1> for a list of valid scroll amount values. Try again with a valid value.**Invalid scroll amount "%" "****Source:** Object Manager**Explanation:** You entered an invalid amount in the scroll field. The invalid scroll amount was replaced with a P (Page).**Action:** If you do not want to scroll by pages, enter another valid scroll amount. They are:

- C (Column)
- M (Maximum)
- H (Half)
- D (Display)
- a number.

**Invalid scroll amount****Source:** General**Explanation:** You entered an invalid scroll amount for vertical scrolling. Valid scroll amounts are:

- C - Scroll to the line on which the cursor is placed.
- H - Scroll a half-page up or down.
- P - Scroll one screen up or down.

- M - Scroll to the top or bottom.
- n - Scroll the specified number of lines up or down.

**Action:** Enter a valid scroll amount and press <PF7> or <PF8>.**Invalid scroll amount****Source:** Secure Audit Log**Explanation:** You specified an invalid value for the scroll amount.**Action:** Press <PF1> to invoke field-level help to display a list of valid scroll values. Try again with a valid scroll value.**Invalid segment number, "#", for "%" "****Source:** Builtin Routines**Explanation:** You specified an invalid value as parameter SEGMENT# to one of the following tools: \$GETENVCOMMAREA, \$SETENVCOMMAREA.**Action:** Supply a valid SEGMENT#.**INVALID SELECTION, RETRY****Source:** S6BTLADM - COMMON MESSAGES**Explanation:** Your menu selection value was not valid.**Action:** Retry.

**Invalid SELECTION character; use "S"****Source:** Security**Explanation:** You put an invalid selection character beside an object in the Transfer Ownership screen. Valid selection characters for this screen are blank, null, and S.**Action:** If you do not want to select the object, type over the invalid character with a blank, or remove it (i.e., becomes NULL). If you want to select the object, replace it with an S.**Invalid selection string during FORALL on table "%"****Source:** TAM**Explanation:** The requested or stored selection is syntactically invalid.**Action:** Verify that the stored selection was not modified outside of the Table Definer. If modified, redefine the table again.**Invalid selection string for report field "%" of report table "%"****Source:** Report Server**Explanation:** A syntax error was detected in the selection string for a report function.**Action:** Using the Report Definer, review the selection string for report functions that were used in the source of the derived report field.**Invalid selection string for report table "%"****Source:** Report Server**Explanation:** A syntax error was detected in the selection string for the body report table.**Action:** Using the Report Definer, review the selection string for a body report table with syntax errors.**Invalid selection term using parameter "%" in % selection for table "%"****Source:** TAM**Explanation:** In an input selection string the selection term/clause using a table parameter must be of the format:

```
TableParm "=" value
```

In a stored selection a selection term using a table parameter or source-table parameter can have one of the following formats:

```
SourceTableParm "=" value
```

or

```
SourceTableField RelationalOperator  
TableParm
```

**Action:** Replace the selection clause with one of the valid formats.**Invalid selection value****Source:** ADABAS Definer**Explanation:** Unable to list ADABAS COLUMNS for selection.**Action:** Specify the ADABAS Database ID (DBID) and FILE No for COLUMN selection.**Invalid semantic type entered****Source:** Table Definer**Explanation:** You did not enter a valid MetaStor semantic type in the MetaStor TYPE field.**Action:** Consult the Managing Data manual for information about valid MetaStor semantic types.



**Invalid semantic type for OF-FIELD "%" of report function "%"; see report field "%" of report table "%"**

**Source:** Report Server

**Explanation:** The semantic type of the indicated OF-Field is not valid for the indicated report function.

**Action:** Either change the semantic type of the OF-Field or use a different report function for the derived field.

**Invalid server type: "%"**

**Source:** External Gateways

**Explanation:** The gateway (server) type entered is not a valid gateway type that this utility supports.

**Action:** If the utility is @CONFIGURESERVER then an entry for this gateway type was not found in @SERVERCONFIG.

**Invalid server type**

**Source:** External Gateway Logon

**Explanation:** The type of gateway (server) you will be running as must be supplied.

**Action:** Supply the gateway type in the parameters before starting the gateway.

**Invalid session end value**

**Source:** Builtin Routines

**Explanation:** The value for \$SETSESSIONEND action is invalid. For actions of START, XTCL, FORMAT, and SWITCH the value must be a string of a maximum length of 8. For actions of RETCODE, RC, and ABEND the value must be an integer.

**Action:** Change the call to \$SETSESSIONEND to pass a suitable value for the action specified.

**Invalid session menu % in user profile; STANDARD is used**

**Source:** Session Manager

**Explanation:** Your user profile names a menu that is not a logon menu or does not exist.

**Action:** Correct your user profile.

**Invalid set name**

**Source:** Table Definer

**Explanation:** The set name you specified on the VERIFY ACCESS PATH screen is incorrect or invalid.

**Action:** Correct the set name; you can find valid set names by returning to the SELECT RECORDS screen, and using the ? line command to list all valid set names.

**Invalid setup: % - Default setup has been assumed**

**Source:** Character-based Text Editor

**Explanation:** A non-existent setup name has been given in the setup command.

**Action:** Check the setup name, and put in a valid name.

**Invalid sort direction in ordering of dynamically created table %**

**Source:** TAM

**Explanation:** You specified a sort direction other than blank, "A", or "D".

**Action:** Set the sort direction accordingly.

**Invalid sort order for report field "%" of report table "%"****Source:** Report Server**Explanation:** The sort order in the control information of the report is invalid.**Action:** Use the Report Definer to correct the sort order. Sort orders can be either A (ascending) or D (descending).**Invalid source: "%"; specify either "DATABASE" or "ARCHIVE"****Source:** Batch Control Card**Explanation:** You invoked the BATCH\_UNLD\_CARDS tool, and specified an invalid source as the input parameter to this utility.**Action:** Specify either "DATABASE" if you want to unload from the MetaStor, or "ARCHIVE" if you want to unload from an archive backup file.**Invalid source: valid values for location parameter SRC are: %****Source:** Table Definer**Explanation:** You have assigned a value other than those allowed for the SOURCE attribute of a location parameter.**Action:** Specify the correct value as the SOURCE attribute value.**Invalid source for report field "%" of report table "%"****Source:** Report Server**Explanation:** The source of a derived report field contains a syntax error.**Action:** Use the Report Definer to correct the report field.**Invalid string: % - "on" or "off" is required****Source:** Character-based Text Editor**Explanation:** The command requires a parameter which must have the value of ON or OFF.

Case is irrelevant.

**Action:** Supply the required parameter.**Invalid string: % - "on" or "off" or a number is required****Source:** Character-based Text Editor**Explanation:** A correct parameter value was not supplied.

The command requires either the parameter ON or OFF, or a number.

**Action:** Provide either a number, ON, or OFF.**Invalid string: % - a number is required****Source:** Character-based Text Editor**Explanation:** The command requires a parameter in the form of a number, and the number was not supplied.**Action:** Provide the required parameter number.**Invalid SYNC function requested****Source:** TAM**Explanation:** Internal error.**Action:** Do the following:

1. Press <PF2> and print the log.
2. Contact TIBCO Support with the log, and a description of what actions were being performed when this message was generated.

**Invalid syntax "%" for parameter "%"****Source:** Table Definer**Explanation:** The indicated parameter has invalid syntax; only B (binary), P (packed decimal), and C (fixed character) are allowed.**Action:** Change the syntax of the indicated parameter to a B, P, or C.**Invalid syntax % for field %****Source:** Field Dictionary**Explanation:** The syntax specified is invalid.**Action:** Change the syntax to a valid value. See the Processing manual for valid syntaxes.**Invalid syntax defined for field "%.%"****Source:** TAM**Explanation:** The mentioned field is improperly defined.**Action:** Use the Table Definer to assign a valid TIBCO Object Service Broker syntax to the field.**Invalid syntax entered.****Source:** Table Definer**Explanation:** You entered an invalid syntax in the MetaStor SYN field.**Action:** Enter a valid syntax. See the Managing Data manual for a list of valid syntax codes.**Invalid syntax for %% of dynamically created table %****Source:** TAM**Explanation:** The syntax you specified for the indicated Field or Parameter is not supported for the specified semantic type.**Action:** Consult the Managing Data manual for information about valid MetaStor syntaxes.**Invalid syntax found in dynamically created table %****Source:** TAM**Explanation:** An internal conversion of the contents of @DOFEXTFIELDS encountered an invalid syntax. This should never occur in the course of normal operation.**Action:** Contact TIBCO Support.**Invalid syntax specified; press <PF1> for list of valid syntaxes****Source:** Batch Control Card**Explanation:** You specified an invalid syntax.**Action:** Correct the input. Valid values are given in the message. Press <PF1> for Help to find a detailed explanation of each syntax value.**Invalid table/field name: "%"****Source:** Screen Server**Explanation:** A screen routine (e.g., \$SETATTRIBUTE) has been passed a non-existent screen table or field parameter for the Screen parameter provided.**Action:** Use the correct combination of screen, screen table and field parameters.**Invalid table type "%" defined for table "%"****Source:** TAM**Explanation:** The source table must be one of: TDS, TEM, SCR, IMS, or EXP.**Action:** Make sure that the table type used is one of the allowed values.

**Invalid table type for reference table "%" on table "%"****Source:** TAM**Explanation:** The table that you reference cannot be of type SCR, EXP, or RPT.**Action:** Refer to a table with a valid type.**Invalid temporary sort directory "%"****Source:** TAM**Explanation:** External sort is unable to find the directory name supplied in the Workfile parameter.**Action:** Supply the SORTUNIT parameter with a valid directory name. For more detail, refer to the Parameters manual.**Invalid TIMEZONE: must be -23 to +23 (incl.)****Source:** Security**Explanation:** In the User Profile, you have specified an invalid TIMEZONE. The TIMEZONE is really an OFFSET from the system time. So, if you are say, 3 hours ahead of the system time, then the TIMEZONE setting should be 3. If you are 3 hours behind system time, then set TIMEZONE to -3 and so on. Note that your RESTRICTED HOURS are according to SYSTEM TIME.**Action:** Set the TIMEZONE according to the difference between your local time and the time in which the system operates.**Invalid token "%" in selection string for report field "%" of report table "%"****Source:** Report Server**Explanation:** A syntax error was detected in the selection string for a report function.**Action:** Using the Report Definer, look for the syntax error near to the token listed and correct the error.**Invalid token "%" in selection string for report table "%"****Source:** Report Server**Explanation:** A syntax error was detected in the selection string for the body report table.**Action:** Using the Report Definer, look for the syntax error near to the token listed and correct the error.**Invalid token "%" in source of report field "%" of report table "%"****Source:** Report Server**Explanation:** A syntax error exists in the source of a derived report field.**Action:** Use the Report Definer to fix the syntax error in the report field.**Invalid type/syntax combination for % % of dynamically created table %****Source:** TAM**Explanation:** The combination of semantic type and syntax you specified for the indicated Field or Parameter is not supported.**Action:** Consult the Managing Data manual for information about MetaStor semantic type and syntaxes.**Invalid TYPE/SYNTAX combination****Source:** Report Definer**Explanation:** The type and syntax specified for a report field within the definition area cannot be used together.**Action:** Consult the TIBCO Object Service Broker Documentation for the correct type and syntax combinations.

**Invalid TYPE/SYNTAX combination****Source:** Screen Definer**Explanation:** You have defined a field with an invalid TYPE/SYNTAX combination.**Action:** Refer to the Text-based Presentation manual for valid values, and correct your definition.**Invalid type "%" encountered in % table****Source:** Rule Editor**Explanation:** Internal editor error.

The message log will contain a more detailed error message.

**Action:** Do the following:

1. Press <PF2> and print the log.
2. Contact TIBCO Support with the log and a description of what actions were being performed when this message was generated.

**Invalid type % for field %****Source:** Field Dictionary**Explanation:** The semantic type specified is invalid.**Action:** Change the type to one of the valid values. See the Processing manual for valid semantic types.**Invalid type for % % of dynamically created table %****Source:** TAM**Explanation:** The type you specified for the indicated Field or Parameter is not recognized.**Action:** Consult the Managing Data manual for information about valid MetaStor semantic types.**Invalid upper/lower limit****Source:** Promotion**Explanation:** The FROM and TO fields must have non-negative integers with the value of the TO field greater than the FROM field.**Action:** Change the value in the FROM or TO field.**Invalid use of \$PAGE\_NUMBER for report field ";" of report table ";"****Source:** Report Server**Explanation:** The specified field references the report function \$PAGE\_NUMBER either directly or indirectly, and is also a break, sort, summary, or across field. Since the page number in a report is dependent on the break fields in the report, the break fields cannot be dependent on the page number or we would have a circular definition.**Action:** Change the report definition so that there are no circular dependencies.**Invalid userid/serveruserid****Source:** External Gateway Logon**Explanation:** The userid or IDPREFIX that was supplied was not valid, or not unique in this environment.**Action:** Ensure that your userid is valid, and that only one gateway (server) run with the supplied IDPREFIX.**Invalid userid; % is not one token****Source:** Security**Explanation:** The userid that you specified has embedded blank or special characters, such as quotation marks or parentheses, which do not make it a valid single token.**Action:** Make the necessary correction to the userid value and try again.

**Invalid userid; % starts with an illegal character****Source:** Security**Explanation:** The userid that you specified has an invalid starting character. A userid must start with either an alphabetic character, \$, # or @.**Action:** Make necessary correction to the userid value and try again.**Invalid userid; length must be between 3 and 8****Source:** Security**Explanation:** You specified a userid which has either less than 3 characters or more than 8 characters.**Action:** Make necessary correction to the userid value and try again.**Invalid value "%" for field "%"****Source:** Batch Control Card**Explanation:** The indicated value is invalid for the indicated field.**Action:** Specify a valid value for the given field.**Invalid value for % parameter; ensure type-compatible****Source:** Security**Explanation:** While specifying an instance of a table, you entered a value for a parameter of the table that is incompatible with the defined type and syntax of the parameter. For example, if you enter B5 for a DATE type parameter, you will see this message.**Action:** Remove the offending value and replace it with a valid one.**Invalid value for option "%" of "%"****Source:** Builtin Routines**Explanation:** One of the following occurred:

- This message applies to arguments OPTION\_NAME and OPTION\_VALUE of the \$BATCHOPT tool. You cannot assign the latter value to the former.
- An internal error.

**Action:** If the error was caused by the \$BATCHOPT tool, supply a valid value. If not, contact TIBCO Support.**Invalid value in selection****Source:** Print Rules**Explanation:** A value in the selection cannot be used in the selection.**Action:** Correct the value. This may require that a date be expressed in the format used on the screen, YYYY-MM-DD.**Invalid version; enter V2.2, V2.3 or leave blank****Source:** Static SQL for DB2 Gateway**Explanation:** The DB2 version number entered did not match the allowed values of V2.2 or V2.3.**Action:** Enter V2.2, V2.3, or leave blank.

## Messages beginning with: J

---

### Java external routine "%" raised exception "%"

**Source:** Interpreter

**Explanation:** The indicated Java external routine raised the indicated Java exception.

**Action:** Correct the Java external routine or the use of it such that it does not raise a Java exception.

### Justification must be L, C, or R

**Source:** Menu Definer

**Explanation:** When positioning titles for the menu, you must choose to place them on the left (L), centre (C), or right (R).

**Action:** Correct the justification.

### Java Virtual Machine could not be loaded for Java external routine "%"

**Source:** Interpreter

**Explanation:** The Java Virtual Machine could not be located at the path given by the location row in the instance of @JAVAOPTIONS belonging to the Execution Environment.

**Action:** Correct the path in the location row.

### Job Submitted

**Source:** Promotion

**Explanation:** The batch job for applying the change have been submitted.

**Action:** No action required.

### Justification code invalid - justification=%

**Source:** Interpreter

**Explanation:** Internal error. The message log contains a more detailed error message.

**Action:** Do the following:

1. Press <PF2> and print the log.
2. Contact TIBCO Support with the log and a description of the actions performed before the message was displayed.

## Messages beginning with: K

---

### Key field % in source table missing from table definition

**Source:** Table Definer

**Explanation:** The indicated key field from the source table is not found in the Subview table definition.

**Action:** Define the indicated field as key field in your Subview table definition.

### Key field cannot have default value

**Source:** Table Definer

**Explanation:** A primary key cannot have a default value.

**Action:** Remove the default value specification for the primary key field.

### Key field not number 1 in dynamically created table %

**Source:** TAM

**Explanation:** The field identified by @DOFTABLES.KEY equal to "P" is not the first field.

**Action:** Set the first Primary Key field to be the first field.

### Key field representing the records' ISN must have a length of '4'

**Source:** ADABAS Definer

**Explanation:** Invalid external length for key field representing the ADABAS ISN#.

**Action:** Specify special external length of 4 for key field representing the ISN#.

### Key field representing the records' relative number must have a length of '2'

**Source:** ADABAS Definer

**Explanation:** Length of key fields (other than the first key representing the ADABAS ISN#) should be 2.

**Action:** Specify a length of 2 for the key representing the records' relative occurrence.

### Key fields not contiguous in dynamically created table %

**Source:** TAM

**Explanation:** A compound primary key must be composed of an initial, contiguous set of fields.

**Action:** Ensure that all primary key fields in @DOFFIELDS are grouped at the beginning.

### Key for dynamically created IDGEN table % must be IDENTIFIER BINARY 4

**Source:** TAM

**Explanation:** The primary key of the table you are dynamically creating is not of semantic type IDENTIFIER, syntax BINARY, and length 4.

**Action:** Set the type, syntax, and length to IDENTIFIER BINARY 4.

### Key length > 127; cannot be selected as key

**Source:** Table Definer

**Explanation:** You cannot choose a field that is longer than 127 bytes to be a primary key.

**Action:** Use another line command so that the field is not a primary key for the MetaStor IMS table.



**Key length for table "%" does not match key length of VSAM % "%"****Source:** TAM**Explanation:** The length of the key for the TIBCO Object Service Broker definition of the indicated table is not equal to the length of the actual key in the KSDS data set. The variables in the message, from left to right, are as follows:

1. The name of the table
2. Either "file" or "DDNAME"
3. The name of the file or the DDNAME

**Action:** Change the definition of the TIBCO Object Service Broker table so that the key length equals the VSAM record key length.**Key offset for table "%" does not match key offset of VSAM % "%"****Source:** TAM**Explanation:** The offset of the key in the table definition does not match the actual key offset of the VSAM file. The variables, from left to right, are as follows:

1. Either "file" or "DDNAME"
2. The name of the file or the DDNAME

**Action:** Ensure that the table definition for the indicated table matches the characteristics of the actual VSAM file.**Keyfield for % M204 table must have % % % attributes****Source:** Table Definer**Explanation:** The Keyfield must have the specified attributes**Action:** Specify the attributes as requested**Keys must be together and at the front of the definition****Source:** ADABAS Definer**Explanation:** The ordering of your key fields is invalid.**Action:** Define keys to be consecutive and at the front of the table definition.**Keypoint of % must be consistent with source table****Source:** Table Definer**Explanation:** The keypoint of the indicated field does not match that of the source table.**Action:** Change keypoint to contain the same value as in source table.**Keyword(s) longer than 20 characters ignored - see message log****Source:** Keyword Manager**Explanation:** This object has one or more keywords of more than 20 characters. These keywords will not be indexed. The objects and their keywords are listed in the message log.**Action:** Press <PF2> to see a list of objects whose keywords must be shortened.

## Messages beginning with: L

---

### Label "%" is not a valid string

**Source:** Report Generator

**Explanation:** The indicated label is not a valid string.

**Action:** Type in a valid label for your report.

### Largest positive ROW must be for body; use a negative row

**Source:** Report Definer

**Explanation:** Any report tables with a positive row origin must be printed above the body report table. In other words, the row origin of the report table must be less than the row origin of the body report table.

**Action:** If you want to print the report table below the body report table, change the ROW specified to a negative number. The number indicates the row offset relative to the bottom of the report page (e.g., row -1 represents the bottom line on a page).

### Last % columns will be truncated upon saving

**Source:** Character-based Text Editor

**Explanation:** This message warns you that the indicated number of columns will be truncated from the document when the document is saved.

**Action:** Confirm whether the truncation is acceptable or adjust the document accordingly if you do not want it to be truncated.

### Length argument extends beyond end of buffer - length=#,buflen=#

**Source:** Interpreter

### Last 16 rules called

**Source:** Interpreter

**Explanation:** This message is used by the TIBCO Object Service Broker program that produces the Information Log.

**Action:** Study the TIBCO Object Service BrokerInformation Log.

### Left edge of Window

**Source:** General

**Explanation:** You pressed <PF1> until you reached the left edge of the displayable information. No more information exists to the left of the screen you are viewing.

**Action:** No action required.

### Left edge of window

**Source:** Unload

**Explanation:** You have requested to page left and the screen is already at the left border.

**Action:** No action required.

### Length + pos - 1 is "#" for "%", it must be <= print width which is "#"

**Source:** Builtin Routines

**Explanation:** The sum of the POS and LENGTH arguments for \$PRINTFIELD must be less than the print width.

**Action:** Adjust the arguments or the page width.

**Explanation:** Internal error. The message log contains a more detailed error message.

**Action:** Do the following:

1. Press <PF2> and print the log.
2. Contact TIBCO Support with the log and a description of the actions performed before the message was displayed.

#### **Length argument less than 0 - length=#**

**Source:** Interpreter

**Explanation:** Internal error. The message log contains a more detailed error message.

**Action:** Do the following:

1. Press <PF2> and print the log.
2. Contact TIBCO Support with the log and a description of the actions performed before the message was displayed.

#### **Length can be only 4, 8, or 16 for syntax F**

**Source:** Table Definer

**Explanation:** The valid lengths for a MetaStor floating point field are 4, 8, or 16.

**Action:** Change the field length to a valid one.

#### **LENGTH CANNOT BE NEGATIVE**

**Source:** Builtin Routines

**Explanation:** Internal error. The message log contains a more detailed error message.

**Action:** Do the following:

1. Press <PF2> and print the log.
2. Contact TIBCO Support with the log and a description of the actions performed before the message was displayed.

#### **LENGTH field is insufficient for mask "%"; need length of %**

**Source:** Screen and Report Painters

**Explanation:** The specified display mask extends beyond the length of the field.

**Action:** Either increase the length of the field or adjust the display mask to the existing length.

#### **Length must be 1 for logical type**

**Source:** Table Definer

**Explanation:** The length for a MetaStor logical field must be 1.

**Action:** Change the length of the field to 1.

#### **Length must be 2 or 4 for syntax B**

**Source:** Table Definer

**Explanation:** The length for a MetaStor binary field must be either 2 or 4.

**Action:** Change the length of the field to 2 or 4.

#### **Length must be between 1 and 8 for syntax P**

**Source:** Table Definer

**Explanation:** The length for a MetaStor packed decimal field must be between 1 and 8.

**Action:** Enter a value between 1 and 8 for the field.

#### **Length must be positive for % % of dynamically created table %**

**Source:** TAM

**Explanation:** The length you specified for the indicated Field or parameter is negative.

**Action:** Specify a length greater than zero.

**LENGTH MUST BE STRICTLY POSITIVE****Source:** Builtin Routines**Explanation:** Internal error. The message log contains a more detailed error message.**Action:** Do the following:

1. Press <PF2> and print the log.
2. Contact TIBCO Support with the log and a description of the actions performed before the message was displayed.

**Length of "%" cannot be null for offset calculation****Source:** Table Definer**Explanation:** External length must be entered for offset calculation.**Action:** Specify starting length for offset calculation.**Length of # specified for function PAD exceeds the current maximum permissible value of #****Source:** Interpreter**Explanation:** The length specified for the output string is larger than the current maximum permissible value.**Action:** Either specify a smaller value for the length, or increase the session parameter EXECSTACKSIZE to allow for larger strings. The maximum permissible value of the length for PAD is approximately (EXECSTACKSIZE - 32K). Note that if the result of PAD is to be assigned to a local variable, the value of the session parameter EXECLOCALSIZE may need to be increased as well.**Length of % must %****Source:** Table Definer**Explanation:** Invalid length.**Action:** Specify new value with correct length as specified in the message.**Length of 2 or 4 required with Binary syntax for % % of dynamically created table %****Source:** TAM**Explanation:** The indicated Field or Parameter is of syntax BINARY and of length other than 2 or 4.**Action:** Consult the Managing Data manual for information about valid representations of numerical data.**Length of 4/8/16 required with Float syntax for % % of dynamically created table %****Source:** TAM**Explanation:** The indicated Field or Parameter is of syntax FLOAT and length other than 4, 8, or 16.**Action:** Consult the Managing Data manual for information about valid representations of numerical data.**LENGTH OF A BINARY NUMBER MUST BE <= 4****Source:** Builtin Routines**Explanation:** Internal error. The message log contains a more detailed error message.**Action:** Do the following:

1. Press <PF2> and print the log.
2. Contact TIBCO Support with the log and a description of the actions performed before the message was displayed.

**LENGTH OF A FLOATING POINT NUMBER MUST BE 4, 8 OR 16****Source:** Builtin Routines**Explanation:** Internal error. The message log contains a more detailed error message.**Action:** Do the following:

1. Press <PF2> and print the log.
2. Contact TIBCO Support with the log and a description of the actions performed before the message was displayed.

**LENGTH OF A PACKED NUMBER MUST BE <= 8****Source:** Builtin Routines**Explanation:** Internal error. The message log contains a more detailed error message.**Action:** Do the following:

1. Press <PF2> and print the log.
2. Contact TIBCO Support with the log and a description of the actions performed before the message was displayed.

**Length of argument for rule "%" too long for an asynchronous event****Source:** Interpreter**Explanation:** The operating system imposes a limit on the total size of the arguments of a rule to be run in batch (by using the SCHEDULE statement). This limit was exceeded.**Action:** Try passing the arguments through a table.**Length of binary field "%" must be 2 or 4****Source:** Table Definer**Explanation:** The length of the indicated binary field is not 2 or 4.**Action:** Change the length of the indicated field to 2 or 4. If the length is 2, the field can store numbers from -32,768 to 32,767. If the length is 4, the field can store numbers from -2,147,483,648 to 2,147,483,647.**Length of field %****Source:** Field Dictionary**Explanation:** The user specified a length that is outside the bounds for the field syntax. This message continues:

= %, is above the range %:%

or

= %, is below the range %:%

**Action:** Change the length to a number within the bounds specified in the error message.**Length of float field "%" must be 4, 8, or 16****Source:** Table Definer**Explanation:** You did not specify 4, 8, or 16 as the length for a floating point field.**Action:** Change the length of the indicated field to 4, 8, or 16. The lengths correspond to 24, 56, or 112 binary digits of precision.**Length of logical field %****Source:** Field Dictionary**Explanation:** You entered a length for a logical field that is not equal to 1. This message continues:

= %, is above the range 1:1

or

= %, is below the range 1:1

**Action:** Change the length to 1.

### **Length of parameter "%" for table ">" > 127**

**Source:** TAM

**Explanation:** The defined length of the parameter is greater than 127.

**Action:** Correct the length parameter in the table definition so that it is less than or equal to 127 bytes.

### **Length of string greater than 32767**

**Source:** Interpreter

**Explanation:** Strings cannot contain more than 32767 characters.

**Action:** Verify that no string can become larger than 32767 characters.

### **Length of title/footing for "%" is # and must be <= #**

**Source:** Builtin Routines

**Explanation:** The arguments L, C and R of SSETP#POS or SSETTITLE cannot have a total length that exceeds the print width or 132, whichever is smaller.

**Action:** Adjust the arguments or the page width.

### **LENGTH operand of the SUBSTRING function goes beyond the end of the string**

**Source:** Interpreter

**Explanation:** Internal error. The message log contains a more detailed error message.

**Action:** Do the following:

1. Press <PF2> and print the log.
2. Contact TIBCO Support with the log and a description of the actions performed before the message was displayed.

### **LENGTH operand of the SUBSTRING function is a negative number**

**Source:** Interpreter

**Explanation:** Internal error. The message log contains a more detailed error message.

**Action:** Do the following:

1. Press <PF2> and print the log.
2. Contact TIBCO Support with the log and a description of the actions performed before the message was displayed.

### **Level 7 clearance required to use PAGE\_STATS or PAGE\_ENTRY**

**Source:** TAM

**Explanation:** These TIBCO Object Service Broker routines require level-7 security clearance.

**Action:** Request that your system administrator run the affected rule.

### **Libraries permissions for object set will be committed on SAVE**

**Source:** Security

**Explanation:** You saved library permissions specifications for an object set.

**Action:** No action required. To cancel any changes made to library permissions for an object set, you must cancel from the object set definition screen.

### **Library "%" cannot be referred to more than once**

**Source:** Security

**Explanation:** You referred to a particular library more than once while specifying library permissions for an Object set definition.

**Action:** Remove duplicate entries from the list by replacing the library name with blanks, nulls, or another library name.

**Library "%" does not exist****Source:** Security**Explanation:** You referred to a non-existent library.**Action:** No action required unless you have to remove the reference.**Library "%" was defined since create user began; cannot SAVE****Source:** Security**Explanation:** A Security Administrator is trying to create a userid, but since this request was initiated, someone has created a library of the same name as the userid being created. The home library cannot be created for the userid.**Action:** You must cancel and restart with a new userid, or you can have the created library renamed by authorized individuals.**Library % is empty; no changes to cross reference.****Source:** Global Cross Reference Build**Explanation:** The library named in the call to REFMAKER is empty. No changes have been made to the existing cross reference.**Action:** No action required.**Library % is not defined; you are in your HOME library, %****Source:** Session Manager**Explanation:** You specified a logon library that existed at the time of the specification, but does not exist at the time of this logon. Since the library no longer exists, the session manager puts you into your home library at logon.**Action:** A recommended action is to remove the non-existent library reference from your User Profile Logon Library.**Library % is not defined****Source:** Session Manager**Explanation:** You attempted to set the current library field in the workbench to a library that does not exist.**Action:** Replace the name of the non-existent library with an existing library, preferably one for which you have at least VIEW\_DEFN authorization.**Library copy succeeded: % rules copied****Source:** Copy Rule or Copy Library**Explanation:** The library was copied successfully. The source library should contain the number of rules indicated as copied in the message.**Action:** Verify that the number of rules copied is correct.**Library definition and rules in library "%" DELETED****Source:** Define Library**Explanation:** You requested and confirmed the deletion of a library.**Action:** No action required.

**Library does not contain any Rules****Source:** Unload/Load**Explanation:** The specified library is empty.**Action:** No action required.**Library error on rule "%"****Source:** Session Manager**Explanation:** Internal error. The message log contains a more detailed error message.**Action:** Do the following:

1. Press <PF2> and print the log.
2. Contact TIBCO Support with the log and a description of the actions performed before the message was displayed.

**LIBRARY is required for %, which can include %S****Source:** Unload**Explanation:** You have requested to unload an object which includes rules by reference. You must specify from which LIBRARY the referenced rules should be unloaded.**Action:** In the top area of the screen, type in the LIBRARY which should be used as the source of these referenced rules.**Library name "%" is invalid****Source:** Promotion**Explanation:** The library name entered cannot be a source library for promotions, or a rollback library.**Action:** Change the library name.**Library name cannot be blank****Source:** Unload/Load**Explanation:** You entered a rule name but did not enter a library name.**Action:** On the first line beneath Rules in Library, type in a valid library name.**Library names can only be eight characters long****Source:** Copy Definition**Explanation:** A library name cannot exceed 8 characters in length.**Action:** Retype the library name, up to 8 characters.**Library parameters must be specified****Source:** CHANGERULE tool**Explanation:** There is no library name on the screen.**Action:** Enter the name of the library containing the rules you want changed.**Limit cannot be negative****Source:** Batch Submission Tool**Explanation:** You specified a negative number in the limit field of the queue definition screen.**Action:** Enter a positive value.**Line command "%" is invalid****Source:** Rule Editor**Explanation:** You entered an invalid line command.**Action:** Enter a valid line command; you can press <PF1> for a list of valid line commands.



**Line length too long for destination****Source:** Character-based Text Editor**Explanation:** The output line is set too long for the field in the destination table. This length is the sum of the adjust and linelength parameters.**Action:** Check the most recent .setup, .ll, or .ad commands for specifying too large a value for linelength or adjust. There is a .setup default implied if no actual .setup command appears at the start of the document.**Line numbers are 1, 2, or 3 for top and bottom****Source:** Menu Definer**Explanation:** The top and bottom can each fit only three lines which are numbered 1, 2, and 3.**Action:** Correct the line numbers.**Line position must be T=top or B=bottom****Source:** Menu Definer**Explanation:** Title lines must appear at the top or bottom of the screen.**Action:** Enter a valid letter to indicate the top or bottom.**LINK failed: module "%"; R15 = %****Source:** Session Manager**Explanation:** Link to the sort program failed. For diagnostic purposes, the module to which the link was directed and the return code are supplied.**Action:** Call your system administrator to ensure that the module being linked to is available and to check the return code in Register 15 against the appropriate vendor's manual. Correct the problem as required.**List "%" interface is not defined****Source:** Table Definer**Explanation:** The interface for listing tables and/or columns from external DBMS has not been defined.**Action:** Invoke the "Define list tbl/col interface" option in GENDT to define the LIST interface.**List of valid colors is not available****Source:** Builtin Routines**Explanation:** One or both of the TDS tables @COLOURS and @SCREENCOLOURS cannot be accessed during initialization of the list of valid screen colors.**Action:** Contact your System Administrator.**List printed****Source:** Object Manager**Explanation:** You pressed <PF13> to print the list of objects.**Action:** No action required.**Lists do not contain the same number of objects (out of synch)****Source:** Definition Differences**Explanation:** You are trying to compare two lists of objects but the number of objects in these two lists is not the same.**Action:** Insert the missing objects or remove the extra objects and try again.

**Literal '%' contains a word which spans the fixed columns****Source:** Screen Definer**Explanation:** The specified literal contains a word that extends beyond the fixed column boundary.**Action:** Either adjust the fixed columns to include the interfering word, or adjust the literal to fit within the fixed columns.**Literal text cannot start in the first column of Image Area****Source:** Screen Definer**Explanation:** You have entered literal text which starts in the first column of the Image Area.**Action:** Either move, or remove, the character(s) in the first column.**Load completed****Source:** Tool for CA-IDMS Data**Explanation:** The subschema definition identified in the import files has been loaded into the TIBCO Object Service Broker/IDMS dictionary tables.**Action:** No action required.**Load ended due to error; <PF2> for more****Source:** Unload/Load**Explanation:** A system error occurred during the LOAD process.**Action:** Press <PF2> to view the error messages. Print the log file and contact TIBCO Support.**Load of definition of table "%" will cause nested FORALL****Source:** Interpreter**Explanation:** Internal error. You used a system table in a FORALL statement, then attempted to access the table again within the FORALL loop.**Action:** Do the following:

1. Press <PF2> and print the log.
2. Contact TIBCO Support with the log and a description of the actions performed before the message was displayed.

Avoid nested FORALL statements on one table.

**Load of rule "%" failed****Source:** Interpreter**Explanation:** Internal error. The message log contains a more detailed error message.**Action:** Do the following:

1. Press <PF2> and print the log.
2. Contact TIBCO Support with the log and a description of the actions performed before the message was displayed.

**Load of VSAM table "%" exit routine "%" failed****Source:** TAM**Explanation:** The indicated exit routine cannot be loaded from the library of external routines.**Action:** Make sure that the exit routine exists as an executable load module in a library that is currently allocated to TIBCO Object Service Broker.

**Loaded % Tbls % Scrns % Rpts % Rules % Objsets % Menus****Source:** Unload/Load**Explanation:** The specified number of objects were loaded.**Action:** No action required.**Loaded %****Source:** Promotion**Explanation:** The specified number of objects were loaded as a result of applying the change to the system.**Action:** No action required.**Loading % of % %****Source:** Unload/Load**Explanation:** This is an informational message that indicates what is being loaded (the definition, occurrences, or both definition and occurrences), the type of object (table, screen, rule or report), and the object name.**Action:** No action required.**Loading definition and occurrences of % Tables****Source:** Unload/Load**Explanation:** Definitions and occurrences of the named tables were loaded.**Action:** No action required.**Loading definition of % Tables****Source:** Unload/Load**Explanation:** The definitions of the named tables were loaded.**Action:** No action required.**Loading definition of %****Source:** Unload/Load**Explanation:** Definitions of the named objects were loaded. When tables are named, this message implies that only the definition and not the occurrences of the table was loaded.**Action:** No action required.**Loading definition of %****Source:** Unload/Load**Explanation:** Definitions of the named objects were loaded. When this message names a table, it implies that only the definition and no occurrences was loaded.**Action:** No actions required.**Loading occurrences of % Tables****Source:** Unload/Load**Explanation:** Occurrences only were loaded for the named tables.**Action:** No action required.**Local Variable "%" has not been declared****Source:** Debugger Utility**Explanation:** You have tried to list (or set) a local variable which has not yet been declared by your application.**Action:** Verify the spelling of the local variable to be listed (or set).**Local variable "%" is not defined in any rule****Source:** Interpreter**Explanation:** You assigned a value to a local variable that you did not define.**Action:** Define the local variable.

**Local variable heap garbage collection error****Source:** Interpreter**Explanation:** Internal error. The message log contains a more detailed error message.**Action:**

1. Press <PF2> and print the log.
2. Contact TIBCO Support with the log and a description of the actions performed before the message was displayed.

**Local variable storage overflow****Source:** Interpreter**Explanation:** You created too many local variables in one transaction, or the variables use up too much storage. This message may indicate an infinite loop or a recursion that is too deep.**Action:** Verify that recursion does not get out of control. Try increasing the value of the EE parameter EXECLOCALSIZE**Locale invalid for locale.codepage: %****Source:** TAM**Explanation:** The Locale of the locale.codepage combination is invalid.**Action:** Specify a correct Locale.**Location parameter "%", cannot be used in the selectionfield****Source:** Table Definer**Explanation:** Location parameter is referenced in the Selection string which is invalid.**Action:** Remove location parameter reference in Selection string.**Location parameter is not allowed for "%" table type****Source:** Table Definer**Explanation:** You defined a location parameter for the specified table type for which location parameter is not supported.**Action:** Remove the location parameter in the table definition.**Location parameter is not last parameter in dynamically created table %****Source:** TAM**Explanation:** In @DOFPARMS, you assigned a CLASS of "L" to a parameter other than the last.**Action:** Ensure that only the last Parameter is given a CLASS of "L".**Location parameter must be defined as I C 16 0****Source:** Table Definer**Explanation:** The location parameter must be defined with a semantic type of I, a syntax of C, and a length of 16.**Action:** Specify the attributes of the location parameter accordingly.**Location parameter must be specified****Source:** Table Definer**Explanation:** You have tried to save a minimal definition but you have not specified the location parameter.**Action:** Specify the location parameter and try again.

**Lock check failed for "%" :table "%"****Source:** TAM**Explanation:** The update operation "%" failed for this EES table. The row has been modified between fetch and update operations. A LOCKFAIL signal is raised.**Action:** If there is a need to update this EES table row, refetch and update the row again, else fail the transaction. See the Managing Data manual for details of the lock processing on EES tables.**Lock failed: %****Source:** General**Explanation:** Internal error. % represents a table name. The table named, which is required by the tool, is locked by another user.**Action:** Try again. If the problem persists contact your System Administrator to determine who is holding the lock.**Lock Failure:%****Source:** Copy Definition**Explanation:** A table is being locked by someone else.**Action:** Check for locking on the table and retry when the lock is released.**LOCK MANAGER STATISTICS RETRIEVAL ERROR****Source:** S6BTLADM - LOCK MANAGER**Explanation:** The attempt to retrieve the statistics for the lock manager display failed.**Action:** Review the message log for possible additional information. Retry the request. If a problem persists contact the support center.**Lock request blocked for TABLE=% by self (parent/child deadlock)****Source:** Lock Manager**Explanation:** The user was executing a transaction which started another transaction or transactions. The child transaction required share or exclusive lock(s) on the table name displayed and/or a key or table instance of it. A parent transaction had previously obtained lock(s) on these resources, so the child transaction's lock request is blocked. This information message is returned to the blocked user's terminal. The LOCKFAIL exception is raised and the transaction is terminated.**Action:** To prevent this deadlock, you may need to make changes to one or more the TIBCO Object Service Broker rules which are being executed.**Lock request blocked for TABLE=% by USER=% (upgrade deadlock) <on NODE=%>****Source:** Lock Manager**Explanation:** A rule executed by the user had previously obtained lock(s) on the table name displayed and/or a key or table instance of it. This rule now requires a stronger lock on at least one of these resources due to a more exclusive rule statement (e.g., first GET, then REPLACE), or because the user's lock count has reached an escalation threshold while the lock manager was running short of free lock buffers.

Another user or users had previously obtained locks on these resources and these locks are currently being retained, so this upgrade request is blocked. The resource contention situation is already sufficiently complex (other transactions queued) that waiting is not expected to succeed. This information message is returned to the blocked user's terminal. The LOCKFAIL

exception is raised and the transaction terminated. If the blocking user is from a remote node, the NODE name is appended to the message.

**Action:** If there is an immediate need to complete the failed transaction, then the blocked user should contact the blocking user to arrange the release of the table/resource in contention. Contention situations can be resolved more permanently by making appropriate changes to the rules and/or table definitions. Escalation can be postponed by increasing the size of the lock buffer pool specified, using the LOCKBUFFERS Data Object Broker parameter.

**Lock request blocked for TABLE=% by USER=% <on NODE=%>**

**Source:** Lock Manager

**Explanation:** A rule executed by the user required share or exclusive lock(s) on the table name displayed and/or a key or table instance of it. Another user or users had previously obtained locks on these resources and the locks are still retained, so the new request is blocked. The blocked user's lock request may have waited without success, or failed without waiting due to a complex wait queue or because the blocker was a long-running transaction. This information message is returned to the blocked user's terminal. The LOCKFAIL exception is raised and the transaction terminated. If the blocking user is from a remote node the NODE name is appended to the message.

**Action:** If there is an immediate need to complete the failed transaction, the blocked user should contact the blocking user to arrange the release of the table/resource in

contention. Contention situations can be resolved more permanently by making appropriate changes to the rules and/or table definitions.

If the user is displayed as IN\*DOUBT, a transaction is being held in pending status. To investigate why the transaction did not complete successfully, use the Administration Menu, N-DOUBT TRANSACTIONS option. For more information on the Administration menu, refer to the TIBCO Object Service Broker Installing and Operating manual for your platform.

**LOCK REQUEST BLOCKED FOR TABLE=% BY USERID=%**

**Source:** TAM

**Explanation:** Another user or another transaction for this user has locked the requested occurrence or table.

**Action:** Do one of the following:

- Try again later
- Contact the specified user
- Contact your System Administrator.

**Lockfail: % - try again**

**Source:** Report Generator

**Explanation:** Access to a certain system table was blocked by another transaction.

**Action:** Repeat the function you were trying to invoke when you received this message.

**Lockfail: %**

**Source:** Batch Control Card

**Explanation:** You encountered a locking problem.

**Action:** Try again at a later time.

**Lockfail:****Source:** Keyword Manager**Explanation:** You tried to save your editing changes to keywords for an object, but another user has blocked you from saving your changes.**Action:** Do one of the following:

- Wait until the other user is finished, then save your changes
- Press the CANCEL PF key, which takes you out of editing mode.

**LOCKFAIL - %****Source:** Object Set Definer**Explanation:** The current action cannot be performed because someone else is holding a lock on the indicated table.**Action:** Wait until the lock is released.**LOCKFAIL - %****Source:** Report Definer**Explanation:** The report indicated cannot be changed because of a lockfail. Someone else is holding a lock on the report.**Action:** Wait until the lock is released.**LOCKFAIL - lock request for report table "%" blocked****Source:** Report Definer**Explanation:** The lock for the indicated report table is being held by another user.**Action:** Try again.**Lockfail : %****Source:** Table Definer**Explanation:** Access to the indicated table is blocked by another transaction.**Action:** Repeat your request at a later time.**Lockfail on @PROMUNBOUND OBJS: %****Source:** Promotions Bind Tools**Explanation:** A locking error occurred on an insert to @PROMUNBOUND OBJS and the @PROMUNBOUND OBJS tool terminated.**Action:** Resolve the error specified and run @PROMUNBOUND OBJS before re-running @PROMUNBOUND OBJS.**LOCKFAIL on table @BORROWED\_OBJ****Source:** Rule Editor**Explanation:** You cannot get the promotion rights.**Action:** Try again later.**Lockfail on TABLES; unable to locate PRM table for %****Source:** Promotion**Explanation:** The TABLES table is locked. As a result, the parameter table for the specified table cannot be accessed.**Action:** Wait and try your transaction again.**LOCKS COULD NOT BE FOUND FOR TRANSACTION XXXXXXXX****Source:** S6BTLADM - USER ACTIVITY**Explanation:** No logical locks for the specified transaction when you attempted to zoom in on the detailed list to the selected stream.**Action:** No action required.

**Log printed****Source:** Session Manager**Explanation:** You pressed <PF13> and the message log you are viewing was printed.**Action:** No action required.**Logical field must have length of 1****Source:** Screen Definer**Explanation:** You have defined a field to have a "Typ" of Logical but defined its length to be greater than 1, which is the maximum valid length for this Type.**Action:** Change the field length to 1, or change the syntax.**Logical type requires Length = 1 for % % of dynamically created table %****Source:** TAM**Explanation:** The indicated Field or Parameter is of semantic type LOGICAL and of length other than 1.**Action:** Set the length to 1.**Logoff from SYSTEM % by % from environment ID %****Source:** Audit Log Message**Explanation:** A user with the specified external environment user ID logged off the specified TIBCO Object Service Broker system.**Action:** No action required.**Logon failed: Access prevented for userid at this time: userid "%"****Source:** Security**Explanation:** You attempted to log on, but the logon restriction parameters in your user profile prevent you from logging on at this time.**Action:** Contact your Security Administrator or try again later.**Logon failed: Invalid userid for logon used: userid "%"****Source:** Security**Explanation:** You attempted to log on with an invalid userid.**Action:** Try again with a valid userid or contact your Security Administrator.**Logon failed: null SESSION MENU, START RULE & "R" keyword parm****Source:** Security**Explanation:** You requested to log on, but did not specify the RULE keyword parameter. Since the User Profile does not have a Session Menu or Logon Startup Rule specified, the logon cannot proceed past authorization.**Action:** Either specify a rule with the RULE (R) keyword parameter, or have your Security Administrator specify a Session Menu or a Logon Startup Rule in your User Profile.



**Logon failed: Userid not defined to system: userid "%"****Source:** Security**Explanation:** The logon failed because the specified identifier is not defined in the MetaStor.**Action:** Either define the identifier to the MetaStor using the Security Manager interface, or attempt to log on with a different identifier.**Logon of userid "%" CANCELLED****Source:** Security**Explanation:** You canceled your logon request from the Password panel.**Action:** No action required.**Logon Restrict "%" parameter is not a valid time (HHMM)****Source:** Security**Explanation:** A Security Administrator supplied an invalid time in the User Profile. The supplied value is not in the valid range for hours and minutes of the form HHMM. For example, 2655 is invalid, and 1528 is valid.**Action:** Correct the time to be a valid time in the form HHMM.**Logon Restrict parameters indicate logon will always be denied****Source:** Security**Explanation:** A Security Administrator updated a user's profile so that the Logon Restrict parameters are equal and nonzero (e.g., 1145 to 1145). These values never allow a user to

log on. 0 to 0 is accepted to mean that the user is never restricted from logging on. 0 to 945 indicates that the user cannot logon between midnight and 9:45 a.m.

**Action:** Change the Logon Restrict parameters.**Logon restricted to operators at this time****Source:** External Gateway Logon**Explanation:** Only Data Object Broker operator sessions are valid at this point in time.**Action:** Resubmit the session when the environment is ready.**Logon Rule was not executed because it was not found****Source:** Session Manager**Explanation:** You just logged on and the rule to execute at logon, as specified in your User Profile, is not in the local, installation, or system libraries.**Action:** Remove the reference to a non-existent rule, or ensure that the rule exists in the local, installation, or system library.**Logon to SYSTEM % by % from environment ID % denied: incorrect password****Source:** Audit Log Message**Explanation:** The specified external environment user ID attempted to log on to the specified TIBCO Object Service Broker system but did not use the correct password for the TIBCO Object Service Broker userid.**Action:** The user must retry with the correct password or consult the security administrator.

**Logon to SYSTEM % by % from environment ID % denied: restricted time window****Source:** Audit Log Message**Explanation:** The user attempted to log on within the restricted time boundaries set in the user's profile. The user is not permitted to log on within these times.**Action:** The user must log on to TIBCO Object Service Broker within the allowed time range or consult the Security Administrator.**Logon to SYSTEM % by % from environment ID % denied: user is not "real user"****Source:** Audit Log Message**Explanation:** The password associated with the TIBCO Object Service Broker userid that the user tried to use is blank. Because the password is blank, the following must be satisfied in order for the user to log on to TIBCO Object Service Broker:

- The EXTERNALSECURITY parameter should be set to something other than TIBCO Object Service Broker.
- The user's external environment user ID and TIBCO Object Service Broker userid must be the same.

**Action:** The user can do one of the following:

- Log on to TIBCO Object Service Broker from an account where the external environment user ID matches the TIBCO Object Service Broker userid.
- Ask the security administrator to change the password to a non-blank value.

**Logon to SYSTEM % by % from environment ID % denied: user is suspended****Source:** Audit Log Message**Explanation:** The security clearance is zero for the specified userid. The user cannot log on to the TIBCO Object Service Broker system.**Action:** If the user needs access to TIBCO Object Service Broker, the user should contact a security administrator to have the security clearance changed.**Logon to SYSTEM % by % from environment ID % denied: user undefined****Source:** Audit Log Message**Explanation:** A user tried to log on to the specified TIBCO Object Service Broker system from the specified external environment user ID, but the TIBCO Object Service Broker userid is not valid.**Action:** The user must use a userid and password that TIBCO Object Service Broker recognizes. See the External Environments for z/OS manual for more information about logging on to TIBCO Object Service Broker with the USERID and PASSWORD parameters.**Logon to SYSTEM % by % with clearance % from environment ID %****Source:** Audit Log Message**Explanation:** A user logged on to the specified TIBCO Object Service Broker system using the specified external environment user ID and the specified clearance level. The user passed the userid and password security check.**Action:** No action is required.

**Lowest title line "#" > highest footing line "#" or more than 28 title/footing/page number lines after call to "%"**

**Source:** Builtin Routines

**Explanation:** Any line above the lowest title line is considered a title line; likewise, any line below the highest footing line is considered a footing line.

**Action:** Reduce the number of title or footing lines. If you have less than 28 of these lines, increase the page length.

## Messages beginning with: M

---

### Made % change(s)

**Source:** Rule Editor

**Explanation:** The indicated number of changes were made to the rule when the CHANGE ALL command was executed.

**Action:** No action required.

### Made % changes

**Source:** Character-based Text Editor

**Explanation:** The CHANGE command with the ALL option made the given number of changes.

**Action:** No action required.

### Make a proper selection

**Source:** Tool for CA-IDMS Data

**Explanation:** You must select an item.

**Action:** Type an S beside the desired option and press <Enter>.

### MANUAL INTERVENTION NOT SUPPORTED FOR CURRENT STATUS

**Source:** S6BTLADM - INDOUBT TRX

**Explanation:** The transaction you have attempted to manually commit or abort cannot be processed because of its current status. Possible reasons are an abort in progress, resolution query request, TDS processing deferred, or commit complete. Check the TIBCO Object Service Broker Administration Menu online help for more details on indoubt transaction.

**Action:** No action required.

### Mask selection cancelled

**Source:** Report Generator

**Explanation:** The display mask selection was canceled because you did not place the cursor in a valid area.

**Action:** Choose a display mask again and move the cursor to a line with a field name or function-field name pair before you press <ENTER>.

### Max # of rows exceeded. Line command % cannot be executed

**Source:** Table Definer

**Explanation:** The indicated line command is not executed because the number of rows allowed is limited.

**Action:** Remove the line command to continue working in the Table Definer.

### MAX ACR ^= 0 only allowed for BREAKs with a BODY report table

**Source:** Report Definer

**Explanation:** The only break tables that can repeat across are those associated with a body report table.

**Action:** Set the MAX ACR field to 0.

### MAX ACR for BREAK must be 0 or MAX ACR for BODY report table

**Source:** Report Definer

**Explanation:** A break table within a body report table must have the MAX ACR field set to one of the following:

- Zero (0), indicating that it will not repeat across.

- The same across value as the body report table, indicating that it will repeat across the same number of times.

**Action:** Correct the MAX ACR field for the break table.

**MAX ACROSS for break table "%" not the same as MAX ACROSS for body table "%"**

**Source:** Report Server

**Explanation:** The MAX ACROSS value for break and body tables must be the same so that columns and headings will align on panelled pages for an Across Report.

**Action:** Use the Report Definer to correct the definition of the report.

**MAXACROSS for body table "%" zero when TITLE COLUMNS or FINAL COLUMNS not zero**

**Source:** Report Server

**Explanation:** The number of title columns and final columns must be zero unless the report is an Across Report.

**Action:** Use the Report Definer to do one of the following:

- Set the title columns and final columns to zero
- Make the report an Across Report by setting MAX ACROSS to an asterisk (\*) or a positive number.

**Maximum CTABLE size exceeded for table "%"**

**Source:** TAM

**Explanation:** The size of the definition of the table exceeds the limit of 6 KB.

**Action:** Correct the definition of the table so that the total size is less than 6 KB.

**Maximum level of nesting in % exceeded, increase level by %**

**Source:** Promotion

**Explanation:** Backing a change requires a certain minimum level of transaction nesting, and you cannot backout a change until you increase the maximum by the suggested amount.

**Action:** Increase the maximum level of transaction nesting by the suggested amount.

**Maximum number of % control fields applies; limit exceeded**

**Source:** Report Definer

**Explanation:** The control field limit is exceeded.

**Action:** Remove control fields until the specified limit is no longer exceeded.

**Maximum number of ORDER fields exceeded for table "%"**

**Source:** TAM

**Explanation:** The number of ordering fields in a request, added to the number of any stored ordering fields, cannot exceed 15.

**Action:** Remove some of the ORDER specifications on fields of the indicated table.

**Maximum number of parameters allowed is %**

**Source:** Table Editor

**Explanation:** A table cannot have more than the specified number of parameters. You have specified more than this maximum.

**Action:** Reduce the number of parameters specified, or do not supply any and you will be prompted for them.

**Maximum number of parameters allowed is 4****Source:** Batch Control Card**Explanation:** You specified more than four parameters in the selection string.**Action:** Change the selection string so that it contains the correct number of parameters for the selected table.**Maximum number of report fields is %****Source:** Report Definer**Explanation:** The current maximum number of report fields within a report table is indicated. The action you have requested would result in more than the maximum number of defined report fields.**Action:** Do not attempt to add more report fields than the maximum allowed.**Maximum of % allowed; % were selected****Source:** Field Help for Reference**Explanation:** Too many prompt values were selected.**Action:** Limit the number of prompt values selected to the maximum indicated.**Maximum of % key components are allowed for a composite key****Source:** Table Definer**Explanation:** You specified more than the indicated maximum number of fields as primary keys.**Action:** Remove the P designation from some of the fields. Ensure that the primary key fields are consecutive.**Maximum report width is %****Source:** Report Definer**Explanation:** The report is over the maximum width indicated.**Action:** Do not attempt to exceed the indicated maximum.**Maximum row at which new field may be defined is %****Source:** Report Definer**Explanation:** You tried to define a field on a row beyond the allowable maximum row.**Action:** Change the row of the field to one within the allowed row limit.**Maximum row which can be referenced is "%"****Source:** Report Definer**Explanation:** The message specifies the maximum row at which a report field can be added or moved.**Action:** Do not define a report field on any row greater than the specified maximum.**Maximum value is 32400 seconds****Source:** Batch Submission Tool**Explanation:** The number of seconds specified on the queue definition screen cannot exceed 32400 seconds.**Action:** Enter a number between 0 and 32400.**Member "%" not found****Source:** Builtin Routines**Explanation:** The named member could not be found in the partitioned data set.**Action:** Try another member name.

**Member name can not be used. In use for %****Source:** Static SQL for DB2 Gateway**Explanation:** A member suffix has been supplied, but it is already being used for the generation of Static SQL for another table.**Action:** Choose a different, unique member suffix.**MEMORY ADDRESS IS VALID BUT TOO MUCH DATA WAS REQUESTED****Source:** S6BTLADM - MEMORY DISPLAY**Explanation:** You have specified a valid address; however, the projected length of the memory to be retrieved extends beyond the area control by the Data Object Broker.**Action:** Specify a retrieval length and retry your request.**Memory in the amount of "%" could not be acquired****Source:** External Gateways**Explanation:** The memory requested through routine @MEMORYINSTANCES could not be acquired.**Action:** Request less memory or increase available memory. If necessary, contact TIBCO Support.**Memory operation would be destructive****Source:** Builtin Routines**Explanation:** The memory operation requested of \$MEMCPY or \$MOVEDATA involves overlapping blocks of storage, and cannot be performed without guaranteeing loss of data.**Action:** Only use \$MEMCPY and \$MOVEDATA for non-overlapping blocks of storage.**MEMORY RETRIEVAL ERROR DETECTED****Source:** S6BTLADM - MEMORY DISPLAY**Explanation:** An error was detected when attempting to issue the storage retrieval request.**Action:** Review the syslog to determine if additional messages were produced that may help identify the cause of the problem. Retry the request. If the problem persists contact TIBCO Support.**Menu "%" not found****Source:** Session Manager**Explanation:** You called a session manager or DISPLAY\_MENU with a menu name that does not appear in the SESSION\_MENUS table.**Action:** Correct the menu name.**Menu % deleted****Source:** Menu Definer**Explanation:** The specified menu is deleted.**Action:** No action required.**Menu % does not exist****Source:** Menu Definer**Explanation:** You called the display menu or a session manager entry point with the name of a menu that does not exist.**Action:** Correct the name.**Menu % saved****Source:** Menu Definer**Explanation:** The menu is saved.**Action:** No action required.

**Menu deletion cancelled****Source:** Menu Definer**Explanation:** The deletion of a menu was canceled because a key other than <PF22> was pressed.**Action:** No action required.**Menu name % conflicts with an existing screen****Source:** Menu Definer**Explanation:** The name of a new menu is the same as an existing screen. DEFINE\_MENU cannot make a new screen as requested.**Action:** Change the name of the menu.**Menus with entries positioned at LEFT are no longer supported****Source:** Menu Definer**Explanation:** In a former incarnation of the Menu Manager, menus having user entries positioned to the left of their descriptions were allowed. This format is no longer supported by the Menu Manager.**Action:** To save changes to an existing menu with entries positioned on the left, modify the positioning information to have entries on the right, or cancel changes. New menus must be saved such that entries are positioned on the right.**Message could not be sent to location "%"****Source:** TAM**Explanation:** A communications or TIBCO Object Service Broker message switch failure occurred trying to send a message to another location.**Action:** Verify that the location is valid. If not, correct using the Rule Editor and/or Table Definer. If the location is valid, then confirm that the location is configured and available.**Message length error when binding table "%"****Source:** TAM**Explanation:** The GET occurrence passed the end of the message.**Action:** Contact TIBCO Support.**Message log media must be "SCR" or "PRT"****Source:** Unload/Load**Explanation:** The message log can be sent to either the online log file or to the printer.**Action:** Specify either SCR or PRT as the choice of media.**Message log overflow - specify record limit****Source:** Report Generator**Explanation:** The report is too big to be printed in the message log.**Action:** Specify a lower record limit.**Message log overflow - too many messages inserted into the message log****Source:** Builtin Routines**Explanation:** There are too many messages for the SCR print destination.**Action:** Use a different media: PRT or file. Alternatively, adjust the MSGLOGMAX session parameter.**Message log overflow****Source:** Report Server**Explanation:** The report that you are printing exceeded the maximum storage limit of media SCR.**Action:** Do one of the following:

- Limit the number of occurrences that you insert into the report by using the \$RPTOCLIMIT tool.



- Use another media to print the report.

#### **Metadata table definition of field does not match DB2's: field "%"**

**Source:** Static SQL for DB2 Gateway

**Explanation:** When the external table for DB2 data was defined in the MetaStor, the field in question had a particular set of attributes on the DB2 system. When the definition of that field was retrieved from DB2, its attributes were different from when the external table was defined.

**Action:** Use the Table Definer to redefine and save the external table for DB2 data, then try the Static SQL generation again.

#### **Mismatch on %, table now has data and % was "%"; cannot save**

**Source:** Table Definer

**Explanation:** Data has been added to the table definition since the Table Definer was opened but non-permissible changes have been made to the indicated field.

**Action:** If the definer you are using allows it, you can set the attribute value back to the value indicated in the message. Otherwise you can save as a new table definition or exit without saving.

#### **Mismatched quotes detected by "%"**

**Source:** Builtin Routines

**Explanation:** An argument for the specified routine contains mismatched quotation marks.

**Action:** Balance the quotation marks.

#### **Missing a value for the primary key(s) of table '%'**

**Source:** Copy Definition

**Explanation:** One of the primary key values is missing for the specified table.

**Action:** Quit the tool, and provide primary key value for table.

#### **Missing dataset name for "%", file has not been opened**

**Source:** Builtin Routines

**Explanation:** You called @READDSN or @WRITEDSN, but did not call @OPENDSN before.

**Action:** Ensure that you call @OPENDSN first.

#### **Missing documentation/unit for selected % %**

**Source:** Promotion

**Explanation:** No documentation exists for the specified screen, report or table.

**Action:** Provide documentation by using the E line command.

#### **Missing KEY data from % at OFFSET=% -- see OFFSETS or FIELDS.**

**Source:** CA-Datcom Table Definer

**Explanation:** You are defining extensions to core definition information in a DAT Table Definition. These extensions are for the fields of the TIBCO Object Service Broker table and provide additional field attributes. To define a TIBCO Object Service Broker table on a CA-Datcom table, you must have all the parts of the CA-Datcom table key included in the TIBCO Object Service Broker definition. You are missing the CA-Datcom key data at the offset mentioned.

**Action:** Do one of the following:

- Review the OFFSETS information in the current screen to see that the mentioned offset is not included, or
- Review the OFFSETS information for the CA-Datcom table fields by requesting the FIELDS function and then looking for the mentioned offset in the list of CA-Datcom fields for the CA-Datcom table you are using.

### Missing left parenthesis

**Source:** Global Cross Ref. Search

**Explanation:** A query is missing a left parenthesis.

**Action:** Correct the query.

### Missing parm table for '%'

**Source:** Delete Definition

**Explanation:** You are trying to delete an object and this process may require deletion of several tables. A PRM table is required in order to delete some of the tables and one of these PRM tables does not exist.

**Action:** Check the message log to see which PRM table is missing. Define that PRM table and retry the operation again.

### Mixed-case password update failed; set value back to %

**Source:** Security

**Explanation:** You updated the mixed-case password field in your user profile and saved, but the routine that updates this value failed.

**Action:** If you want to save other profile changes, set the value back to the previous value as show in the message and save otherwise, cancel. If you still want to update the mixed-case password value, contact your Security or System Administrator to make the change.

### Modify % or % to remove overlap

**Source:** Report Definer

**Explanation:** The indicated fields overlap.

**Action:** Change the row or column of the indicated fields to remove the overlap.

### Modify definition of % % by % denied

**Source:** Audit Log Message

**Explanation:** MODIFY\_DEFINITION access to this object by the specified user was denied.

**Action:** The user can ask someone who has CONTROL access to the object to provide MODIFY\_DEFINITION access.

### Modify definition of % % by % to remove default library permission % from %

**Source:** Audit Log Message

**Explanation:** The specified default permissions for newly created libraries were removed from the indicated user or group.

**Action:** No action required.

**Modify definition of % % by % to remove default report permission % from %****Source:** Audit Log Message**Explanation:** The specified default permissions for newly created reports were removed from the indicated user or group.**Action:** No action required.**Modify definition of % % by % to remove default screen permission % from %****Source:** Audit Log Message**Explanation:** The specified default permissions for newly created screens were removed from the indicated user or group.**Action:** No action required.**Modify definition of % % by % to remove default table permission % from %****Source:** Audit Log Message**Explanation:** The specified default permissions for newly created tables were removed from the indicated user or group.**Action:** No action required.**Modify definition of % % by % to set default library permission % to %****Source:** Audit Log Message**Explanation:** The indicated default access permissions will be used for libraries created by the indicated user or group.**Action:** No action required.**Modify definition of % % by % to set default report permission % to %****Source:** Audit Log Message**Explanation:** The indicated default access permissions will be used for reports created by the indicated user or group.**Action:** No action required.**Modify definition of % % by % to set default screen permission % to %****Source:** Audit Log Message**Explanation:** The indicated default access permissions will be used for screens created by the indicated user or group.**Action:** No action required.**Modify definition of % % by % to set default table permission % to %****Source:** Audit Log Message**Explanation:** The indicated default access permissions will be used for tables created by the indicated user or group.**Action:** No action required.**Modify definition of AUDITLOG by % to specify archived file name % denied****Source:** Audit Log Message**Explanation:** The user was denied access to change the name of the archive file for the audit log data.**Action:** The user can check with the Security Administrator to get access to the facility.

**Modify definition of AUDITLOG by % to specify archived file name %****Source:** Audit Log Message**Explanation:** The user has specified the given file as the archive file for the backed up audit log data.**Action:** No action required.**Modify definition of GROUP % by %****Source:** Audit Log Message**Explanation:** The definition of the specified group object was modified.**Action:** No action required.**Modify definition of GROUP % by % to add user member %****Source:** Audit Log Message**Explanation:** The indicated TIBCO Object Service Broker userid was added to the indicated group.**Action:** No action required.**Modify definition of GROUP % by % to change view group access for %****Source:** Audit Log Message**Explanation:** The view access to the given group was changed for the specified user.**Action:** No action required.**Modify definition of GROUP % by % to delete user member %****Source:** Audit Log Message**Explanation:** The indicated TIBCO Object Service Broker userid was deleted from the indicated group.**Action:** No action required.**Modifying % bound objects****Source:** Promotion**Explanation:** The specified number of objects were unbound in order to apply changes to those objects.**Action:** No action required.**Module ; must be LINK EDITED with AMODE(31)****Source:** Builtin Routines**Explanation:** The indicated module must be LINK EDITED with AMODE(31).**Action:** Review and implement the procedure for the creation of this module.**Module ; not found in EXLIB or STEPLIB****Source:** Builtin Routines**Explanation:** The indicated load module was not found.**Action:** Review and implement the procedure for the creation of this module.**More than 4 parameters; No % loaded****Source:** Unload/Load**Explanation:** Tables cannot have more than four parameters.**Action:** Correct the definition of the source table.

**Move cursor to Display Mask section and press % to continue**

**Source:** Report Generator

**Explanation:** You selected a display mask, but did not move the cursor to the line for the field or function-field pair that you want to display with the mask.

**Action:** Use the cursor to indicate the field or function-field pair that gets the display mask, and press <ENTER> to complete the display mask specification.

**MU/SPECIAL FLD IN GRP must be "Y" as not all fields in the group are defined**

**Source:** ADABAS Definer

**Explanation:** You entered an invalid value for MU/Special Fld in Grp. It must have a value of Y since not all the fields in the group are selected.

**Action:** Set MU/Special Fld in Grp to Y.

**MU/SPECIAL FLD IN GRP must be "Y" as the group contains a Special field**

**Source:** ADABAS Definer

**Explanation:** You entered an invalid value for MU/Special Fld in Grp. It must have a value of Y since the group contains a Special field.

**Action:** Set MU/Special Fld in Grp to Y.

**MU/SPECIAL FLD IN GRP must be 'Y' as there is a 'MU' field in the group**

**Source:** ADABAS Definer

**Explanation:** You entered an invalid value for MU/Special Fld in Grp. It must have a value of Y since the group contains a MU field.

**Action:** Set MU/Special Fld in Grp to Y.

**MU/SPECIAL FLD IN GRP must be 'Y' as there is an overridden external field format in the table**

**Source:** ADABAS Definer

**Explanation:** You entered an invalid value for field MU/Special fld in Grp. The value must be Y, since you have requested that the default ADABAS field definition is to be overridden by the gateway (server).

**Action:** Specify Y for MU/Special fld in Grp.

**Multiple fields and non-repeating group fields cannot be mixed**

**Source:** ADABAS Definer

**Explanation:** You selected repeating fields and non-repeating fields. This selection is invalid.

**Action:** Select only repeating fields or non-repeating fields.

**Must e(X)and data rights for object "%" before obtaining**

**Source:** Promotion

**Explanation:** Cannot obtain data rights from this screen for this table.

**Action:** Type object command X which will take you to a screen where you may obtain data rights.

## Messages beginning with: N

---

### Name "%" is not a parameter of rule "%"

**Source:** Interpreter

**Explanation:** You used a WHERE clause to pass arguments to a rule, but one argument name does not correspond to any argument of the rule.

**Action:** Verify the spelling of the argument name.

### Name does not have type I, syntax C or V or W

**Source:** Interpreter

**Explanation:** Names of TIBCO Object Service Broker objects must meet specific requirements (type/syntax).

**Action:** Verify the type and syntax of the name.

### Name has been changed - Unable to DELETE object set "%"

**Source:** Object Set Definer

**Explanation:** You cannot delete an object set in the Object Set Definer if you have changed the name that appears at the top of the screen of the object set.

**Action:** If you want to delete the object set, you must first exit the Object Set Definer, reenter it with the name of the object set to be deleted, and then delete it by pressing <PF22>.

### Name has been changed - Unable to delete report "%"

**Source:** Report Definer

**Explanation:** The user tried to both rename and delete a report.

**Action:** Either rename or delete the report, but do not do both.

### NAME OF COUNTFIELD must exist in the ADABAS file definition

**Source:** ADABAS Definer

**Explanation:** The countfield you specified does not exist in the ADABAS file definition.

**Action:** Specify a valid ADABAS field name for the countfield.

### Name of Location parameter cannot be a Globalfield name

**Source:** Table Definer

**Explanation:** The name of the location parameter in the table definition is defined as a global field. This is not allowed.

**Action:** Change the name of the location parameter to a valid MetaStor name that is not a global field.

### Need documentation for % before selecting it

**Source:** Promotion

**Explanation:** The object selected for promoting or deleting requires documentation.

**Action:** Use the E object command to edit the summary. Save it before repeating the action.

### Negative length

**Source:** Builtin Routines

**Explanation:** Internal error. The message log contains a more detailed error message.

**Action:**

1. Press <PF2> and print the log.
2. Contact TIBCO Support with the log and a description of the actions performed before the message was displayed.

**Nested FORALL loop for table % is not allowed****Source:** HLIPREPROCESSOR**Explanation:** Nested FORALL statements access the indicated table; this is not supported.**Action:** Eliminate nesting by using GETFIRST and GETNEXT to create a loop.**Nesting of FORALL and/or UNTIL statements is too deep****Source:** Rule Editor**Explanation:** Loops have been nested too deeply.**Action:** Separate the loops within the rule, or across two or more rules.**New %****Source:** Table Definer**Explanation:** The object indicated in the message does not currently exist in the MetaStor.**Action:** No action required.**New field definition****Source:** Field Dictionary**Explanation:** You changed the field name after entering the Field Manager. The change is accepted.**Action:** No action required.**New global field definition****Source:** Field Dictionary**Explanation:** Informs you that this field definition was not found in the global field dictionary.**Action:** You can fill in the appropriate information and press <PF3> to add the field definition, or press <PF12> to cancel it.**New lines in history area not allowed****Source:** Session Manager**Explanation:** You attempted to use the blank area below the bottom of the history stack.**Action:** No action required.**New occurrence****Source:** Table Editor**Explanation:** Confirms that a new occurrence is being added to this table, in the Single Occurrence Editor.**Action:** No action required.**New rule error for rule %****Source:** CHANGERULE tool**Explanation:** An error occurred when trying to find this rule to examine it for the given token.**Action:** Attempt to edit the rule and save it. If a similar error occurs, contact TIBCO Support.**New subschema definition****Source:** Tool for CA-IDMS Data**Explanation:** The subschema being loaded is a new definition in TIBCO Object Service Broker.**Action:** No action required.**NEW table definition... Select SUBSCHEMA and RECORDS first****Source:** Table Definer**Explanation:** This is a new IDM table definition. The record access path must be selected first.**Action:** Enter the SUBSCHEMA name and <PF6> to display the CA-IDMS records defined in the subschema.

**New table definition****Source:** Table Definer**Explanation:** The current table is a new table.**Action:** You can cancel (press <PF12>) this table definition and it will not exist, or you can proceed to define a table.**NEXT BUFFER REQUESTED FROM DISPLAY OF LAST BUFFER****Source:** S6BTLADM - MEMORY DISPLAY**Explanation:** You are currently displaying the last buffer from a buffer list function. The next buffer request you requested cannot be honored.**Action:** No action.**NLS check failed. Return Code=% for locale.codepage: %****Source:** TAM**Explanation:** The NLS check that validates local.codepage failed. The return code indicates the reason.**Action:** Review your NLS setup and verify the locale.codepages you specified are correct and supported by TIBCO Object Service Broker.**NLS initialization failed on table "%"****Source:** TAM**Explanation:** NLS translation failed due to an invalid or unknown configuration.**Action:** Check the values in table @NLS1 and @SERVERCONFIG with parameters values "\_NT" and "\_NS". They must contain valid locale.codepage combinations.**No. of parms in table % does not match with that on source system****Source:** Promotion**Explanation:** The number of parameters in the specified table does not match with the number on the target system, so the apply process cannot proceed as requested.**Action:** On the source system, Unaccept the change and return it to the developer. The developer should roll back the change request and make the specified table compatible with the one on the target system. The change can then be re-extracted and reapplied to the target system.**No % loaded****Source:** Unload/Load**Explanation:** The % is replaced with one of the following:

- DEFINITION
- OCCURRENCES
- DEFINITION AND OCCURRENCES.

The message indicates that a request was not performed. The explanation precedes this message.

**Action:** No action required.**No % log for %****Source:** Promotion**Explanation:** No log is available for phase 1, 2, or 3. Logs are produced after each phase of the apply process. If for some reason the phase failed before a log could be produced, this message appears. It is usually accompanied by another message indicating which phase failed and the reason for the failure.**Action:** See the message indicating which phase failed and the reason for failure, and take the appropriate action.



**No % statement generated****Source:** HLIPREPROCESSOR**Explanation:** An error was detected in a TIBCO Object Service Broker statement that prevented the generation of the corresponding COBOL statements.**Action:** Correct the statement.**No %S selected****Source:** Promotion**Explanation:** You must use "S" to select one or more object types before pressing the key to select individual objects for promotion.**Action:** Type "S" beside the object type(s) that you want to select and then press the key to select individual objects for promotion.**No @RULESDOCUMENT entry exists for the rule****Source:** Rule Editor**Explanation:** Internal error.

The message log will contain a more detailed error message.

**Action:**

1. Press <PF2> and print the log.
2. Contact TIBCO Support with the log and a description of what actions were being performed when this message was generated.

**No ACROSS-BY fields for body table "%" when TITLE COLUMNs or FINAL COLUMNs not zero****Source:** Report Server**Explanation:** The number of title columns and final columns must be zero unless the report is an Across Report.**Action:** Use the Report Definer to do one of the following:

- Set the title columns and final columns to zero
- Change the report to an Across Report by adding ACROSS-BY fields.

**No active %****Source:** Debugger Utility**Explanation:** You have used the DUMP (for instance, DUMP LOCAL) primary command to obtain a listing of some items. This provides feedback.**Action:** No action required.**No active tables****Source:** Interpreter**Explanation:** This message indicates that there are no active tables.**Action:** Study the Information Log.**No activity found****Source:** Promotion**Explanation:** You requested to view the activity for a change request but none was found. This may occur if the activity has been deleted from the TDS table where it is stored.**Action:** No action required.

**NO ALERT MESSAGE ON THE SYSTEM AT THIS TIME****Source:** S6BTLADM - ALERT MESSAGE**Explanation:** There are currently no alert-level messages to report.**Action:** No action is required.**No authorization for Logon Library "%"; HOME library used****Source:** Session Manager**Explanation:** You specified a Logon Library in your User Profile to which you do not have VIEW\_DEFN permission. As a result, the session manager puts you in your home library at logon time.**Action:** Do one of the following:

- Obtain at least VIEW\_DEFN permission for a logon library
- Remove the reference to this library from the LOGON LIBRARY field of your User Profile.

**No authorization for menu %, STANDARD is used****Source:** Session Manager**Explanation:** You have a session menu specified in your User Profile for which you do not have proper authorization; therefore, the STANDARD session menu is displayed instead.**Action:** Obtain the proper security authorization for the indicated session menu, or change the logon session menu to one for which you have proper authorization.**No break event present at %****Source:** Debugger Utility**Explanation:** You have used the OFF primary command to remove a specific break event. However, this break event had not been set. You may have misspelled the break event to be removed.**Action:** Verify the spelling of the break event to be removed.**No broadcast available****Source:** Session Manager**Explanation:** The BROADCAST table is empty.**Action:** No action required.**No CA-Datcom fields selected****Source:** CA-Datcom Table Definer**Explanation:** You were in the FIELDS context looking at the list of CA-Datcom fields and you did not select any of the fields for inclusion into the definition.**Action:** No action is required.**No change requests exist on system****Source:** Promotion**Explanation:** You are attempting to create a consolidated change request but there are no change requests on this system. A consolidated change request is one that contains other change requests. Since there are no change requests at this time, a consolidated change request cannot be defined.**Action:** Do not create a consolidated change request at this time or choose a different source node for the included change requests.

**No change requests for the specified source node and location****Source:** Promotion**Explanation:** There are no change requests for the FROM and AT nodes specified on the query screen. This means that there is nothing to query given these nodes.**Action:** Change the FROM and AT nodes for subsequent queries.**No change requests match the criteria****Source:** Promotion**Explanation:** You requested to query a given set of change requests but no matches were found.**Action:** Verify that the FROM and AT nodes are correct. Also, check the selection criteria specified on the query screen. You may need to broaden the scope to find the change request(s) you are looking for.**No change requests were loaded****Source:** Promotion**Explanation:** Before doing a target apply, the necessary change requests must be loaded from extract files. You have attempted to APPLY REQUESTS before any change requests have been loaded.**Action:** Fill in the FROM CHANGE # and TO CHANGE # fields and select APPLY REQUESTS again.**No changed required - press PF2 for more****Source:** CHANGERULE tool**Explanation:** No rules had to be changed for the tokens you entered.**Action:** Press PF2 and review the report. You may wish to change the tokens you entered.**No changes necessary****Source:** Rule Editor**Explanation:** Change command given of form:`CHANGE x x`

No changes are necessary since x is x.

**Action:** No action is required.**No changes specified****Source:** CHANGERULE tool**Explanation:** No changes are required by input.**Action:** This may mean that your input is not correct. For instance, the FROM and TO tokens may be the same. Check that you have specified changes correctly.**No code generated****Source:** Host Language Interface**Explanation:** The preprocessor will not create further code for this command.**Action:** No action required.**No CONTROL TABLE entry for % object "%" (version=%)****Source:** Unload**Explanation:** There is a problem with the object type definition data for one of the objects you requested to unload.**Action:** Report this to your System Administrator as there should not be a problem with the object type definition data for unloadable object types.

**No CTABLE found for report table****Source:** TDS**Explanation:** The table definition for the indicated report table cannot be found.**Action:** Define the required report table.**NO DATA FOUND****Source:** Copy Defn/Data**Explanation:** This message indicates that no data was found in the table and so it was not cleared.**Action:** No action required.**No data in ACCESSLOG to purge/archive for dates:%-%****Source:** Secure Audit Log**Explanation:** You attempted to purge the audit log contents of a specified date range but that date range contained no data.**Action:** Check the date range that you want to purge and try again.**NO data LOADED in populated table because action is % %****Source:** Unload/Load**Explanation:** No data was loaded because the table already contained data and the action was IS.**Action:** No action required.**No data tables in change request#%****Source:** Promotion**Explanation:** Since there are no data tables in the specified change request, you do not need to specify the backup options.**Action:** No action required.**No data to print****Source:** Promotion**Explanation:** There is no data on the screen so there is nothing to print.**Action:** Use this PF key when there is data on the screen.**No data to print****Source:** Secure Audit Log**Explanation:** You attempted to print a report of the audit log but the audit log was empty and contained no data.**Action:** No action required.**NO DATA TO REPORT FOR SPECIFIED SEG, DSN AND START ENT****Source:** S6BTLADM - RPP DIRECTORY**Explanation:** The segment data set and entry you specified are valid; however, there is data to be displayed.**Action:** No action is required.**No default DATE mask defined or accessible****Source:** Builtin Routines**Explanation:** The TIBCO Object Service Broker tool \$DATE\_DEFAULT cannot find the default DATE mask due to one of following:

- No installation default DATE mask was defined.
- An internal programming error.

**Action:** Contact TIBCO Support.

**No definition extracted****Source:** ADABAS Extract**Explanation:** LIST definition failed. No ADABAS definition found.**Action:** Invoke utility @ADAEXTRACT to extract ADABAS definition into TIBCO Object Service Broker before listing the definitions.**No definition for "%.%" referenced by subview field "%.%"****Source:** TAM**Explanation:** One of the following occurred:

- A source table field name was not specified for a subview field.
- The source table definition cannot be found for the subview field name.

**Action:** Do one of the following:

- Specify a source table field name for the subview field.
- Modify or add the definition of the source table so that it contains the reference field used in the subview field.

**No definition for PARENT object type "%"****Source:** Unload**Explanation:** There is a problem with the object type definition data for one of the objects you requested to unload.**Action:** Report this to your System Administrator as there should not be a problem with the object type definition data for unloadable object types.**No definition found for table "%"****Source:** TAM**Explanation:** A non-existent table is specified in a table operation.**Action:** Do one of the following:

- Define the specified table, using the Table Definer.
- Correct the pertinent rule, as indicated by the traceback, to reference an existing table.

**No definition found for virtual Screen****Source:** TDS**Explanation:** The screen name is not found in the table SCREENS.**Action:** Contact TIBCO Support.**No Definition Rights on table % to be deleted****Source:** Promotion**Explanation:** You cannot request the deletion of the table because you have the wrong type of promotion rights.**Action:** You can get Definition Rights, which will allow you to request deletion of the table, by using the Table Definer.**No definitions were LOADED****Source:** Unload/Load**Explanation:** No definitions were loaded. Occurrences of tables, but not the definitions, may have been loaded, and will be mentioned by other messages.**Action:** No action required.

**No document to delete****Source:** Character-based Text Editor**Explanation:** You issued the DELETE primary command but did not specify the document to be deleted.**Action:** Specify the document to be deleted.**No eligible change requests exist for the selected source node****Source:** Promotion**Explanation:** You are attempting to create a consolidated change request but the source node you selected for included change requests contains none that are eligible. Change requests must be promoted before they may be included in another change request.**Action:** Promote change requests you wish to include before creating the consolidated change request.**No field dictionary definition to delete****Source:** Field Dictionary**Explanation:** A request was made to delete a field from the global field dictionary. No such field existed in the dictionary.**Action:** No action required.**No field has been selected for SIXBUILD****Source:** Batch Control Card**Explanation:** You tried to prepare control cards for the S6BBRSIX/hrnbrsix utility without selecting a field for secondary index building.**Action:** Select a field for a secondary index build.**No field to be CUT at the cursor position****Source:** Screen Definer**Explanation:** You pressed <PF5> to cut a field, but the cursor is not positioned on a field.**Action:** Position the cursor on the field to be cut and press <PF5> again.**No field to be CUT at the cursor position****Source:** Screen Definer**Explanation:** You pressed <PF5> to cut the field, but the cursor is not positioned on a field.**Action:** Position the cursor on the field to be cut and press <PF5> again.**No field to be DELETED at the cursor position****Source:** Screen Definer**Explanation:** You pressed <PF18> to delete a field, but the cursor is not positioned on a field.**Action:** Position the cursor on the field to be deleted and press <PF18> again.**No field to be DELETED at the cursor position****Source:** Screen Definer**Explanation:** You pressed <PF18> to delete a field, but the cursor is not positioned on a field.**Action:** Position the cursor on the field to be deleted and press <PF18> again.

**No fields copied; relocate the cursor position.****Source:** Report Definer**Explanation:** When you copy fields into the table, they are positioned beginning at the cursor position. You put the cursor into a position which did not allow enough room for the fields being copied.**Action:** Repeat the command with the cursor in a position which accommodates all the fields being copied, or copy fewer or smaller fields.**No fields defined for table "%"****Source:** TAM**Explanation:** A table without fields was defined in a rule.**Action:** Correct the table definition in the appropriate rule so that at least one field definition exists.**No fields defined for table****Source:** TDS**Explanation:** No field entries can be found for the Model 204 table definition.**Action:** Use the Table Definer to verify or recreate the table definition.**No fields defined for table****Source:** TDS**Explanation:** The IMS table does not have any fields defined.**Action:** Check the IMS table definition.**No fields defined for table****Source:** TDS**Explanation:** The specified DB2 table does not have any fields defined.**Action:** Check the DB2 table definition.**No fields selected for COPY****Source:** Report Definer**Explanation:** A COPY command was issued and a prompt of available fields was displayed. No fields were selected from this display.**Action:** No action required.**No fields selected for COPY****Source:** Screen Definer**Explanation:** In the Screen Table Painter, you requested the loading of part of a table definition, but did not select any fields to be copied.**Action:** No action required.**No further help is available****Source:** Field Help for Reference**Explanation:** You issued a request for Help, but no further Help exists.**Action:** No action required.**No IMS databases defined in system****Source:** Table Definer**Explanation:** No IMS database definitions exist in the current MetaStor. IMS definitions must be imported into the MetaStor before any IMS tables can be defined.**Action:** Contact the System Administrator to have an IMS database definition imported into the MetaStor through the IMS utility.**No IMS segments defined for table****Source:** TDS**Explanation:** The IMS table is defined incorrectly.**Action:** Check the IMS table definition.

### **NO IN-DOUBT TRANSACTIONS OUTSTANDING AT THIS TIME**

**Source:** S6BTLADM - INDOUBT TRX

**Explanation:** You requested the list of current in-doubt transactions. At the time the request was received, there were no in-doubt transactions and Fail Safe transactions in progress.

**Action:** No action is required.

### **No index on library "%"; press PF5 to build index**

**Source:** Global Cross Ref. Search

**Explanation:** You have entered the name of a library for which there is no index to search. You can build an index by pressing PF5. If the library is large, this may tie up your terminal for some time.

**Action:** If you want to search this library, press PF5 to build the index, or use another tool, such as SEARCHLIB, which does not use an index.

### **No information in message log**

**Source:** Session Manager

**Explanation:** You pressed <PF2> but there is nothing in the message logs.

**Action:** No action required.

### **No instances match the SELECT request**

**Source:** Unload

**Explanation:** You specified a pattern and a parameter name and requested that any data instances which match the specification become selected in this screen. No instances were found that match your specification.

**Action:** Recheck the pattern you have specified as well as the parameter name you expect to find the pattern in. If they are correct, then there is no such instance.

### **No instances satisfy the FIND request**

**Source:** Unload

**Explanation:** In INSTANCE SELECT you issued a FIND request after specifying the parameter and value to look for. No instances were found that match the request.

**Action:** No action required.

### **No key field defined in "%"**

**Source:** TAM

**Explanation:** The definition for the subview table does not contain a primary key.

**Action:** Modify the definition of the subview table so that it contains a primary key.

### **No local variables**

**Source:** Interpreter

**Explanation:** This message is used by the TIBCO Object Service Broker program that produces the nformation Log.

**Action:** Study the TIBCO Object Service Broker Information Log.



**No logs found****Source:** Promotion

**Explanation:** You requested to view, print, or delete the logs for an activity on a change request but no logs were found. This will occur if the activity does not produce any logs (e.g., SAVE, SUBMIT). It will also occur if the SAVE LOGS flag in @PROM\_CONSTANTS is not set. Finally, it may be that the logs have been deleted by your Promotion Administrator.

**Action:** Verify that the activity produces logs. Check the SAVE LOGS flag in @PROM\_CONSTANTS for the activity and make sure it is set to Y.

**No manual set connects found for this record****Source:** Table Definer

**Explanation:** There are no optional manual sets involved with this record.

**Action:** No action required.

**No mask can be generated for field "%" of type "%" syntax "%"****Source:** Report Generator

**Explanation:** You selected a mask but placed the cursor on a nonnumeric field.

**Action:** Select a mask again and place the cursor on a numeric field.

**NO MORE DATA TO BE DISPLAYED****Source:** S6BTLADM - COMMON MESSAGES

**Explanation:** The available data is exhausted.

**Action:** No action required.

**No more dependent segments****Source:** Table Definer

**Explanation:** The segment that you selected with your cursor before you pressed <PF6> does not have any child segments. You have reached the bottom level of the current IMS access path.

**Action:** No action required.

**No more information available****Source:** Session Manager

**Explanation:** You pressed <PF2> but there is no other message log to display.

**Action:** No action required.

**No more than % allowed****Source:** Table Definer

**Explanation:** Table definition exceeded the limit as indicated in the message. For example, you can only define one Address parameter in a MAP table definition.

**Action:** Reduce to the specified limit as indicated in the message

**No more than 4 parameters are allowed****Source:** Table Definer

**Explanation:** You marked more than 4 DB2 fields with a P.

**Action:** Remove the excessive P line commands.

**No need to copy "%", source and destination are the same****Source:** Copy Definition

**Explanation:** There is no need to copy the specified object because the source and the destination are the same.

**Action:** No action required.

**No need to copy % "%"; source and destination are the same****Source:** Copy Definition**Explanation:** You have specified the copy in such a way that an object will be copied to itself, resulting in no change. Therefore the object is not copied.**Action:** Change the source or destination of the copy.**No object of type % found to match requested name****Source:** Security**Explanation:** You requested a SEARCH in the Transfer Ownership screen, but nothing was found to match the requested pattern or name.**Action:** No action required.**No objects are found under this selection specification****Source:** Object Selector**Explanation:** You are trying to search for objects that match the selection specification. No objects are found.**Action:** No action required.**No objects found****Source:** Object Manager**Explanation:** The Object Manager found an empty list.**Action:** No action required.**No objects selected for promotion/deletion****Source:** Promotion**Explanation:** You submitted a change request but did not select any rules, screens or reports for promotion or deletion.**Action:** Specify at least one object to promote or delete. If you need more information about selecting objects, press <PF1> for Help or see the Promotions manual.**No objects were UNLOADED****Source:** Unload/Load**Explanation:** No objects were unloaded.**Action:** No action required unless there are errors reported in other messages.**No occurrence found****Source:** Table Editor**Explanation:** States that a FIND or CHANGE command did not locate any occurrences.**Action:** No action required.**No occurrence found****Source:** Secure Audit Log**Explanation:** The FIND command that you issued did not locate any occurrences.**Action:** No action required.**No occurrences found in % where %****Source:** Delete Definition**Explanation:** You are trying to delete a table but the table is empty.**Action:** No action required.

**No occurrences loaded for table %****Source:** Unload/Load**Explanation:** A security violation occurred. The table occurrences cannot be loaded.**Action:** Ensure that you have the proper security clearance for the objects that you are loading.**No occurrences****Source:** Table Editor**Explanation:** One of the following occurred:

- The table, or the instance of a table, that you are attempting to browse or edit contains no occurrences.
- You have requested a selection which no occurrences satisfy.

**Action:** No action required.**No options list for this field****Source:** Batch Submission Tool**Explanation:** No option list is associated with the field where the cursor is placed.**Action:** No action required.**No other Screens reference "%"****Source:** Screen Definer**Explanation:** You requested a list of Screens referring to a specified screen table, but since the date given, no screens fit the description.**Action:** Check again after a new Cross Reference has been run.**No parameter for COPY command****Source:** Table Definer**Explanation:** When you use the COPY command, provide the source MetaStor IMS table name. Note that the source table must have a type of IMS; no other types are allowed.**Action:** Enter the COPY command again followed by a valid MetaStor IMS table name.**No parameter value to select****Source:** Unload/Load**Explanation:** You did not select parameter values. UNLOAD will export all of the parameter values.**Action:** No action required.**No parm table exists for "%", unable to copy****Source:** Copy Definition**Explanation:** Could not find the parameter tables associated with the object.**Action:** Quit the tool, and make sure that the parameter tables exist.**No previous command****Source:** Global Cross Ref. Search**Explanation:** You pressed <PF9> to recall the previous command, but you have not yet entered a primary command in this session of the Search tool.**Action:** You can enter a primary command.

**No previous command****Source:** Object Manager**Explanation:** You pressed <PF9> to recall the previous command, but you have not entered a command as yet.**Action:** No action required.**No previous command****Source:** Promotion**Explanation:** You have attempted to recall the last command when there have been no commands used on this screen yet.**Action:** Use this PF key when there have been previous commands.**No previous command****Source:** Secure Audit Log**Explanation:** You pressed <PF9> to recall the last command but there was no previous command to be recalled.**Action:** No action required.**No previous FIND command****Source:** Object Manager**Explanation:** You pressed <PF5> to repeat a FIND command, but did not enter a FIND command.**Action:** Enter a FIND command.**No previous find****Source:** Global Cross Ref. Search**Explanation:** You pressed <PF5> to find another occurrence, but you did not enter a FIND primary command in this session of the Search tool.**Action:** No action required.**No previous request found****Source:** Batch Submission Tool**Explanation:** You tried to recall a previous batch request, but you did not save any previous batch requests.**Action:** No action required.**No primary key selected****Source:** Table Definer**Explanation:** You did not select a field to be the primary key for the MetaStor IMS table. The primary key field always has the order number 1.**Action:** Use the S command to select the segment that contains the field that you want to designate as the primary key. On the next screen, which lists the fields for the segment, select the key field by entering a K next to it.**No printing done because table % is empty****Source:** Print Table**Explanation:** The specified table is empty; therefore, nothing was printed.**Action:** No action required.**NO PRM table available to unload ALL INSTANCES of table "%"****Source:** Unload**Explanation:** You have requested to unload data from a parameterized table. There is no PRM table defined which lists those instances, and therefore the data in the table cannot be unloaded.**Action:** When data is to be unloaded from a parameterized table, there must be a PRM table defined to list the instances in that table. Also, you must have authorization to READ the contents of the PRM table so that it may be used for the unload.

**No PRM table exists for "%", unable to copy****Source:** Copy Defn/Data**Explanation:** This message indicates that data could not be copied from a table with parameters since there is no PRM type table defined such that the table being copied is the source.**Action:** To copy data from the parameterized table using this tool, you must first define a PRM table which has the table containing the data to be copied as the SOURCE table.**No PRM table for %; cannot extract occurrences****Source:** Promotion**Explanation:** Cannot extract occurrences from a parameterized table without a PRM table for the specified table.**Action:** Define a PRM table for the specified table.**No promotion rights/documentation for selected % %****Source:** Promotion**Explanation:** No rights or documentation exists for the specified rule.**Action:** If no documentation exists, use the E line command; otherwise, contact the System Administrator.**No promotion rights are held for %****Source:** Promotion**Explanation:** One of the following occurred:

- Current screen is where you entered S against the object type. You do not hold any promotion rights on any objects of the object type selected.
- Current screen is an object manager screen. You have entered an object

command but no promotion rights are held for the named object.

**Action:** Do one of the following:

- Case 1: Choose another type of object for which rights may be held.
- Case 2: Choose another object.

**No prompt possible for table "%" - enter parameters****Source:** Print Rules**Explanation:** You entered the name of a parameterized table, but did not enter the parameters. You then pressed <PF5> or <PF6>. This table does not have a corresponding PRM table; therefore, prompting for parameters is not possible.**Action:** Enter the parameters on the first screen.**No prompting for a rule that is called****Source:** Menu Definer**Explanation:** The rule for this item is to be called, and a prompt rule is specified. At present, prompting is supported only for rules that are executed.**Action:** Remove the prompt rule, or set the NEW\_TRANS field to Y to execute the rule.**No READ authorization for library; rule "%" was not executed****Source:** Session Manager**Explanation:** You specified a rule to execute at logon time, but you do not have READ access to the library in which the logon rule is stored. The library is probably a local library.**Action:** Do one of the following:

- From an authorized user, obtain READ permission for the library containing the

rule, or remove the reference to the rule from your user profile.

- Possibly, you meant to execute a rule from the system or installation libraries, but this rule also exists in the logon library. In this case, select another logon library.

#### **No report media specified choose either printer, screen or file**

**Source:** Secure Audit Log

**Explanation:** You attempted to generate an audit log report but you did not specify the output medium.

**Action:** Specify the output destination for the report and try again.

#### **NO RESOURCE NAME AVAILABLE TO IDENTIFY DESIRED DETAIL, USE TYPE LIST**

**Source:** S6BTLADM -Resource Management

**Explanation:** The system did not have a Resource Detail entry name (type and group) to identify which desired entry to display. Step to the Detail display screen via the Type List.

**Action:** Select the detail entry by stepping through the Type and Group lists.

#### **No rights for "%" type "%"; rights held by %, requestor %**

**Source:** Manage Promotion Rights

**Explanation:** You tried to perform one of the following operations on an object: OBTAIN all rights, RELEASE all rights, or TRANSFER all rights. However, the promotion rights for the object are held by other users and therefore the operation on the object failed.

**Action:** Contact the person who has the rights and, if available, have the rights transferred.

#### **No room after this definition to INSERT a new field**

**Source:** Screen Definer

**Explanation:** You pressed <PF6> to add a field but there is no room to add a field where the cursor is positioned.

**Action:** Put the field elsewhere, or move the other fields to allow the field to be inserted.

#### **No room in physical record to insert occurrence of table "%"**

**Source:** TAM

**Explanation:** There is no room to insert an occurrence of the child VSAM table into the physical record.

**Action:** Correct the rule which tries to insert the occurrence.

#### **No rule currently executing**

**Source:** Debugger Utility

**Explanation:** You have pressed <PF14> (EXPAND) after reaching a break event where no rule is executing, for instance TRANSACTIONEND. This provides feedback.

**Action:** No action required.

#### **No rule name provided for derived field "%.%"**

**Source:** TAM

**Explanation:** A derivation rule has not been provided for a derived field.

**Action:** Using the Table Definer, supply a derivation rule name for the field specified in the message.

**No rule to %****Source:** Rule Editor**Explanation:** The rule you are attempting to copy, append, or delete does not exist.**Action:** Copy or append an existing rule. DELETE requires no action.**NO RULES exist in library "%"****Source:** Define Library**Explanation:** You requested a display of the definition of a library that has no rules. This message is issued when the empty list of rules is displayed.**Action:** No action required.**No rules to print****Source:** Print Rules**Explanation:** You pressed <PF4>, but the list of rules to print was empty.**Action:** To see a list of rules, ensure that the library name is the one that you want and press <Enter>.**No screen for an existing menu****Source:** Menu Definer**Explanation:** The screen for an existing menu no longer exists.**Action:** Delete the rest of the menu and start again.**No SecAdmin was selected; DISCLAIM function CANCELLED****Source:** Security**Explanation:** The security administrator made a request to disclaim the userid at the cursor position, but the administrator did not select a new SecAdmin for the user when prompted. The disclaim was canceled.**Action:** Select a new security administrator for the user to be disclaimed.**No SECURITY AUTHORIZATION for "%"****Source:** Unload**Explanation:** You have requested to unload an object; however, you do not have the appropriate security authorization to do so. For any object you specify, you will require at least VIEW\_DEFN authorization; for data in a table, you will require both VIEW\_DEFN and READ.**Action:** You must remove the entry to complete the unload of any other objects you have specified. To unload the unauthorized object, you must obtain the required permissions from a person who is authorized to give them to you.**No servers like server type \*%\* exist****Source:** External Gateways**Explanation:** No entries in table @SERVERIDCONFIG exist for the specified gateway (server) type.**Action:** Execute rule @CONFIGURESERVER with a null parameter and ADD an entry for the desired gateway type and ID.

**No source "%.%" found for subview field "%.%"****Source:** TAM**Explanation:** The subview field definition refers to a source field name which is not in the source table definition.**Action:** Modify the source table definition so that it contains the source fields that are referred to in the subview field definition.**No source for selected subview field "%.%"****Source:** TAM**Explanation:** A WHERE clause or stored subview selection refers to a subview field that does not exist in the source table.**Action:** Do one of the following:

- Remove the subview field reference in the WHERE clause or stored subview selection.
- Modify the subview field name in the WHERE clause or stored subview selection so that the field is contained in the source table definition.

**No source secondary index in CLC table "%"****Source:** TAM**Explanation:** A calculation (CLC) table must have a field whose source (by the same name) is a secondary index.**Action:** Do one of the following:

- Change the CLC field name to one of the source fields that are secondary indexes.
- Build a secondary index on the source field.

The field whose source is a secondary index should have no SOURCE, SOURCENAME and KEYS in its FIELDS definition.

**No source table "%" for % table "%"****Source:** TAM**Explanation:** A subview or parameter table has no source table.**Action:** Add a source table name in the subview or parameter table.**No statements; "%" cannot be saved****Source:** Rule Editor**Explanation:** The rule specified has no actions and so cannot be saved.**Action:** Do one of the following:

- Insert at least one action line so that you can save the existing rule and exit the Rule Editor.
- Use the CANCEL command to exit the Rule Editor without saving the rule.

**No such JCL name exists****Source:** Batch Submission Tool**Explanation:** You specified an undefined JCL name on the batch submission screen.**Action:** Correct the JCL name or press <PF2> to get a list of defined JCL names.**No such OBJECT TYPE as "%"****Source:** Unload**Explanation:** One of the objects you have requested to unload included by reference another object. There is no such type as that specified by the reference.**Action:** No action required; feedback only. You may want to report this to the System Administrator since this indicates that there are non-existent object types specified in some object type definition data referenced definitions.



**No SUMMARY-BY fields for body table "%" when ACROSS-BY fields present****Source:** Report Server**Explanation:** Across Reports must have at least one summarization field.**Action:** Use the Report Definer to add a SUMMARY-BY field.**No table to print****Source:** Print Table**Explanation:** <PF3> or <PF13> was pressed, but no table was specified for printing.**Action:** Enter a table name or press <PF12> to cancel.**No Tables, Screens, Reports with Unit %****Source:** Unload/Load**Explanation:** No tables, screens, or reports have a unit name that matches the specified unit.**Action:** No action required.**No target specified for "%" command****Source:** Table Editor**Explanation:** You have pressed <PF5> to find next, or <PF6> to change next, before issuing a FIND or CHANGE command.**Action:** Give a FIND or CHANGE command first, and then press <PF5> or <PF6>.**No target specified for "FIND" command****Source:** Secure Audit Log**Explanation:** You pressed <PF5> to find the next occurrence before issuing a FIND command.**Action:** Issue the FIND command first and then press <PF5> to find the next occurrence.**No target specified for % command****Source:** Rule Editor**Explanation:** Either <PF5> or <PF6> was pressed without first entering a FIND or CHANGE command.**Action:** Enter a FIND or CHANGE command.**NO TDS LOCK FOR THE TRANSACTION BEING PROCESSED****Source:** S6BTLADM - INDOUBT TRX**Explanation:** The logical lock request was processed successfully, but there were no logical locks to report.**Action:** No action required.**No text selected****Source:** Character-based Text Editor**Explanation:** When TED is executed with null input, you see a list of your documents to choose from. You pressed <PF12> to exit without making a selection.**Action:** No action required.**No tokens in TOKEN(%)****Source:** Rule Editor**Explanation:** Internal translator error.

The message log will contain a more detailed error message.

**Action:**

1. Press <PF2> and print the log.
2. Contact TIBCO Support with the log and a description of what actions were being performed when this message was generated.

**No type PRM table found for table "%"****Source:** Definition Differences**Explanation:** You have specified a parameterized table. However, to determine what all the instances of that table are, a PRM table having the specified table as SOURCE must be defined.**Action:** Define a PRM type table having the parameterized table as a source and then reattempt the operation.**No updates allowed on dictionary table "%(%)"****Source:** TAM**Explanation:** You tried to change the definition of a parameterized dictionary table.**Action:** Do not update dictionary table definitions.**No updates allowed on TABLES entry for dictionary table "%"****Source:** TAM**Explanation:** You tried to change the Table of Tables occurrence of a dictionary table.**Action:** Do not update dictionary table definitions by varying corresponding TABLES occurrences.**No updates to table "%"****Source:** Table Editor**Explanation:** Informs you that you have pressed <PF3>, or entered the SAVE command, without having made any updates to the table or the occurrence.**Action:** No action required.**No user profile for %****Source:** Session Manager**Explanation:** You tried to log on to TIBCO Object Service Broker with a userid that has no user profile.**Action:** Contact the System Administrator to correct or add your TIBCO Object Service Broker userid.**NO USER SESSIONS CURRENTLY ACTIVE****Source:** S6BTLADM - USER ACTIVITY**Explanation:** You requested a list of all active Execution Environment connections; at this point in time there are no connections present.**Action:** Retry your request.**No valid destination specified for MOVE/COPY command****Source:** Table Definer**Explanation:** You positioned the cursor in an area where the lines to be moved or copied cannot be placed.**Action:** Use the cursor or line commands A or B (After or Before), to indicate where the lines are to be moved or copied.**No values match selection criteria****Source:** Field Help for Reference**Explanation:** No prompt values were found that meet the selection criteria specified.**Action:** Enter an alternate selection criteria.

**NO windows currently open****Source:** Rule Editor**Explanation:** You pressed <PF15> when no Windows were open.**Action:** No action required.**Node % invalid for % Promotion****Source:** Promotion**Explanation:** Source nodename supplied for Target Promotion matches nodename of target system.**Action:** Either use Source Promotion or correct Source nodename.**Non-paired SO/SI in syntax W (DBCS) field "%"****Source:** TAM**Explanation:** The syntax W field string value has non-matching shift-out/shift-in control character pair.**Action:** Check for matching SO/SI, unintentionally SO/SI (hex 0F/0E) characters. You may also remove all SO/SI if only single-byte characters are to be displayed.**Non-updateable fields must be immediately after the key fields****Source:** ADABAS Definer**Explanation:** The ordering of your nonupdateable fields is invalid.**Action:** Define nonupdateable fields right after key fields.**Non IDgen M204 table cannot have any data parms****Source:** Table Definer**Explanation:** Only IDgen M204 tables can contain parameters.**Action:** If you want the data parameter, make the table an IDgen table. Otherwise remove the data parameter.**Not able to locate or start the Execution Environment****Source:** Start Execution Environment**Explanation:** Start Execution Environment failed.**Action:** Check the Execution Environment parameters.**Not allowed to change security group to %****Source:** Batch Submission Tool**Explanation:** You specified an invalid security group on the batch request submission screen.**Action:** Enter one of your valid security groups.**Not allowed to delete batch queue definition****Source:** Batch Submission Tool**Explanation:** You do not have the authority to delete the definition of a batch queue. Only users in the security group ADMIN are allowed to delete queue definitions.**Action:** No action required.

**Not cleared to use current group at remote location****Source:** TAM**Explanation:** A distributed data request was attempted but the local group, userid and/or password is not valid at the remote location.**Action:** Either retry using a userid/password/group combination that is valid at the remote location or arrange for the security administrator of the remote location to provide a valid combination.**Not enough "%" storage to bind table "%"****Source:** TAM**Explanation:** There is insufficient storage to hold the table definition.**Action:** Do one of the following:

- Delete occurrences that are no longer needed in tables of the type displayed in this error message.
- Increase the SESSIONMEMMAX Execution Environment parameter value.

**Not enough "%" table directory space to bind table %****Source:** TAM**Explanation:** The internal table of EES/session tables is full.**Action:** Do one of the following:

- Use fewer EES/session tables.
- Change the value of the TAMBSTS Execution Environment parameter to increase the available space.

**Not enough fixed storage to bind table %****Source:** TAM**Explanation:** The storage where bound table definitions and data are placed is full.**Action:** Do one of the following:

- Bind fewer definitions and/or data.
- Change the REGIONTABLESIZE Execution Environment parameter to increase the available memory.

**Not enough storage to bind fixed definition for "%"****Source:** TAM**Explanation:** The indicated screen requested FIXED storage, but not enough storage was available to bind it.**Action:** Reset the bind for the screen or increase the Dependent Region REGIONTABLESIZE parameter.**Not enough transaction storage to bind table %****Source:** TAM**Explanation:** The storage where TEM tables are placed is full.**Action:** Do one of the following:

- Use fewer or smaller TEM tables.
- Change the value of the TRANMEMMAX Execution Environment parameter to provide more space.

**NOTE: definition modes can be set only when ALL DATA="Y"****Source:** Security**Explanation:** You are managing permissions for a table instance and you tried to set definition permissions from this screen. When you specify a table instance, only the data

permissions are effective (READ, INSERT, REPLACE, DELETE). Definition permissions to a parameterized table can be set only when ALL\_DATA is Y.

**Action:** Specify appropriate data permissions in this screen and then either update definition permissions for the whole table, or have an authorized user do so. **NOTE:** If a user is given INSERT access to a table instance, and the user does not have VIEW\_DEFN access for the whole table, the user cannot insert into that table instance.

**NOTE: definition modes must be set with ALLDATA=Y**

**Source:** Security

**Explanation:** You made a request to manage permissions for a table instance, and only data modes apply. If definition permissions are to be managed, these should be done for the whole table. Note that any users or groups who are given data permissions to an instance must have at least VIEW\_DEFN set to Y for the whole table permission.

**Action:** Set data modes only in this screen, and ensure that the definition modes are set in the screen for the whole table.

**NOTE: layout of LOADED screen tables remains unchanged**

**Source:** Screen Definer

**Explanation:** In the Screen Table Painter, you loaded a table definition with a table type of SCR. This message reminds you that the layout of the loaded screen table stays as defined in its stored screen table definition.

**Action:** No action required.

**NOTE: Press <PF14> for permissions LOST when object set ENABLED**

**Source:** Security

**Explanation:** You just saved an object set enable list when the object set was not previously enabled; any permissions on free objects in the object set are wiped out of the permissions lists. A report on permissions lost in this way is available by immediately pressing <PF14> from the main menu.

**Action:** You can ignore this message, or press <PF14> to view and perhaps print the report on lost permissions.

**NOTE: Type % tables have no DATA; set DEFINITION modes only**

**Source:** Security

**Explanation:** You made a request to manage permissions to a table, and the table type is TEM, SCR or RPT. Since these tables have no data in the table data store, only the definition modes can be set.

**Action:** No action required.

**NOTE: You are viewing a list of the rules in library "%"**

**Source:** Define Library

**Explanation:** You made a request to view the definition of a library, and the first screen shows the list of rules in the library.

**Action:** No action required.

**Nothing has been selected for TRANSFER; to exit use CANCEL**

**Source:** Security

**Explanation:** In the Transfer Ownership screen, you made a request to TRANSFER&EXIT, but did not select any objects to transfer.

**Action:** Either select an object to transfer, or cancel the operation.

**Nothing is copied**

**Source:** Copy Definition

**Explanation:** Nothing is copied.

**Action:** No action required.

**Nothing to compare**

**Source:** Definition Differences

**Explanation:** No objects are entered for comparison.

**Action:** Enter the objects and try again.

**NULL can not be involved in an expression with %**

**Source:** Static SQL for DB2 Gateway

**Explanation:** The specified field cannot support NULL values; therefore, the expression cannot be allowed.

**Action:** Change the definition of the field or change the expression.

**Null key value for table "%"**

**Source:** TAM

**Explanation:** The user tried to issue an INSERT or DELETE operation for an occurrence that has a null primary or secondary key.

**Action:** Modify the occurrence to contain a non-null primary key.

**Null primary key is not allowed**

**Source:** Table Editor

**Explanation:** You have not specified a primary key value for this occurrence (and blanks are considered Null for a field of syntax C.)

**Action:** Provide a non-null primary key value.

**Null value detected for % OF-FIELD "%" in report "%"**

**Source:** Report Server

**Explanation:** The Of-Field of a TOTAL or AVERAGE report function was null.

**Action:** Review input data for the field of the report. If null values are possible, but a total or average is required, use a selection string on the report function to exclude null values.

**Number of columns on a page too small to produce report "%"**

**Source:** Report Server

**Explanation:** The page width of the report is too small to display the title column or the final column areas of an Across Report.

**Action:** Increase the page width to accommodate the minimum required number of columns, or use the \$RPTPARMS tool to change the width in the rule that prints the report.

**Number of conditions exceeds maximum of %**

**Source:** Rule Editor

**Explanation:** Number of conditions exceeds maximum allowed in a rule.

**Action:** Reduce number of conditions.

**Number of data parameters cannot be more than 4 per table****Source:** Table Definer**Explanation:** You have defined more than 4 data parameters for this table and this is not allowed.**Action:** Delete the extra data parameters defined.**Number of decimal places must be 0 for packed field length < 4****Source:** Screen Definer**Explanation:** In the Screen Table Painter, you defined a packed field with a length of less than 4 and a nonzero number of decimal places.**Action:** Do one of the following:

- Change the syntax of the field to allow for the number of decimal places required
- Change the length of the field to allow for required decimal places
- Change the number of decimal places to be zero.

**Number of digit selectors in mask is greater than 15****Source:** Builtin Routines**Explanation:** You have used more than 15 digit placeholders in a MASK specification.**Action:** Correct the MASK specification.**Number of IDMS records in this subschema: %****Source:** Tool for CA-IDMS Data**Explanation:** The number of records in a subschema is indicated when you select a subschema from the list of IDMS databases defined in TIBCO Object Service Broker.**Action:** No action required.**Number of IDMS subschemas defined: %****Source:** Tool for CA-IDMS Data**Explanation:** The number of IDMS databases (subschemas) defined in TIBCO Object Service Broker is indicated when you select one of the following the menu options from the TIBCO Object Service Broker/IDMS Manager Utility:

- List IDMS Subschemas
- Delete IDMS Subschemas

**Action:** No action required.**Number of IDMS tables defined: %****Source:** Tool for CA-IDMS Data**Explanation:** The indicated number is the number of IDMS tables currently defined in the system.**Action:** No action required.**Number of IMS databases defined: %****Source:** Tool for IMS Data**Explanation:** The indicated number is the number of IMS databases currently defined in the system.**Action:** No action required.**Number of lowest title line "#" + number of highest footing line "#" + 1 is not < page length "#" after call to "%"****Source:** Builtin Routines**Explanation:** Any line above the lowest title line is considered a title line; likewise, any line below the highest footing line is considered a footing line.**Action:** Reduce the number of title or footing lines. If you have less than 28 of these lines, increase the page length.

**Number of objects not rebound = %****Source:** Promotions Bind Tools**Explanation:** Errors were encountered when attempting to rebound some objects.**Action:** Review the output of @PROMBINDOBJs for list of objects not rebound and the reasons for the failures. Resolve the reasons for the failures and re-run @PROMBINDOBJs.**Number of objects not unbound = %****Source:** Promotions Bind Tools**Explanation:** Errors were encountered when attempting to unbind some objects.**Action:** Review the output of @PROMUNBINDOBJs for a list of objects not unbound and the reason for the failure. If you require these objects to be unbound, resolve the reasons for the failures then run @PROMBINDOBJs and re-run @PROMUNBINDOBJs.**Number of parms must be % for source table "%"****Source:** Table Definer**Explanation:** You specified too many or too few parameters for the indicated source table.**Action:** Specify the indicated number of parameters for the source table.**Number of rows on a page too small to produce report "%"****Source:** Report Server**Explanation:** The page length defined in the report is too small to allow the report to be printed.**Action:** Increase the page length to allow the printing of at least one body report table on a report page.**Number of seconds cannot be negative****Source:** Batch Submission Tool**Explanation:** You entered a negative value in the duration field. The valid range is from 0 to 32400.**Action:** Enter a value in the valid range.**Number of TITLE ROWS required for this table is "%"****Source:** Report Definer**Explanation:** A titles report table (TITLE ONLY=Y) must define every row that has a report field as a title row.**Action:** Change the number of TITLE ROWS to the number specified in the message.**Numbering for entries must be consecutive: 1..%****Source:** General Table Definer**Explanation:** You are supposed to assign consecutive numbering to the list of entries on the screen; however, the numbering is not consecutive.**Action:** The entries should be numbered so that there are no gaps in the numbering.**Numbers of %s loaded and defined differ for table "%"****Source:** Builtin Routines**Explanation:** The table definition or the processed program was modified since the last pass through the preprocessor.**Action:** Preprocess again.



## Messages beginning with: O

---

### **OAI Server Error: Invalid data received on connection**

**Source:** ActiveX Adapter Server

**Explanation:** The header for the data being sent or received is invalid.

**Action:** Contact TIBCO Support.

### **OAI Server Error: OAI client version ## is not supported by this Execution Environment**

**Source:** ActiveX Adapter Server

**Explanation:** The version of the ActiveX Adapter client is not compatible with the version of the Execution Environment.

**Action:** Upgrade your ActiveX Adapter client to a more current version.

### **OAI Server Error: Screentable '%' not in active screen '%'**

**Source:** ActiveX Adapter Server

**Explanation:** The screentable requested by the ActiveX Adapter client is not in the list of screentables for the current active screen. This can happen if an ActiveX Adapter client requests a screentable data from a previous screen during the display of the current screen and OAIBLOCKFACTOR is set too low (or set to the default value).

**Action:**

1. Avoid fetching data from screen other than the active/displayed one
2. Set OAIBLOCKFACTOR=32000 so that all screen data is retrieved and buffered in the ActiveX Adapter client without needing subsequent requests to the ActiveX Adapter server.

3. Contact TIBCO Support.

### **OAI Server Error: System operation failed, '%'**

**Source:** ActiveX Adapter Server

**Explanation:** An internal system call failed. The name of the system call is given in the message.

**Action:** Contact TIBCO Support.

### **OAI Server Error: Unable to compress data**

**Source:** ActiveX Adapter Server

**Explanation:** The ActiveX Adapter Compression Engine could not compress the requested data, probably due to an internal programming error.

**Action:** Contact TIBCO Support.

### **OAI Server Error: Unable to decompress data**

**Source:** ActiveX Adapter Server

**Explanation:** The ActiveX Adapter Compression Engine is unable to decompress the requested data, probably due to an internal programming error.

**Action:** Contact TIBCO Support.

### **OAI Server Error: Unable to initialize compression engine, level = #**

**Source:** ActiveX Adapter Server

**Explanation:** The ActiveX Adapter compression engine could not be initialized.

**Action:** Contact TIBCO Support.

**Object "%" does not exist in "%"****Source:** Definition Differences**Explanation:** An object does not exist in the specified library, environment or a location.**Action:** Check to see whether the object is really located in the specified library, environment or location and try again.**Object "%" in LIST1 and object "%" in LIST2 are alike****Source:** Definition Differences**Explanation:** The objects that you compared are alike.**Action:** No action required.**Object "%" of type % does NOT exist****Source:** Unload**Explanation:** You have specified the name and type of an object you wish to have unloaded; however, there is no such object of that type.**Action:** Recheck the object specification to ensure that the name is correctly spelled and that the type is also correct. If the object indeed does not exist, you cannot unload it.**Object "%" requires LIBRARY to be specified****Source:** Unload**Explanation:** You have requested to unload an object which requires the library to be specified. For example, if you have requested to unload a rule, you must specify which library the rule should be unloaded from. If you have requested to unload an object which itself contains rules, the library must be specified to unload the rules which are part of that object.**Action:** In the top portion of the UNLOAD screen, type the name of the library to unload rules from.**Object "%" type "%" does not exist****Source:** Print Definition**Explanation:** An object you want to print does not exist.**Action:** Check and see whether the object exists or not before printing.**Object "%" type "%" not printed because %****Source:** Print Definition**Explanation:** The specified object is not printed.**Action:** Refer to the message log to find out the reason.**Object % % does not exist****Source:** Promotion**Explanation:** The named object does not exist in the MetaStor.**Action:** No action required.**Object % % with disposition "%" already exists****Source:** Promotion**Explanation:** An object that was marked as NEW already exists. The list of objects in the source system does not match the actual objects on the target system.**Action:** Refer to the Promotions manual for information on running the GEN\_SYS\_TBLS rule.

**Object % % with disposition "%" is not part of the system****Source:** Promotion**Explanation:** An object marked as MOD (modify), DEL (delete), or DELOCC (delete occurrences) does not exist.**Action:** Refer to the Promotions manual for information on running the GEN\_SYS\_TBLS rule.**Object % used in PR#%****Source:** Promotion**Explanation:** The specified object that you want to back out is used in a later change request.**Action:** No action required.**Object '%' is copied to '%'****Source:** Copy Definition**Explanation:** Informs you that the object has been copied to the destination.**Action:** No action required.**Object '%' not copied****Source:** Copy Definition**Explanation:** Informs you that the specified object is not copied.**Action:** No action required.**Object '%' type '%' deleted****Source:** Delete Definition**Explanation:** You are trying to delete an object and the operation is successful.**Action:** No action required.**Object '%' type '%' does not exist****Source:** Delete Definition**Explanation:** You are trying to delete an object but the object does not exist.**Action:** No action required.**Object command failed: %****Source:** Object Manager**Explanation:** A condition prevents the line command from being executed. A system message follows this message and specifies the condition, such as locking or the rule to execute does not exist.**Action:** Correct or cancel the command.**Object list % deleted****Source:** DEFINE\_OBJLIST Tool**Explanation:** Confirms that the indicated object list is deleted at your request.**Action:** No action required.**Object list % saved****Source:** DEFINE\_OBJLIST Tool**Explanation:** Confirms that the indicated object list is saved at your request.**Action:** No action required.**Object list deletion cancelled****Source:** DEFINE\_OBJLIST Tool**Explanation:** Confirms that the delete action is canceled at your request.**Action:** No action required.

**OBJECT MODEL Table % cannot be included in a promotion request****Source:** Promotion**Explanation:** This table cannot be promoted through the promotion system because it is an object model definition table. That is, it is one of the tables that contain details about a specific object type.

The relevant object model tables are automatically promoted when a particular object is requested for promotion and therefore these object model tables must not be promoted independently.

**Action:** Promote the required object, not these underlying tables.**Object name "%" invalid for break event "%"****Source:** Builtin Routines**Explanation:** Internal error.**Action:** Contact TIBCO Support.**Object set "%" DELETED****Source:** Object Set Definer**Explanation:** You have performed a delete from the Object Set Definer, and the object set has been successfully deleted.**Action:** No action required.**Object set "%" does not exist to be deleted****Source:** Object Set Definer**Explanation:** You were trying to delete an object set that does not exist.**Action:** No action required.**Object set "%" has security enabled****Source:** Object Set Definer**Explanation:** You cannot rename your current object set to the indicated object set because the indicated object set has its security enabled.**Action:** Choose a different name for your current object set.**Object set "%" SAVED****Source:** Object Set Definer**Explanation:** You have performed a SAVE from the Object Set Definer. Any changes made to the object set are now saved.**Action:** No action required.**Object set will be % once SAVED****Source:** Security**Explanation:** The percent sign (%) can be one of the following:

- **ENABLED** - The object set will have an enabled status when you save it. Users/groups on the Enable List will obtain those permissions specified for the object set.
- **DISABLED** - The object set will have a disabled status when you save it. The users/groups on the Enable List will have those permissions specified in the object set permissions unless they have obtained these permissions through some other enabled object set permissions.

**Action:** No action required.

**Object type "%" is not protectable****Source:** Security**Explanation:** The named object type (e.g., rule) cannot be protected by the TIBCO Object Service Broker security system.**Action:** If the object type is in error, correct it. If it is a rule, you can protect the library in which it resides. If it is another non-protectable object type (e.g., menu or object set,) you can protect the underlying tables which contain the object's definition.**Object type "%" unknown****Source:** Copy Definition**Explanation:** The specified object type is invalid.**Action:** Reenter a valid object type.**Object type % name "%" not found****Source:** Copy Definition**Explanation:** Object type "object" is not found; i.e., rule "x" is not found.**Action:** Correctly reenter the name of the object.**Object type '%' unknown****Source:** Print Definition**Explanation:** The type of the specified object is invalid.**Action:** Check the type of the object.**Object TYPE and NAME or UNIT are required for query by object****Source:** Promotion**Explanation:** You are attempting to query change requests that contain a certain object or objects. An object search requires a valid TYPE and NAME or UNIT.**Action:** Fill in the missing information and try the query again.**OBJECT TYPE DEFINITION table "%" has more than ONE Primary Key****Source:** Unload**Explanation:** There is a problem with the object type definition data for an object you requested to unload.**Action:** Report this to your system administrator as there should not be a problem with the definition data of unloadable object types.**OBJECT TYPE is required for each object named****Source:** Unload**Explanation:** You have specified the name of an object to unload; however, you have not specified its type.**Action:** Object names are not unique across object types, so you must supply a valid object type. You can press <PF1> to get a list of valid object types.

**Object TYPE must be one of: TBL, SCR, RPT, LIB, FRM, CON, APP****Source:** Security**Explanation:** You made a request to manage permissions to an object, or you requested a list of objects (from the main menu), but you supplied an invalid type of object.**Action:** Fill in the object type before pressing <Enter> or invoking the OPTIONS function.**Objects "%" & "%" are deleted from 'list1' & 'list2'****Source:** Definition Differences**Explanation:** You are trying to delete an object on list 1 and its counterpart on list 2 and both of them are deleted.**Action:** No action required.**Objects are missing from selection list, due to security****Source:** Object Selector**Explanation:** The list of selected objects is incomplete because security prevents some objects from appearing in the list.**Action:** No action required.**Objects did not pass the checking process, press <PF2> for log****Source:** Promotion**Explanation:** Press <PF2> to see the list of objects which cannot be included in the change request.**Action:** Press <PF2> to see the list and remove the objects from the change.**Objects in LIST1 and corresponding objects in LIST2 are alike****Source:** Definition Differences**Explanation:** You are trying to compare two lists of objects to see whether there are any differences between them. The result is: there are no differences.**Action:** No action required.**Objects not loaded because action is % % %****Source:** Unload/Load**Explanation:** These objects were not loaded because the action caused them to be skipped.**Action:** No action required.**Objects of type "%" require a version****Source:** Definition Differences**Explanation:** You have specified an object for which version information is required to identify the object. For example, to identify a RULE object, you must specify the LIBRARY in addition to the NAME.**Action:** Specify the version of the object so it can be identified.**Objects REPLACED because action is % % %****Source:** Unload/Load**Explanation:** These objects were replaced because they collided with the database and the action was IR.**Action:** No action required.

**Occurrence(s) above this screen: %****Source:** Table Editor**Explanation:** The specified number is the number of undisplayed occurrences above the current screen. The message appears as a result of the # primary command.**Action:** No action required.**Occurrence(s) changed: %****Source:** Table Editor**Explanation:** The specified number is the number of changed occurrences as a result of a CHANGE command with the PAGE, ALL, or REST option.**Action:** No action required.**Occurrence "%" in table "%" %****Source:** Table Editor**Explanation:** Confirms that the occurrence has been saved, deleted, or printed.**Action:** No action required.**Occurrence not found in table "%"****Source:** TAM**Explanation:** One of the following occurred:

1. A GET or DELETE operation specified a non-existent primary or secondary key.
2. The selection conditions could not be satisfied.

**Action:** Change the selection to refer to an existing primary or secondary key value, or use an ACCESSFAIL exception handler.**Occurrence not found****Source:** Global Cross Ref. Search**Explanation:** The FIND primary command was unable to find an occurrence that matched the search criteria.**Action:** No action required.**Occurrence not found****Source:** Object Manager**Explanation:** A FIND command has been unsuccessful.**Action:** No action required.**Occurrence not found****Source:** Promotion**Explanation:** The FIND command did not find a match for the criteria you specified. If you are repeating a previous successful find this simply means you have reached the end of the list without finding another match.**Action:** Verify the string you are attempting to find is correct.**Occurrences NOT LOADED because action is MI:****Source:** Unload/Load**Explanation:** These occurrences were not loaded because occurrences with identical primary keys already exist in the database.**Action:** No action required.**Occurrences of table % deleted****Source:** Promotion**Explanation:** As requested, the occurrences of the specified table are deleted.**Action:** No action required.

**Occurrences only of % tables****Source:** Unload/Load**Explanation:** Occurrences, but not the definitions, were loaded for the listed tables.**Action:** No action required.**Odd number of bytes between SO/SI in field "%"****Source:** TAM**Explanation:** The syntax W field string value contains an odd number of bytes between an SO/SI pair (which make double-byte character display impossible).**Action:** Check how the field string value is assigned. Review the various string functions (such as concatenation, headstring, etc.) used to derive the erroneous string.**OFFSET + LENGTH > LENGTH( STRING)****Source:** Builtin Routines**Explanation:** Internal error. The message log contains a more detailed error message.**Action:**

1. Press <PF2> and print the log.
2. Contact TIBCO Support with the log and a description of the actions performed before the message was displayed.

**Offset calculated from "%"****Source:** Table Definer**Explanation:** Offset has been calculated at your request.**Action:** No action required.**OFFSET CANNOT BE NEGATIVE****Source:** Builtin Routines**Explanation:** Internal error. The message log contains a more detailed error message.**Action:**

1. Press <PF2> and print the log.
2. Contact TIBCO Support with the log and a description of the actions performed before the message was displayed.

**ONE and ONLY ONE selected rule to execute must be entry level****Source:** Promotion**Explanation:** Of the rules that you have marked with the X line command, only one can, and must, have a Y in its ENTRY field. It must call all the other rules marked with an X.**Action:** Mark only one X rule with a Y in the ENTRY field.**One field must be defined as the primary key****Source:** Table Definer**Explanation:** The MetaStor requires that all tables have a primary key field.**Action:** Use the K line command to specify which field is the primary key.**One of the fields must be a primary key****Source:** Table Definer**Explanation:** You did not enter a P in the KEY field for any of the fields defined.**Action:** Enter a P in the KEY field for a field that you want to be the primary key. Ensure that this field is at the top of the list of fields. You can find more information about primary keys in the Managing Data manual.



**One scrolling screen table is required if scroll entry used****Source:** Screen Definer**Explanation:** You have defined your screen to have a scroll entry but not provided a scrolling screen table.**Action:** Define one of your screen tables to scroll, or delete the information in the SCROLL AMOUNT ENTRY specification.**Only 1 primary key is allowed per table****Source:** Table Definer**Explanation:** A MetaStor IMS table can have only one primary key.**Action:** Unselect the previously selected key field (line command D), or select it as an ordinary field (line command S).**Only first 200 valid values shown; use selection to see others****Source:** Field Help for Reference**Explanation:** The prompt screen is filled with the first 200 valid values.**Action:** Enter a valid selection command to see additional prompt values.**Only IDMS CALC keys can be selected as parameters****Source:** Table Definer**Explanation:** The MetaStor parameter can only be an CA-IDMS CALC key. If composite CALC keys exist, select all composites as parameters.**Action:** Choose CALC field in the first IDMS record as data parameter.**Only INSERT and PRINT table accesses are supported for a report table****Source:** Report Server**Explanation:** The Report Server was passed an invalid table access code.**Action:** This is an internal TIBCO Object Service Broker error; contact TIBCO Support.**Only line command allowed for this row: "I"****Source:** Table Editor**Explanation:** You have entered a line command other than I in the first line command area. All other line commands are not allowed in this area.**Action:** Change the line command to I or remove the line command from this area.**Only literal source definitions may exceed 255 characters****Source:** Report Definer**Explanation:** Source definition value is too large. Only a literal can be greater than 255 characters.**Action:** Change the source definition value.**Only occurrences for selected parm values are unloaded****Source:** Unload/Load**Explanation:** You have unloaded some of the occurrences of a parameterized table.**Action:** No action required.

**Only one count field is allowed****Source:** Table Definer**Explanation:** You specified more than one count field.**Action:** Use the Delete line command (D) to remove any extra count fields.**Only one data parameter can be specified for % table****Source:** Table Definer**Explanation:** You have specified more than one data parameter for the given table type.**Action:** Delete the extra parameters defined.**Only one group may be selected****Source:** ADABAS Definer**Explanation:** You selected more than one repeating group. This is an invalid selection.**Action:** Select one repeating group only.**Only one IDgen key is allowed****Source:** Table Definer**Explanation:** You can specify only one key field for an IDgen table.**Action:** Remove any additional P designations from the fields.**ONLY ONE ITEM MAY BE CHANGED IN A SINGLE REQUEST****Source:** S6BTLADM - SEGMENT/DASD**Explanation:** You have attempted to make too many changes within a single update function.**Action:** Retry your changes but restrict your request to one action at a time.**Only one key field is allowed****Source:** Table Definer**Explanation:** You cannot select any more primary key fields because only one primary key field is allowed, and it is preselected for you.**Action:** Remove the primary key selection command (K).**Only one location parameter is allowed****Source:** Table Definer**Explanation:** You have specified more than one location parameter for the table. Each table can have only one location parameter.**Action:** Delete the additional location parameters of the table.**Only One MU field can be selected****Source:** ADABAS Definer**Explanation:** You selected more than one MU group field. This selection is invalid.**Action:** Select only one MU group field.**Only one non-titles report table is allowed per report****Source:** Report Definer**Explanation:** Only one fixed report table within a report can be defined with TITLE ONLY=N. This report table can then have multiple occurrences and control information (e.g., SORT, BREAK).**Action:** Ensure that all TITLE ONLY=Y except for one report table.

**Only one primary key can be selected****Source:** Table Definer**Explanation:** You have selected more than one primary key.**Action:** Make the necessary corrections.**Only one primary key is allowed****Source:** Table Definer**Explanation:** A composite key is not supported for this type of table.**Action:** Remove all but one P from the KEY field of the Table Definer.**Only one scrollindicator field may be marked****Source:** Screen Definer**Explanation:** In a screen, one scroll indicator is allowed.**Action:** Unmark all scroll indicators but one.**Only one statement per line is allowed****Source:** Rule Editor**Explanation:** There is more than one statement ending in semicolon (;) or a colon (:) on a line.**Action:** Separate the statements so that there is only one statement to a line.**Only one table can be specified for Batch Unload.****Source:** Batch Control Card**Explanation:** You specified more than one table for your control card. The Batch Unload utility for unloading data from the MetaStor accepts only one table at a time.**Action:** Specify one table only for your control card.**Only one target allowed for move and copy****Source:** Character-based Text Editor**Explanation:** Lines that you move or copy are all placed in one position marked by A, B, or the cursor. More than one position is marked.**Action:** Remove all but one target.**Only parameters allowed for GETNEXT; % is not a parameter****Source:** HLIPREPROCESSOR**Explanation:** Only table names and parameters can be specified on a GETNEXT.**Action:** Correct the GETNEXT statement.**Only TDS tables can be cleared****Source:** Table Editor**Explanation:** You attempted to clear a nonnative TIBCO Object Service Broker table. Only native TIBCO Object Service Broker tables (i.e., tables that store their data physically in the TIBCO Object Service Broker database) can be cleared by using CLRTAB.**Action:** A nonnative TIBCO Object Service Broker table can be cleared by executing the rule `CLEARTABLE_APPL`.**Only TDS tables can be moved****Source:** Table Editor**Explanation:** Your request to move a nonnative TIBCO Object Service Broker table was rejected. Only native TIBCO Object Service Broker tables contain data that is stored physically in the TIBCO Object Service Broker database; thus, only native TIBCO Object Service Broker tables can be moved.**Action:** Do not attempt to move nonnative TIBCO Object Service Broker tables.

**Only TDS tables can have secondary indexes****Source:** Table Editor**Explanation:** Your attempt to build a secondary index on a non-TDS table was rejected. Secondary indexes are only supported on TDS tables.**Action:** Do not attempt to build a secondary index on a non-TDS table.**Only the OWNER may allow CONTROL access to an object****Source:** Security**Explanation:** You are authorized to control an object and you were in the Manage Permissions function when you tried to extend that control access to another user. However, only the owner of the object, the owner's Security Administrator, and level-7 users may pass control in this way.**Action:** Set the control permission to N or remove the entire row. If you want to provide control access to another user, consult a user who is authorized to pass control.**Only the select ("S") line command is allowed****Source:** Object Selector**Explanation:** The only line command permitted is S (Select).**Action:** Use only the S line command.**Only valid for owner sets****Source:** Table Definer**Explanation:** The SHOW IF NO OWNER option is only valid where:

- Owner records are retrieved using an Obtain-Owner GET and FORALL directives, and

- The set membership is Optional or Manual.

**Action:** Specify valid values for SHOW IF NO OWNER field.**Open error on DBID - % FILE NO. - %****Source:** ADABAS Extract**Explanation:** Unable to open the specified DBID and File No in ADABAS.**Action:** Review the returned response code in the message to determine the appropriate action required to fix the problem with ADABAS.**Open failed "%" dataset; module "%"; R15 = %****Source:** Session Manager**Explanation:** Open of sort work file failed. The DDNAME, the module name, and the return code are supplied for debugging purposes.**Action:** Call your system administrator to check the return code in Register 15 against the appropriate vendor's manual. Correct the problem as required.**Open for file "%" failed****Source:** Builtin Routines**Explanation:** Open of the named file failed. For more error messages explaining the cause for the open error, refer to the operating system log.**Action:** Call your system administrator for assistance.**Open of a print file for report "%" failed: %****Source:** Report Server**Explanation:** The Report Server cannot open a print file for a report output media of PRT.**Action:** Use the system message appended to this message to determine the action to take.

**Open of an output dataset for report "%" failed: %****Source:** Report Server**Explanation:** The Report Server cannot open a file as a report output media.**Action:** Use the system message appended to this message to determine the action to take.**OPERATOR COMMAND NOT CONFIRMED, REQUEST IGNORED****Source:** S6BTLADM - OPERATOR FUNCT**Explanation:** The operator function you previously requested was not confirmed, it has been abandoned.**Action:** No action required.**OPERATOR COMMAND NOT SUPPORTED THROUGH THIS FUNCTION****Source:** S6BTLADM - OPERATOR FUNCT**Explanation:** Only the highlighted operator commands can be supported via the Administrator operator function. The request you have selected should either be handled through the function indicated in brackets or through the operator console.**Action:** No action.**ORDER field "%" not found in table "%"****Source:** TAM**Explanation:** An ordering field in a table request or in a stored ordering is not defined in the table.**Action:** Do one of the following:

- Include the ordering field in the table definition.
- Use a different ordering field.

**ORDER field "%.%" has invalid LENGTH, DECIMAL, SYNTAX or POSITION****Source:** TAM**Explanation:** The specified field has invalid attributes. The table definition was probably altered without using the Table Definer.**Action:** Use the Table Definer to correct the attributes of the order field.**Ordered GET not allowed because ordered FORALL in progress for table "%"****Source:** TAM**Explanation:** You issued a GET statement with a WHERE clause that specifies a field that is ordered (in the table definition), and this GET statement falls within a FORALL loop. This kind of GET statement is not permitted within a FORALL loop.**Action:** Move the GET from within the FORALL loop, or remove the ordering from the field.**Ordering "%" is invalid - must be "A"scending or "D"escending****Source:** Report Generator**Explanation:** The specified ordering indicator is invalid; it must be either A (Ascending) or D (Descending).**Action:** Use A or D only.**Ordering error for table "%" - sequence not A or D****Source:** TAM**Explanation:** The ordering for a field must be either A (ascending) or D (descending).**Action:** Do one of the following:

- Modify the appropriate rule to use a different ordering field.

- Modify the table definition so that the ordering field contains the ordering character either A or D.

### **ORDERING field "%" not referred to in field list**

**Source:** CA-Datcom Table Definer

**Explanation:** You have specified a field to use for ordering the DAT table. The field you have referred to is not defined in the EXTENSIONS information of the table definition.

**Action:** You must remove the field named from the ORDERING part of the CORE context, or you must include a field in the EXTENSIONS context which has this name.

### **Ordering must be "A"scending or "D"escending for field %**

**Source:** Table Definer

**Explanation:** The order of the occurrences in the table as determined by the indicated field must be either A (Ascending) or D (Descending).

**Action:** Specify A or D only, or remove the specification.

### **Ordering not allowed on derived field "%.%"**

**Source:** TAM

**Explanation:** Ordering on derived fields is not supported.

**Action:** Using the traceback log, locate the rule containing the ordering clause and remove the reference to the derived field.

### **Ordering of derived field "%" is not allowed**

**Source:** Table Definer

**Explanation:** You cannot order a derived field.

**Action:** Remove the ordering specification from beside the indicated field.

### **Ordering on field with syntax % is not allowed**

**Source:** Table Definer

**Explanation:** Ordering is not allowed on a field with the specified syntax.

**Action:** Remove the ordering from the field.

### **Ordering string specified for access on table "%" is too long**

**Source:** Builtin Routines

**Explanation:** More than 15 fields were specified in the table access statement.

**Action:** Reduce the number of fields specified.

### **OTMA component not properly installed**

**Source:** Builtin Routines

**Explanation:** The TIBCO Object Service Broker OTMA Callable Interface component was not properly installed. Specifically, the IBM IMS OTMA "C" stub, DFSYCRET, was not linked-in with the TIBCO Object Service Broker S6BDRSES load module.

**Action:** Refer to the TIBCO Object Service Broker install manual or contact TIBCO Support for assistance.

**OTMA request "%" failed****Source:** Builtin Routines

**Explanation:** The specified OTMA request failed. The return code and reason codes are provided in the Map table. For an explanation of the codes, refer to the IBM "IMS Open Transaction Manager Access Guide and Reference" manual.

**Action:** Correct the error and try again.**OUT OF MEMORY: Unable to LOAD/INSERT any more occurrences****Source:** Table Editor

**Explanation:** The table is too large for all of it to be held in the memory allotted.

**Action:** Do one of the following:

- Reduce the number of occurrences, for example use a SELECT command.
- Increase the amount of memory for the TIBCO Object Service Broker session.

**Output buffer overflow - no room to clear screen****Source:** Builtin Routines

**Explanation:** Internal error. The message log contains a more detailed error message.

**Action:**

1. Press <PF2> and print the log.
2. Contact TIBCO Support with the log and a description of the actions performed before the message was displayed.

**Output buffer overflow - no room to set cursor****Source:** Builtin Routines

**Explanation:** Internal error. The message log contains a more detailed error message.

**Action:**

1. Press <PF2> and print the log.
2. Contact TIBCO Support with the log and a description of the actions performed before the message was displayed.

**Output for % in Message Log****Source:** Print Rules

**Explanation:** You pressed <PF5> or <PF6> with Hardcopy set to N. The output is either a PRINT TREE if you pressed <PF5>, or a CROSS REFERENCE if you pressed <PF6>.

**Action:** No action required.**Output medium type in \$SETRPTMEDIUM was not recognized as an accepted value****Source:** Report Server

**Explanation:** The second parameter in the \$SETRPTMEDIUM tool is not one of:

- VISUAL (Output to Log)
- PRINTER (Output to system printer)
- DIRECTFILE (Output to named file)
- INDIRECTFILE (Output to file named in variable or ddname).

**Action:** Correct the second parameter in the \$SETRPTMEDIUM tool to match one of the above entries.

**Output string too long****Source:** Builtin Routines

**Explanation:** Formatting of a table buffer by \$FORMATROW failed. The length of the result of the function is greater than 16 KB.

**Action:** Contact TIBCO Support.

**Output to either printer or data set, not both****Source:** Batch Submission Tool**Explanation:** You attempted to send the output to both a printer and a data set.**Action:** Send the output to only one destination.**Outstanding request(s) on queue****Source:** Batch Submission Tool**Explanation:** You tried to delete the definition of a batch queue, but the queue may still have outstanding batch requests.**Action:** Ensure that no outstanding pending batch requests exist on the queue to be deleted.**OVERFLOW: Total length of report function must not exceed 128****Source:** Report Definer**Explanation:** The total length of the source definition for a report function entered on the derived field derivation screen must not exceed 128.**Action:** Remove some of the fields specified in your OF or BY parameters, or shorten your selection string. You may use a single derived field to contain the definition of a number of fields that are defined separately.**Overflow detected when evaluating source of report field "%" of report table "%"****Source:** Report Server**Explanation:** An arithmetic overflow was detected when a derived report field was assigned a value.**Action:** Review the source of the derived report field and the input data used to set its value.**Overflow when converting a string to a number****Source:** Interpreter**Explanation:** The conversion of a string yields a number that is bigger than the maximum currently supported (approximately 10E75).**Action:** Ensure that the string corresponds to a number that does not exceed the maximum.**OVERLAP - Report table "%" and "%" overlap****Source:** Report Definer**Explanation:** The indicated report tables overlap in their current definition.**Action:** Change the specified row or column for the report tables to remove the overlap.**OVERLAP : "%" in rows %-%, "%" in rows %-%****Source:** Report Definer**Explanation:** Two report tables will overlap. The message indicates the rows occupied by each report table, with at least one row being in common.**Action:** Correct the report table definitions and ensure that they do not overlap.**OVERLAP between field "%" and % "%"****Source:** Screen Definer**Explanation:** Overlap detected between the indicated fields. The second percent sign (%) is either "literal" or "field"; the third % is the offending field. If it is a literal, the value of the literal is displayed; otherwise, the field name is displayed.**Action:** Fix the overlap problem.



**Overlap exists between %(Col:%-%) and %(Col:%-%)****Source:** Screen and Report Painters**Explanation:** The two indicated elements overlap each other.**Action:** Modify the columns/lengths of the elements so that they do not overlap each other.**OVERLAP may not be resolved on CANCEL****Source:** Report Definer**Explanation:** CANCEL was requested when the current screen was displaying the definition of two report tables that overlap. CANCEL might not be able to resolve the overlap because changes to the Paint Screen have already been saved. For example, fields were added.**Action:** If you cannot execute the report because the overlap condition still exists, then return to the Report Definer. Either change the row and column of the report table to prevent the overlap or move the overlapping report field in the Paint Screen.**Overlap not allowed for % table****Source:** Table Definer**Explanation:** Overlapping of external fields is not allowed for the indicated table type.**Action:** Recalculate offsets to ensure fields do not overlap.**Overlap with %(Col:%-%) will occur****Source:** Screen and Report Painters**Explanation:** Cannot add the field as it will overlap the indicated element.**Action:** Either relocate the indicated element or add the field somewhere else.**Overwrite existing options of %****Source:** Batch Submission Tool**Explanation:** The batch options specified on the screen for the indicated rule are about to replace the options that were saved previously for the same rule.**Action:** Press <PF3> to save the options on the screen, or press any other key to cancel the SAVE function.**Overwrote control table occurrence for % in %****Source:** Copy Definition**Explanation:** Overwrote the control table occurrence for the specified object in the specified control table. This is part of the audit trail for the COPY tool.**Action:** No action is required.**OWNERSHIP of selected objects TRANSFERRED to "%"****Source:** Security**Explanation:** You used the TRANSFER&EXIT function from the Transfer Ownership function of the main menu. Any objects that were selected have been transferred to the new owner specified in the Transfer Ownership screen.**Action:** No action required.

## Messages beginning with: P

---

### **Packed field cannot have length greater than 15**

**Source:** Screen Definer

**Explanation:** You have defined a field to have a SYN of packed decimal but defined its length to be greater than 15, which is the maximum valid length for a syntax of this type.

**Action:** Change the length to less than 15, or change the SYN definition.

### **Pad character for "%" is not printable (decimal "#")**

**Source:** Builtin Routines

**Explanation:** The argument FILL of the SPRINTFIELD tool must be a printable character.

**Action:** Supply a printable character.

### **Page '%' has an invalid length**

**Source:** Offline Utilities

**Explanation:** The specified page header had a page length that exceeded 4 KB.

**Action:** This usually indicates a corrupted page.

### **Page '%' has invalid type '%'**

**Source:** Offline Utilities

**Explanation:** The page number indicated in the message has an invalid page type in the page header information. The page image is restored and the utility continues. This message is most common when pages are encountered that were the target of a table

delete operation. While the pages of the table are being deleted, their page type indicator is converted to lowercase. This may be a normal occurrence in this case.

**Action:** If the page type is not simply a lowercase letter, the Pagestore may be corrupted. Validate and correct the Pagestore in this case.

### **Page file % only contains % pages**

**Source:** Offline Utilities

**Explanation:** There are more pages for the specified page file than can fit into the file.

**Action:** Reformat the file, expanding it enough to hold the number of pages in the file.

### **Page file '%' was encountered in backup set**

**Source:** Offline Utilities

**Explanation:** This message is issued when a page file is encountered in the backup but is not available for processing. This can happen when the DBGEN definition for the segment being processed does not specify enough page files in the ACBS= parameter.

**Action:** See accompanying message for further details. Respond as appropriate and rerun the utility.

### **Page Length/Width must be greater than 0**

**Source:** Report Definer

**Explanation:** The page length and width must be greater than 0.

**Action:** Correct the page length and width.

**Page length cannot be less than 1****Source:** Print Table**Explanation:** You defined the page length to be too small for any data to print.**Action:** Make the page length 1 or greater.**Page size of report ";" too large - length \* width greater than 262100 bytes****Source:** Report Server**Explanation:** The size of the page to be output is too large. The page size is equal to the number of lines on the page multiplied by the maximum length of a line on the page.**Action:** Decrease the number of lines on a page, the line length, or both.**Page width cannot be greater than 132****Source:** Print Table**Explanation:** You defined the page to be too wide.**Action:** Make the page width greater than or equal to 50 but not greater than 132.**Page width cannot be less than 50****Source:** Print Table**Explanation:** You defined the page width to be too small.**Action:** Define the page length to be 50 or greater, but less than 132.**Page width too small to hold a TITLE COLUMN and a FINAL COLUMN for report table "%"****Source:** Report Server**Explanation:** The current page width does not permit you to print the title column and the final column on the same page.**Action:** Use the Report Definer or the \$RPTPARMS tool in the rule that prints the Across Report to increase the page width.**Page width too small to hold a TITLE COLUMN and one repeating body for report table "%"****Source:** Report Server**Explanation:** The current page width does not allow you to print a title column and one repeating body report table in an Across Report.**Action:** Use the Report Definer or the \$RPTPARMS tool in the rule that prints the report to increase the page width.**Parameter "%" does not exist in table "%"****Source:** Report Generator**Explanation:** The indicated parameter name does not exist in the definition of the indicated table.**Action:** Remove or change the indicated parameter name.**Parameter "%" is not a correct % identifier****Source:** HLIPREPROCESSOR**Explanation:** The name used for a parameter is not a valid identifier in the host language.**Action:** Change the name of the parameter.

**Parameter "%" is not a location parm of source table "%"****Source:** Table Definer**Explanation:** You have specified the given parameter as a location parameter for the subview table. However, the given parameter is not a location parameter of the source table.**Action:** Check the source table definition for location parameter and change definition of subview accordingly.**Parameter "%" is not defined in selection or source table "%"****Source:** Table Definer**Explanation:** The indicated parameter does not exist in the source table nor does it appear in the selection section of the current subview table definition.**Action:** Do one of the following:

- Remove the parameter name from the subview table definition.
- Change the parameter name to a parameter of the source table.
- Fill in the source parameter field with a parameter from the source table.
- Define the parameter in the selection criteria by relating it to one of the source table fields.

**Parameter "%" is specified more than once in the selection****Source:** Batch Control Card**Explanation:** You specified the indicated parameter more than once in the selection string.**Action:** Change the selection string so that it refers to the parameter only once.**Parameter "%" of "%" has already been specified****Source:** Report Generator**Explanation:** You specified the indicated parameter name more than once.**Action:** Remove one of the duplicate parameter names from the input area.**Parameter "%" of table "%" is null or an empty string****Source:** Interpreter**Explanation:** You tried to access a parameterized table, but the parameter specified cannot be a null value or an empty string.**Action:** Ensure that the table parameter is neither null nor an empty string.**Parameter % does not match corresponding key attributes of parent table****Source:** Table Definer**Explanation:** For VSAM multiple record definition, each data parameter in the child table must correspond exactly to the keys in the parent table. In this scenario, you either entered an extra data parameter that does not correspond to keys in parent table, or the attributes do not match that of the parent.**Action:** Delete extra data parameters or correct the attributes to match that of the parent.**Parameter % is undefined****Source:** HLIPREPROCESSOR**Explanation:** The indicated parameter was not defined either in the TIBCO Object Service Broker database or in the DEFINE TABLE statement.**Action:** Correct the definition or the access statement to refer to the correct parameter name.

**Parameter % must be Type %, Syntax %, Length %****Source:** Table Definer**Explanation:** Parameter attributes are invalid.**Action:** Define parameter attributes as indicated in the message.**Parameter % of table % is incompatible with that on % system****Source:** Promotion**Explanation:** The specified table parameter is incompatible with the one on the specified system, so the APPLY process cannot proceed as requested.**Action:** On the source system, Unaccept the change and return it to the developer. The developer should roll back the change request and make the specified table compatible with the one on the target system. The change can then be re-extracted and reapplied to the target system.**Parameter does not exist in table %****Source:** HLIPREPROCESSOR**Explanation:** A parameter named in the DEFINE TABLE or access statement does not exist.**Action:** Correct the COBOL program to agree with the definition of the table.**Parameter error(s) for "%"****Source:** Builtin Routines**Explanation:** The indicated TIBCO Object Service Broker routine encountered some unresolved error in an input argument or arguments.**Action:** Ensure that all the arguments are correctly specified. If they are, contact TIBCO Support.**Parameter length > 127; cannot be selected as parameter****Source:** Table Definer**Explanation:** You cannot choose a field that is longer than 127 bytes to be a parameter.**Action:** Use another line command so that the field is not selected as a parameter for the MetaStor/IMS table.**Parameter list specified for access on table "%" is too long****Source:** Builtin Routines**Explanation:** The total length of parameters in the table access is greater than 256 bytes.**Action:** Verify the supplied parameter values.**PARAMETER must be N for a rule that is called****Source:** Menu Definer**Explanation:** A rule that is called cannot be passed arguments; therefore, PARAMETER must be N.**Action:** Correct the value of PARAMETER.**Parameter MUST be the KEY of the first record in access path****Source:** Table Definer**Explanation:** If you want to define a parameterized IDM table, you must select the key of the first-level CA-IDMS record as the parameter.**Action:** Remove the P line command from the non-key element.

**PARAMETER must be Y for EXECUTE\_PARSE****Source:** Menu Definer**Explanation:** When you call the special rule EXECUTE\_PARSE for your Standard Session Manager Menu, you must set the PARAMETER field to Y.**Action:** Enter Y in the PARAMETER field.**PARAMETER must be Y or N****Source:** Menu Definer**Explanation:** When ACTION is N, PARAMETER determines whether or not arguments are passed to the rule being executed. The choices are:

- Y - Arguments are passed.
- N - Arguments are not passed.

**Action:** Enter a value in the PARAMETER field.**Parameter name "%" is already defined in parameter list****Source:** Table Definer**Explanation:** The indicated parameter is defined more than once in the same parameter section: once in the PARAMETER NAME field and once in the SOURCE PARM field.**Action:** Remove one of the duplicate parameter definitions.**Parameter name "%" is already defined in selection****Source:** Table Definer**Explanation:** The indicated parameter name was defined in both the selection section and the parameter information section of the current subview table definition.**Action:** Remove the indicated parameter name from either the selection criteria or the parameter information.**PARAMETER NAME must be specified for the FIND function****Source:** Unload**Explanation:** In INSTANCE SELECT you have requested a FIND. However, no parameter has been specified which should be searched for the pattern provided.**Action:** To use the FIND function, the name of the required parameter must be specified.**PARAMETER NAME must be specified for the SELECT function****Source:** Unload**Explanation:** You have requested to have parameter instances which match a pattern you have specified in the top area of the screen. You have not specified which parameter column to search for this pattern.**Action:** The FIND/SELECT functions will search only one parameter value column, so you must specify which parameter column should be searched.**Parameter not allowed for defn with only 1 record selected****Source:** Table Definer**Explanation:** You cannot define a single record access with as a parameterized table.**Action:** Change the parameter to a primary key.**Parameter of % table must be syntax %, length <= %****Source:** Table Definer**Explanation:** A parameter of the indicated type of table is restricted to the indicated syntax and the indicated maximum length.**Action:** Modify the syntax or length or both accordingly.

**Parameter processing error****Source:** Batch Client**Explanation:** Client parameters are wrong.**Action:** Check the command line.**Parameter processing error****Source:** Start Execution Environment**Explanation:** An error occurred when the Execution Environment was processing the parameters.**Action:** Check the Execution Environment parameters.**Parameter selection for table "%" is not unique****Source:** TAM**Explanation:** A selection (WHERE clause or stored selection) contains an ambiguous predicate that mentions a table parameter. For example:

```
GET TABLE WHERE TABLEPARAM = <value>
AND TABLEPARAM = <value2>;
```

**Action:** Use the Rule Editor or Table Definer to remove the ambiguity. For example, change the above statement to:

```
GET TABLE WHERE TABLEPARAM = <value>;
```

**Parameter syntax of "V" not allowed.****Source:** Table Definer**Explanation:** Syntax of V is not valid for parameter.**Action:** Enter valid syntax for parameter.**Parameter value for the first table "%" must be specified****Source:** Report Generator**Explanation:** The Generator requires all parameter values to be specified for the first source data table.**Action:** Enter a value in the input area or select one from the prompt screen.**Parameter value list unavailable - "%" is empty****Source:** Report Generator**Explanation:** You cannot be prompted for parameter values because the source data table is empty.**Action:** You may want to put data in the table before you complete the report definition.**Parameter value list unavailable - no PRM table for "%"****Source:** Report Generator**Explanation:** You cannot be prompted for parameter values because a PRM table was not created for the indicated table.**Action:** You must type in the parameter values in the PARM VALUE field, or exit the Report Generator and create a PRM table for the indicated table.

**Parameter values must be NULL when ALL DATA="Y"****Source:** Security**Explanation:** You are specifying a table instance by supplying parameter values either before specifying permissions to the instance, or while specifying table permissions for an object set definition. You have specified that ALL DATA = Y as well as filled in some values for the individual table parameters.**Action:** You must either specify ALL DATA = Y and leave all the parameter values blank (or null), or you must specify ALL DATA = N and supply values for each parameter.**Parameters cannot have access values****Source:** Table Definer**Explanation:** You cannot associate a parameter field with an IMS table access value.**Action:** If you want to select a field as a parameter and that field already has an access value associated with it, you must remove the access value before selecting the field as a parameter.**Parent Name "%" and type "%" must point to an object in list****Source:** Copy Definition**Explanation:** The name of the parent and its type for an object must also exist in the list exactly as specified.**Action:** Either enter the parent object, or set the parent only flag to N.**Parent Name "%" and type "%" must point to an object in list****Source:** Copy Defn/Data**Explanation:** You have requested to have copies of children referenced by the copy of the parent. However, the parent specified does not have as a child the entry which you specified for it.**Action:** Change the parent to be one that references the object copied from.**Parm#% must be name:% type:% syntax:% len:% dec:% class:%****Source:** Table Definer**Explanation:** The attributes of the parameter that you entered are different from that of the source. You cannot modify the attributes of the source parameter for a calculation (CLC) table.**Action:** Correct the parameter's attributes according to the message.**Parm name is %. Will not be able to create PRM tbl. Rename parm?****Source:** Table Definer**Explanation:** This is a warning message to inform you that, if the indicated parameter name is used in the table definition, you will not be able to create a PRM table based on it in the future.**Action:** Rename the parameter if you will be defining a PRM table based on the current table definition. Otherwise, you may proceed.



**PARMS changes IGNORED; instance permissions already specified****Source:** Security**Explanation:** You supplied parameter values for the table instance specification in the Table Permissions screen of an object set definition. However, these specifications already exist in another entry for the same table; therefore, the changes are ignored.**Action:** Remove the entry because the table instance is already specified. If you want to change the parameter values, use the PARMs function on the table entry again and specify a different table instance.**Parms of defined Table in different order than one loaded****Source:** Unload/Load**Explanation:** The order of the table parameters from the import file is not the same as the order of parameters for the table in the target system.**Action:** Ensure that the parameter definition of the target table is the same as the source table.**PASSWORD and PASSWORD VERIFY are different; erase and reenter****Source:** Security**Explanation:** You made a request to save your user profile after changing the PASSWORD field (and possibly the VERIFY PASSWORD field). The verification failed because the value in the PASSWORD is different from the value in the VERIFY PASSWORD field.**Action:** Erase and reenter values in both the PASSWORD and VERIFY PASSWORD fields to ensure that the password is the same in both. Erasing the fields first is recommended because overstriking a long password with a shorter password causes the new password to retain the end of the old password.**PASTE such that field and literal are SEPARATED by blank****Source:** Screen Definer**Explanation:** In the Screen Table Painter, you tried to paste the content such that a literal would occur immediately adjacent to a field (i.e., literal is immediately to the right of the field). A blank must appear between the field and literal since blanks serve as field delimiters.**Action:** Choose another place to paste into:

- One character to the left if you are pasting a field
- One character to the right if you are pasting a literal.

**Permission % is not valid for % %****Source:** Security**Explanation:** The specified object permission is not valid for the object which is being protected. For example, READ access does not apply to the SCREEN object type.**Action:** Correct the object permission.

**Permissions cannot be specified for META-DATA tables****Source:** Security

**Explanation:** You referred to a meta-data table while requesting to manage permissions to a table object, or while specifying table permissions for an object set definition. Permissions cannot be specified for these tables (e.g., TABLES, SCREENS, SCREENFIELDS, PARMS).

**Action:** You must remove or change the entry from the table permissions specification of the object set by replacing the table name with blanks, nulls or another table name. If you need to specify permissions for a meta-data table, contact TIBCO Support.

**PF key % is not supported****Source:** Global Cross Ref. Search

**Explanation:** You pressed a PF key that is not supported on this screen.

**Action:** Choose another PF key. The valid keys are listed at the bottom of the screen and you can press <PF1> for Help.

**PF key % is not supported****Source:** Session Manager

**Explanation:** You pressed a function key that is not supported by the session manager.

**Action:** No action required.

**PF key NOT supported INSIDE this window****Source:** Rule Editor

**Explanation:** Rule Editor PF keys only function when the cursor is outside of the window.

**Action:** Move the cursor and press the PF key again.

**PHASE% failed: %****Source:** Promotion

**Explanation:** Phase 1, 2, or 3 failed and the reason indicates which phase of the 3 apply phases failed and why.

**Action:** Based on the reason, take appropriate action.

**Phase 1 of Apply Completed****Source:** Promotion

**Explanation:** Phase 1 of the target apply has completed successfully.

**Action:** No action required.

**Phase 2 of Apply Completed****Source:** Promotion

**Explanation:** Phase 2 of the target apply has completed successfully.

**Action:** No action required.

**Phase 3 of Apply Completed****Source:** Promotion

**Explanation:** Phase 3 of the target apply has completed successfully.

**Action:** No action required.

**Physical screen buffer overflowed****Source:** Screen Server

**Explanation:** The output buffer containing data to be written to the screen is full and more data remains to be written.

**Action:**

1. Press <PF2> and print the log.
2. Contact TIBCO Support with the log and an exact description of what actions were

being performed when this message was generated.

### Place an "S" on the option to be selected

**Source:** Tool for IMS Data

**Explanation:** A selection must be made.

**Action:** Type an S beside the desired option and press <Enter>.

### Place cursor %

**Source:** Rule Editor

**Explanation:** If this message is:

Place cursor on object to be expanded  
the cursor is not on a valid token for you to  
press <PF14>. If the message is:

Place cursor on line to be scrolled  
you selected a scroll amount of C, but the  
cursor is not on the body of the rule.

**Action:** Do one of the following:

- Place the cursor on a valid token.
- Place the cursor on the body of the rule.

### Place cursor on a menu option before pressing <Enter>

**Source:** Security

**Explanation:** You pressed <Enter> from the main menu without having the cursor on a valid option.

**Action:** Place the cursor on a menu option and fill in the required information before pressing <Enter>.

### Place cursor on an object

**Source:** Global Cross Ref. Search

**Explanation:** You pressed <PF6> to edit an object, but did not place the cursor on an object.

**Action:** Place the cursor on the object that you want to edit and press <PF6> again.

### Place cursor on appropriate entry then PF5 to edit or PF6 to add

**Source:** National Lang. Support Mgr

**Explanation:** Instructions to user.

**Action:** None.

### Place cursor on appropriate field

**Source:** Session Manager

**Explanation:** You pressed <Enter> when the cursor was not on a user entry field.

**Action:** Move the cursor to an entry field before you press <Enter>.

### Place cursor on field of your choice

**Source:** Keyword Manager

**Explanation:** The cursor was not on a field when you pressed <Enter>.

**Action:** Choose any action by placing the cursor on the corresponding field and pressing <Enter>.

### Place cursor on menu line to be deleted

**Source:** Menu Definer

**Explanation:** The cursor was not placed on a line of the menu items when <PF16> was pressed.

**Action:** Position the cursor on the line to be deleted and press <PF16>.

**Place cursor on row to be %****Source:** Table Editor**Explanation:** Your action failed because you did not position your cursor properly on a specific row or occurrence.**Action:** Position your cursor on a specific row and try again.**Place cursor on row to scroll to****Source:** Secure Audit Log**Explanation:** You specified C as the scroll amount but you did not place the cursor on the destination row when you pressed the scroll key.**Action:** Place the cursor on the row to be scrolled to and try again.**Place cursor on TABLE for which instances are to be SELECTED****Source:** Unload**Explanation:** In the UNLOAD first context, you have requested the INSTANCE SELECT function. However, the cursor is not positioned on an object entry.**Action:** Position the cursor on a row which names a table to unload, and then request the INSTANCE SELECT function.**Place cursor on TABLE for which you wish to specify parameters****Source:** Security**Explanation:** You requested the PARMS function while specifying table permissions for an object set definition, but the cursor is not positioned on an entry.**Action:** Position the cursor on a row containing a parameterized table name, and then request the PARMS function.**Place cursor on the field to %****Source:** Table Editor**Explanation:** You have pressed the <PF18> key (exclude field) or the <PF19> key (show field) without placing the cursor on a field.**Action:** Before pressing <PF18> or <PF19>, position the cursor on the field to be excluded or shown.**Place cursor on the menu line****Source:** Menu Definer**Explanation:** The cursor was not placed on a menu line when the PF key was pressed.**Action:** Position the cursor and press the PF key again.**Place cursor on the object you wish to define****Source:** Object Set Definer**Explanation:** You must first place your cursor on an object before you press <PF9>.**Action:** Place your cursor on the object you wish to define, then press <PF9>.**Place cursor on the table to be excluded****Source:** Report Generator**Explanation:** The cursor must be placed on a table name before <PF23> is pressed.**Action:** Move cursor to a table name, and press <PF23> again.**Place cursor on title line****Source:** Menu Definer**Explanation:** The cursor was not placed on a title line when a PF key was pressed.**Action:** Position the cursor on a title line and press the PF key again.

**Place the cursor on a command****Source:** DEFINE\_OBJLIST Tool**Explanation:** You pressed either <PF4> or <PF16> to insert or delete a command line, but you did not position your cursor on the line on which the operation is to take place.**Action:** Position your cursor on a specific command line and try again.**Place the cursor on a menu item before requesting OPTIONS****Source:** Security**Explanation:** You requested the OPTIONS function from the main menu, but the cursor is not on a menu item.**Action:** Position the cursor on the item for which you are requesting a list of options, and invoke the OPTIONS function again.**Place the cursor on an active segment, then press <PF6>****Source:** Statistics**Explanation:** The cursor is not positioned on a screen occurrence for an active segment.**Action:** Move the cursor to a screen occurrence for an active segment and press <PF6> again.**Place the cursor to indicate your choice****Source:** Menu Definer**Explanation:** The cursor was not placed in a field to indicate a choice.**Action:** Place the cursor and press <Enter>.**Please enter the export file name****Source:** Unload/Load**Explanation:** You did not provide an export file name on the entry screen.**Action:** Type in a preallocated export file name.**PLEASE SPECIFY A DATASET NUMBER;  
SEG-DSN-ENT****Source:** S6BTLADM - RPP DIRECTORY**Explanation:** In order to continue processing a segment and data set or a data set number must be specified.**Action:** Supplied the required input and retry your request.**PLEASE SPECIFY A MEMORY ADDRESS TO  
BE DISPLAYED****Source:** S6BTLADM - MEMORY DISPLAY**Explanation:** You must specify the memory address you wish to review.**Action:** Specify the memory address start point you wish to view and retry the request.**PLEASE SPECIFY A PAGE NUMBER;  
SEG-PAGE****Source:** S6BTLADM - PAGE IMAGES**Explanation:** The segment and page number must be input. If omitted the segment will default to 0.**Action:** Enter the segment and page number to continue.

**Position cursor %****Source:** Table Definer**Explanation:** Invalid cursor positioning.**Action:** Position your cursor at the precise location on the screen as indicated by the message.**Position cursor in Image Area or on existing field definition****Source:** Screen Definer**Explanation:** You have pressed a context sensitive function key but the cursor is not positioned in either the Image Area, or the Field Definition Area.**Action:** Reposition the cursor.**Position cursor in paint area at row/col for new field origin****Source:** Report Definer**Explanation:** When requesting a COPY of fields from a table (which is not a report table), the cursor position indicates the target row and column for the first copied field.**Action:** Place the cursor at the row or column where the first field resulting from the COPY command is to be placed.**Position cursor on a field/literal defined in report table "%"****Source:** Report Definer**Explanation:** An EXPAND FIELD DEFINITION request was issued for a body table field from within the Report Table Painter for a break table, or when the cursor was not positioned on an appropriate defined field.**Action:** You can only request the expanded field definition for a body table field from within the Report Table Painter for the body table itself.**Position cursor on a LIST before you select objects****Source:** Definition Differences**Explanation:** You are trying to select objects for comparison but the cursor is not positioned at one of the two lists.**Action:** Position the cursor at one of the two lists and try again.**Position cursor on a valid report table or control break****Source:** Report Definer**Explanation:** When a Paint operation was requested, the cursor was not positioned on a valid report table or control break. Report tables and control breaks must be assigned names before they can be painted.**Action:** Position the cursor on a valid report table or control break.**Position cursor on field to be deleted****Source:** Report Definer**Explanation:** When requesting a DELETE operation for a report table, the cursor should be positioned on the report field which is to be deleted.**Action:** Position cursor on the report field to be deleted, and request the DELETE operation again.**Position cursor on GROUP entry before requesting VIEW GROUP****Source:** Security**Explanation:** You requested to view a Group without specifying the Group to view.**Action:** Position the cursor on a Group entry before requesting to view Group.

**Position cursor on INSTANCE for which  
DETAIL is to be shown****Source:** Unload**Explanation:** You have requested to see an instance specification in detail by pressing the DETAIL function. The cursor is not positioned in such a way as to indicate which instance you wish to detail.**Action:** Position the cursor on the row where the instance required is located and then press the DETAIL function again.**Position cursor on starting field for offset  
calculation****Source:** Table Definer**Explanation:** Offset not calculated since cursor is not positioned on any field in the table definition.**Action:** Position cursor at the starting field where you want offset to be calculated.**Position cursor on the ITEM you wish to remove****Source:** General Table Definer**Explanation:** You have requested to remove an entry from some part of the core information about the MetaStor table you are defining. Your cursor is not positioned on an entry.**Action:** Position the cursor on the same row as the entry you wish to delete, then request to remove the item again.**Position cursor on the USERID you wish to  
DISCLAIM****Source:** Security**Explanation:** A Security Administrator in a SecAdmin profile disclaimed a userid without indicating (by the cursor position) which userid to disclaim.**Action:** Position the cursor on the userid to be disclaimed and try DISCLAIM again.**Position cursor on title of the list from which to  
DELETE****Source:** General Table Definer**Explanation:** You have requested to remove an entry from some part of the core information about the MetaStor table you are defining. You cannot remove these items, although you may update them.**Action:** Make the necessary updates to the items you cannot remove, or leave them as is.**Position cursor on title of the list to which to  
ADD****Source:** General Table Definer**Explanation:** You have requested to update information about the MetaStor table definition in the core context of the generic Table Definer. You cannot update the core information in this context.**Action:** Use the extensions context to update the core information as it is extended by the definition of the table type you are defining.

**Position cursor within Paint Area at row/col requiring shift****Source:** Report Definer**Explanation:** When a SHIFT operation is requested, the cursor must be positioned within the Image Area. All report fields on the indicated row at or beyond the indicated column are then shifted left for negative shift numbers, and right for positive shift numbers.**Action:** Position the cursor in the Paint Area at the row and column desired for the shift.**Position the cursor on a Field Definition****Source:** Screen Definer**Explanation:** You have pressed a context specific function key in the Field Definition Area but not positioned the cursor on a field.**Action:** Reposition the cursor on the appropriate field.**Possible values for EXTRACT field are D, O, or A****Source:** Promotion**Explanation:** You have entered an invalid value in the EXTRACT field.**Action:** Change the value in the EXTRACT field to D, O or A.**PREFIX must have a valid leading character and must be a length of 3****Source:** Static SQL for DB2 Gateway**Explanation:** The 3 character prefix name for the static SQL handler name must start with an allowable character and must be three characters in length.**Action:** Correct and retry.**PRESENTATION ENVIRONMENT is required to unload SCREENS****Source:** Unload**Explanation:** You have requested to unload a screen; however, there is no presentation environment specified in the top portion of the screen. This information is required to fully specify the screen to be unloaded.**Action:** In the top area of the screen, type in the presentation environment.**Press <%> to confirm, or type "CONFIRM" at the command prompt****Source:** Rule Editor**Explanation:** This message will be appended to message 38 of this module. You have received a warning message about an action that is about to be performed on a rule.**Action:** Press the indicated PF key or type CONFIRM in the command line to perform the action. Press any other key to cancel the action.**Press <PF21> for Table Editor****Source:** Table Definer**Explanation:** You pressed <PF21> to edit table data. Normally the Table Definer saves the table definition and invokes the Table Editor right away. In this scenario, the Table Definer is unable to save your table definition under your default segment but has saved under segment 0. The purpose of this message is to inform you of the above, and to confirm your request to invoke the Table Editor.**Action:** Press <PF21> to invoke the Table Editor.



**PRESS key TO ABANDON PENDING UPDATES AND request****Source:** S6BTLADM -Resource Management**Explanation:** The schedule screen currently has updates that have not been saved and your request will cause those updates to be lost.**Action:** Press the identified key to continue processing the identified request or any other key to abandon the request and preserve the pending updates.**PRESS PF10 TO CONFIRM COMMIT****Source:** S6BTLADM - INDOUBT TRX**Explanation:** You have requested the manual commit of the displayed indoubt transaction. Before the request is issued you are required to confirm your intentions.**Action:** Press PF10 to confirm your desire to commit the transaction, press any other function key to abandon it.**PRESS PF10 TO CONFIRM SCHEDULE UPDATE REQUEST****Source:** S6BTLADM -Resource Management**Explanation:** You have requested the pending changes be committed to the repository, before the request is issued you must confirm your intension by pressing PF10.**Action:** Press PF10 to continue the update request or any other key to abandon the request.**PRESS PF10 TO CONFIRM USER TRACE "OFF" REQUEST****Source:** S6BTLADM - USER ACTIVITY**Explanation:** You have requested that the user trace for the displayed user be turned off. In order to verify your intention a confirmation is required.**Action:** Press <PF10> to issue the stop trace request. Press any other function key to abandon the request.**PRESS PF10 TO CONFIRM USER TRACE "ON" REQUEST****Source:** S6BTLADM - USER ACTIVITY**Explanation:** You have requested that tracing be started for the displayed user. In order to verify your intention <PF10> must be pressed.**Action:** Press <PF10> to issue the tracing request, press any other function key to abandon the request.**PRESS PF11 TO CONFIRM CANCEL USER REQUEST****Source:** S6BTLADM - USER ACTIVITY**Explanation:** You have requested a cancel user function. Before the request can be issued to the Data Object Broker you must confirm your intention by pressing <PF11>.**Action:** Press <PF11> to issue the cancel user request or any other function key to abandon the request.

**PRESS PF11 TO CONFIRM OPERATOR COMMAND -****Source:** S6BTLADM - OPERATOR FUNCT**Explanation:** You have selected the indicated operator function. In order to issue the request you must first confirm your intentions by pressing <PF11>.**Action:** To issue the request press <PF11>, to abandon the request press any other function key.**PRESS PF11 TO CONFIRM RESOURCE DETAIL ENTRY DELETE****Source:** S6BTLADM-Resource Management**Explanation:** You have requested the deletion of the Resource detail entry currently being displayed. In order to continue with the processing the request must be confirmed by pressing <PF11>.**Action:** Press <PF11> to continue with the Resource Detail entry delete or any other key (i.e. <Enter>) to abandon the request.**PRESS PF11 TO CONFIRM SCHEDULE DELETION REQUEST****Source:** S6BTLADM-Resource Management**Explanation:** Before preparations to delete the schedule are performed you must confirm your intentions by pressing PF11.**Action:** Press PF11 to continue with Schedule deletion preparations or any other key to abandon the request. NOTE: after the delete is confirmed press PF10 to complete the delete processing.**PRESS PF11 TO CONFIRM STOP REQUEST FOR PATH user-id****Source:** S6BTLADM-Resource Management**Explanation:** Before the system will continue to process the requested stop server, your intentions must be confirmed by pressing <PF11>.**Action:** Press <PF11> to confirm your desire to stop the identified path or any other key (i.e. <Enter>) to abandon the request.**PRESS PF11 TO CONFIRM THE DETAIL ENTRY INSERT/UPDATE****Source:** S6BTLADM-Resource Management**Explanation:** You completed valid changes to the Detail entry and requested the saving of the changes.**Action:** Press <PF11> to confirm your request or any other key (i.e., <Enter>) to abandon the request.**PRESS PF11 TO CONFIRM YOUR STOP REQUEST FOR ALL RESOURCES WITH TYPE = type****Source:** S6BTLADM-Resource Management**Explanation:** You have requested that all gateway (server) with the identified type be stopped. Before the request can be honored you must confirm your intentions by pressing <PF11>.**Action:** Press <PF11> to confirm the stop request or another key to ignore the stop request.

**PRESS PF11 TO CONFIRM YOUR STOP REQUEST FOR ALL TYPE = type, GROUP = group****Source:** S6BTLADM-Resource Management**Explanation:** You have requested a stop server for all resources in the specified type and group. Before the request is sent to the gateway, you must confirm your desire to stop the active paths.**Action:** Press <PF11> to continue with the request or another key (i.e., <Enter>) to abandon the request.**PRESS PF11 TO CONFIRM****Source:** S6BTLADM - SEGMENT/DASD**Explanation:** You have requested an operational type function that will affect the processing in the Data Object Broker. In order for that request to be submitted, a confirmation of the action is requested.**Action:** Press PF11 if you wish the function invoked or any other function key if you wish to abandon the request.**Press PF2 for more.****Source:** General**Explanation:** More information is in a message log.**Action:** Press the <PF2> key.**Press PF2 for status report****Source:** Promotion**Explanation:** Indicates what key to press to see the audit trail of actions performed as a result of the object command entered.**Action:** Press <PF2> to see the audit trail.**Press PF2=LOGS for report on UNLOAD****Source:** Unload**Explanation:** You have requested to UNLOAD and specified which objects to unload and then pressed <PF3> to unload and exit. A report was created to confirm what was unloaded; it is available via <PF2>.**Action:** To see the UNLOAD report, press <PF2>.**PRESS PF4 TO GENERATE REQUEST FOR****Source:** S6BTLADM - DIAGNOSTIC DUMP**Explanation:** Your dump request has been received. Press PF4 to send the request to the Data Object Broker to have the specified dump generated.**Action:** Press PF4 to send the dump request or any other function key to abandon the request.**PREV OR NEXT REQUESTED BUT NO PAGE CURRENTLY DISPLAYED****Source:** S6BTLADM - PAGE IMAGES**Explanation:** You have requested a scrolling function; however, there is currently no page image being processed.**Action:** No action required.**PREVIOUS BUFFER REQUESTED FROM DISPLAY OF FIRST BUFFER****Source:** S6BTLADM - MEMORY DISPLAY**Explanation:** You are processing a pool buffer display. The buffer currently displayed is the first buffer. The previous buffer function cannot be honoured.**Action:** No action required.

**Previous message(s) returned from location "%"****Source:** TAM**Explanation:** Advises that messages previous to this one in the message log came from the named location. Remote messages referred to by this message are flagged with the characters ">" in columns 1 and 2.

This message is produced only during distributed data transactions.

**Action:** As indicated by the remote messages returned.**Primary command % not supported****Source:** Field Dictionary**Explanation:** You entered a command that is either misspelled or does not exist.**Action:** Press <PF1> for a list of valid commands.**Primary KEY can not be chosen from the parameter record****Source:** Table Definer**Explanation:** For parameterized IDMS table definition, the primary key must be defined on the second level.**Action:** Define primary key on the second level of your access path.**Primary key cannot be on Owner record for parameterized table****Source:** Table Definer**Explanation:** You have made an invalid primary key selection.**Action:** Make the necessary corrections.**Primary key field must be mapped if not IDGEN****Source:** Batch Control Card**Explanation:** The primary key of the table to be loaded is not IDGEN and all of the key fields are not mapped to fields of the input file.**Action:** Either map all of the key fields to fields of the input file or define the primary key of the table to be IDGEN.**Primary key must be in second level record for parameterized table****Source:** Table Definer**Explanation:** You have defined the first record in the access path as a parameter; therefore, the primary key must be defined in the second record.**Action:** Choose primary keys from the second-level IDMS record in your table definition.**Primary key must be in second level record for PARM table****Source:** Table Definer**Explanation:** For a parameterized IDM table definition, the primary key must be defined in the second record in the access path.**Action:** Define the primary key in the second record in the access path. Or, alternately, remove the parameter definition.**Primary key must be in the highest level record****Source:** Table Definer**Explanation:** If the CA-IDMS access path is composed of multiple records, you must select the primary key from the first level.**Action:** Remove the primary key field selection and select a primary key field from the first level.

**Primary key must be the first field****Source:** Table Definer**Explanation:** The primary key must start from the first field.**Action:** Move the field that you want to designate as a primary key to the top of the list of fields.**Print access of REPORT % by % denied****Source:** Audit Log Message**Explanation:** PRINT access to a report object was denied.**Action:** The user can ask someone who has CONTROL access to the report to provide PRINT access.**Print definitions for object "%" type "%" completed****Source:** Print Definition**Explanation:** You are trying to print an object and an object, which is defined by the object you specified, is printed.**Action:** No action required.**Print definitions for object "%" type "%" partially completed****Source:** Print Definition**Explanation:** Not all definitions of the specified object are printed.**Action:** Read the message log and find out why all the definitions were not printed. Fix the problems and try the operation again.**Print destination must be "PRT" or "SCR"****Source:** Print Table**Explanation:** The print destination has some other value than PRT or SCR.**Action:** Make the output destination the printer (PRT) or the screen (SCR).**Print failed: %****Source:** Rule Editor**Explanation:** Internal error during printing.

The message log will contain a more detailed error message.

**Action:**

1. Press <PF2> and print the log.
2. Contact TIBCO Support with the log and a description of what actions were being performed when this message was generated.

**PRINT failed: %****Source:** Screen Definer**Explanation:** You have tried to print out a virtual layout and screen definition. For security reasons you are not allowed to do this, for the named screen.**Action:** No action required.**Print of report "%" failed; keyed data access not supported for external files****Source:** Report Server**Explanation:** The Report Server detected an inconsistent server action.**Action:** Contact TIBCO Support.

**Print successful****Source:** Promotion**Explanation:** The print operation you started has completed successfully.**Action:** No action required.**Print successful****Source:** Secure Audit Log**Explanation:** The specified selection list was printed as a result of the PRINT command.**Action:** No action required.**PRINTDEFN failed, security failed on object "%"****Source:** Print Definition**Explanation:** You want to print an object. However, you do not have the authority to access an object which is required by PRINTDEFN to print your object.**Action:** Find out what those objects are and ask the owners if they could give you access to those objects. Retry the operation again.**Printed %****Source:** Print Table**Explanation:** A table was printed.**Action:** No action required.**PRINTED definition of table "%"****Source:** General Table Definer**Explanation:** You requested to print the definition of the table and the request has been sent to the output.**Action:** No action required.**PRM table is not available for parameter "%" of table "%"****Source:** Report Generator**Explanation:** This message shows that there is no PRM table existing for the specific parameterized table.**Action:** Using the Table Definer, create the PRM table for the parameterized table.**Processing Execution Environment startup parameters****Source:** Start Execution Environment**Explanation:** The Execution Environment is processing startup parameters.**Action:** Wait until the Execution Environment is finished the processing.**PROCESSING FAILURE REPORTED FOR REQUEST (\_\_\_), REASON CODE IS \_\_****Source:** S6BTLADM-Resource Management**Explanation:** When attempting to extract information from the Data Object Broker, an error was detected. In the message, the request code is one of the following:

- 004 - resource type list retrieval
- 008 - resource group list within type retrieval
- 012 - resource detail entry retrieval
- 016 - resource schedule retrieval
- 020 - resource schedule index retrieval
- 024 - node name index retrieval
- 028 - update/insert detail entry
- 032 - associate schedule to resource detail
- 036 - update/delete schedule entries
- 040 - path list retrieval
- 044 - schedule association list retrieval
- 048 - histogram data retrieval

- 052 - delete resource detail entry

The reason code is one of the following:

- 04 - type and/or group not specified
- 08 - resource not found
- 12 - modcb for insert failed
- 16 - insert write failure
- 20 - modcb for update failed
- 24 - key read for update failed
- 28 - key write for update failed
- 32 - resource schedule entry not specified
- 36 - resource schedule entry not found
- 40 - entry erase failed
- 44 - reserved memory exhausted
- 48 - attempting to delete detail with active paths
- 52 - request not in acceptable format
- 56 - invalid function code specified

**Action:** This error typically represent an internal error which should be reported to TIBCO Support. Before contacting Support review the joblog to determine what messages were produced to help identify the problem. In the case of a reason code 44 recycle the Data Object Broker, storage allocation is based on defined configuration, you are trying to expand the configuration beyond the allocated buffer zone.

### PROFILE EXTRACT RETRIEVAL ERROR

**Source:** S6BTLADM - COMMON MESSAGES

**Explanation:** When attempting to obtain statistics for a profile display the retrieval failed.

**Action:** Review the job log for additional information and retry.

### Program abnormally terminated with code=%

**Source:** Interpreter

**Explanation:** This message is used by the program that produces the TIBCO Object Service Broker Information Log. More detailed messages usually follow.

**Action:** Read the detailed messages that follow.

### Program ADALNK must be in EXLIB library concatenation

**Source:** ADABAS Extract

**Explanation:** Server is unable to locate program ADALNK.

**Action:** Add program ADALNK in EXLIB library concatenation.

### PROM\_TYPE must be "DATA"

**Source:** Promotion

**Explanation:** Field RIGHTS of table @RULE\_RIGHTS must be set to the character string DATA.

**Action:** Correct the field.

### Promotable flag set to % for % % %

**Source:** Promotion

**Explanation:** You have toggled the value of the PROM field for the specified table. This field indicates whether a table is promotable or not. If you wish to change the value, use the T line command to toggle it back.

**Action:** No action required.

**Promote selected for % % %****Source:** Promotion**Explanation:** You have selected the specified object for promotion. This object is now included in the change request. It will be promoted when the change request is promoted. If you do not wish this to happen, use the C line command to remove it from the request.**Action:** No action required.**Promoted %****Source:** Promotion**Explanation:** The specified number of objects have been promoted to the target system.**Action:** No action required.**Promoted data for % tables or table instances****Source:** Promotion**Explanation:** The data of the specified number of table or table instances has been promoted to the target system.**Action:** No action required.**Promotion FAILED; @BORROWED\_OBJ entry for object % not found****Source:** Promotion**Explanation:** Borrowing rights on the object named were released before the promotion was completed. The system may be in an inconsistent state.**Action:** Contact TIBCO Support.**Promotion of change#% failed****Source:** Promotion**Explanation:** The promotion of the specified change has failed. The cause of the failure can be found in the message log of the promotion.**Action:** Correct the problem described in the message log and apply the change again.**Promotion request %****Source:** Promotion**Explanation:** The promotion request was saved or canceled.**Action:** No action required.**Promotion request % does not have the appropriate status****Source:** Promotion**Explanation:** Cannot extract rule or object unless the status is A or X.**Action:** Change the status of the change request before proceeding with the promotion.**Promotion request marked incomplete****Source:** Promotion**Explanation:** The user has pressed <PF3> and saved the change request as incomplete (Status=I). This has saved the intentions on objects as well as any description.**Action:** The user can resume preparing this change request at a later time by entering C against the CR number on the Manage Incomplete/ Pending screen.



**Promotion rights for % % lost****Source:** Promotion**Explanation:** In order to submit the CR, you need promotion rights on the named object. Either you have released/transferred rights on the object, or you have deleted the named object, or you are continuing the CR from a different library.**Action:** Check if you need this object to be part of the CR, and if so, ensure you have rights on the object.**Promotion rights held by % - requested by %****Source:** Table Definer**Explanation:** The promotion rights of the current table definition are held in the indicated library by the indicated user.**Action:** If you want to modify the table definition, contact the indicated user to have the rights released.**Promotion rights not obtained %****Source:** Rule Editor**Explanation:** You do not have promotion rights for this rule and therefore you cannot promote this rule to the development library. Possible reasons:

- You are not allowed to promote any rules.
- Someone else has this rule so you cannot promote it.
- You have created a new rule and renamed it to the name of a rule that already exists in the development library. You do not have promotion rights to this rule.

**Action:** Obtain promotion rights, if possible.**PROMPT must be N for a rule that is called****Source:** Menu Definer**Explanation:** A rule that is called cannot have arguments; therefore, PROMPT must be N.**Action:** Correct the value of PROMPT.**PROMPT must be O or N for EXECUTE\_PARSE****Source:** Menu Definer**Explanation:** When you call the special rule EXECUTE\_PARSE for your Standard Session Manager menu, you must set the PROMPT field to O or N.**Action:** Enter O or N in the PROMPT field.**PROMPT must be one of O, P, N****Source:** Menu Definer**Explanation:** When ACTION is N, the PROMPT field requires a value to determine whether prompting is needed or not. The choices are:

- O - Prompting displays an object list
- P - Prompting asks for the parameters of the rule, using the actual names of the parameters
- N - No prompting is done. The rule is passed NULL values for each parameter.

**Action:** Enter the O, P, or N in the PROMPT field.**PROMPT\_RULE must be one of %****Source:** Menu Definer**Explanation:** Only certain rules can be used for prompting.**Action:** Choose a rule from the list presented.

**Prompting cannot be "Y" for a protected field****Source:** Screen Definer**Explanation:** If the PROTECT attribute for a screen table is Y, the AUTOPROMPT and USERPROMPT attributes cannot be Y.**Action:** Change either the PROTECT attribute, or the AUTOPROMPT and USERPROMPT attributes.**Protocol error obtaining definition for table "%"****Source:** TAM**Explanation:** The size of the parameter name is not equal to 16.**Action:** This is an internal error; contact TIBCO Support.**Provide a database name; press <PF4> for DB NAMES****Source:** Table Definer**Explanation:** You did not enter an IMS database name in the DB NAME field.**Action:** Enter a valid IMS database name, or press <PF4> for a list of valid names and select one from the list.**Provide a JCL name****Source:** Batch Submission Tool**Explanation:** No JCL name was specified on the batch submission screen.**Action:** Enter a valid JCL name or press <PF2> to get a list of all valid JCL names.**Provide a queue name****Source:** Batch Submission Tool**Explanation:** No target batch queue name was specified on the batch request submission screen.**Action:** Enter a valid queue name or press <PF2> to see a list of valid queue names.**PSW at time of error % % ILC # INTC %****Source:** Interpreter**Explanation:** This message is used by the TIBCO Object Service Broker program that produces the TIBCO Object Service Broker Information Log.**Action:** For more information, show this message to a System Programmer.**Purge and archive cancelled****Source:** Secure Audit Log**Explanation:** You canceled the purging and archiving of the audit log contents.**Action:** No action required.**Purge batch processing finishing****Source:** Secure Audit Log**Explanation:** This message informs you that the purging of the audit log contents in batch mode has been completed.**Action:** No action required.**Purge batch processing starting****Source:** Secure Audit Log**Explanation:** This message informs you that the purging of audit log contents in batch mode has started.**Action:** No action required.

**Put cursor on any Break/Summary section & press % to continue**

**Source:** Report Generator

**Explanation:** You selected a function-field pair in the prompt area of the Function screen, but you did not move the cursor to a break/summary section to indicate where to insert the selected function-field pair.

**Action:** Use the cursor to indicate where to insert the selected function-field pair, and press the indicated key to complete the specification.

**Put cursor on break event in Breakevent Control section**

**Source:** Debugger Utility

**Explanation:** You have pressed <PF6> to associate a debugger command with a break event. However, the cursor is not positioned in the primary command area nor on a break event.

**Action:** Verify the position of the cursor.

**Put cursor on Print/Sort/Break/Across & press % to continue**

**Source:** Report Generator

**Explanation:** You selected a field in the prompt area of the Field screen, but you did not move the cursor to a section (PRINT, SORT, BREAK, or ACROSS) to indicate where to insert the selected field.

**Action:** Use the cursor to indicate where to insert the selected field, and press the indicated key to complete the specification.

## Messages beginning with: Q

---

### **Queue "%" definition saved**

**Source:** Batch Submission Tool

**Explanation:** The indicated queue definition is saved.

**Action:** No action required.

### **Queue "%" deleted**

**Source:** Batch Submission Tool

**Explanation:** The definition of a batch queue was deleted as requested.

**Action:** No action required.

### **Queue name is not defined; press <PF2> for list of options**

**Source:** Batch Submission Tool

**Explanation:** The specified queue name is not defined in the system.

**Action:** Correct the queue name or press <PF2> to get a list of valid queue names.

### **Quoted source values are only valid for literal report fields**

**Source:** Report Definer

**Explanation:** You cannot enter a quoted source definition unless the field is a literal.

**Action:** Replace the quoted string with a valid rule or report function.

### **Quoted strings now in %**

**Source:** Rule Editor

**Explanation:** When you enter the UPPER or LOWER command, the new status is displayed. For the UPPER command, % is UPPER CASE. For the LOWER command, % is MIXED CASE.

**Action:** No action required.

## Messages beginning with: R

---

### Re-extract request cancelled

**Source:** ADABAS Extract

**Explanation:** Re-extract aborted by user request.

**Action:** No action required.

### Read access to % %( % ) by % denied

**Source:** Audit Log Message

**Explanation:** READ access to this object was denied. If the object is a parameterized table, the value of the first parameter for this table instance is indicated.

**Action:** The user can ask someone who has CONTROL access to the object to provide READ access.

### Read access to table "%" denied

**Source:** Report Generator

**Explanation:** Read access to the indicated table is denied for security reasons.

**Action:** Remove the table from the report. If you need that table to generate the report, contact your Security Administrator.

### Read access to TABLE %( % ) by %

**Source:** Audit Log Message

**Explanation:** The user has read the given table with the specified parameter.

**Action:** No action required.

### Ready mode is a required field

**Source:** Table Definer

**Explanation:** You must enter a valid ready mode on the VERIFY ACCESS PATH screen to prepare the CA-IDMS database for a certain type of access. Valid ready modes are:

- SR (Shared Retrieval)
- SU (Shared Update)
- PU (Protected Update)
- EU (Exclusive Update).

**Action:** Enter a valid ready mode.

### Rebind of % "%" with FIX=% failed due to error "%"

**Source:** Promotions Bind Tools

**Explanation:** An error was encountered when attempting to rebind the specified object.

**Action:** Resolve the error specified and re-run @PROMBINDOBJS.

### Record and element files incompatible...check their contents

**Source:** Tool for CA-IDMS Data

**Explanation:** The data contained in the record and element import files is not from the same subschema.

**Action:** Do the following:

1. Check the contents of the record and element files that you were going to load.
2. Use the "Load an IDMS Subschema" manager utility again to change the files that you import.

**Record length for table "%" is larger than record length of VSAM % "%"****Source:** TAM**Explanation:** The length of an occurrence in the indicated table does not equal the length of a record in the VSAM data set. The variables, from left to right, are as follows:

1. The name of the table
2. Either "file" or "DDNAME"
3. The name of the file or the DDNAME

**Action:** Change the definition of the TIBCO Object Service Broker table so that the sum of the lengths of all the fields equals the actual length of the VSAM record.**Record of % file smaller than occurrence size of table "%"****Source:** TAM**Explanation:** The record size for the Import or Export table must be equal to or greater than the sum of the field lengths given in the definition of the table.**Action:** Do one of the following:

- Allocate a larger record size for the file that corresponds to the Import or Export table.
- Reduce the total field length by changing the definition of the Import or Export table.

**REFD DATA source table "%" NOT FOUND****Source:** Unload**Explanation:** You have requested to unload an object which includes by reference other data. The table which references the data to be included does not exist.**Action:** Report this to the System Administrator as it indicates a problem in the object type definition data for the object you requested to unload.**REFD DEFN source table "%" not found****Source:** Unload**Explanation:** There is a problem with the object type specification for an object which you have requested to unload.**Action:** This should be reported to the System Administrator as there should not be a problem with the object type definitions for unloadable objects.**Reference check of "%" of table "%" failed****Source:** TAM**Explanation:** The indicated field of the indicated table has an entry in the REFNAME field of the table definition. The table in the REFNAME field, however, is invalid.**Action:** Check the REFNAME field to ensure that you are referring to the correct table. Also check your field definition to ensure that it is compatible with the field in the referred table.**Reference data for '%' cannot be deleted, error in resolving****Source:** Delete Definition**Explanation:** You are trying to delete a reference data table of an object but the process fails.**Action:** The utility fails to resolve the reference data tables for the specified object.**Reference table '%' deleted****Source:** Delete Definition**Explanation:** You are trying to delete a reference data table of an object and the table has been deleted.**Action:** No action required.

**Reference table for data parameter must refer to the same VSAM parent table****Source:** Table Definer**Explanation:** You have entered different values for REFERENCE in your data parameter list. The field REFERENCE is used to store the name of the parent table used to access multiple record format VSAM file, and therefore, all REFERENCE values must refer to the same table.**Action:** Change REFERENCE in your data parameter list to refer to the same VSAM parent.**Reference table must be an unparameterized table of type VSM and IDGEN N****Source:** Table Definer**Explanation:** Reference table (parent table to access multiple record format VSAM file) has to be defined as a MetaStor VSM table with no data parameter and IDgen set to N.**Action:** Specify a valid Reference table with no data parameter, table type of VSM and IDgen set to N.**Reference to null in selection string for access on table "%"****Source:** Builtin Routines**Explanation:** References to a NULL value are not currently supported in selection conditions for table access statements when using the High Level Language interface.**Action:** Remove the NULL keyword.**Reference to report field "%" of report table "%" cannot be resolved, name refers to itself****Source:** Report Server**Explanation:** A loop exists in the definition of a derived report field. The source of the report field refers to itself.**Action:** Use the Report Definer to review the definition of the derived report field and resolve the name conflict.**Referenced data for object "%" not printed, error in resolving****Source:** Print Definition**Explanation:** You are trying to print an object and an error occurred when PRINTDEFN tries to resolve the referenced data tables of that object.**Action:** Check and see whether the referenced data tables for that object do exist and are defined properly. Retry the operation again.**Referenced data table "%" is empty****Source:** Print Definition**Explanation:** You are trying to print an object and a table which is referenced by that object is empty and therefore not printed.**Action:** No action required.

**REGION TYPE TABLE RETRIEVAL ERROR****Source:** S6BTLADM - USER ACTIVITY**Explanation:** In order to group connections together a region or group code can be specified at connection time; if omitted a default code will be set based on the connection type. An error was detected when trying to retrieve the list of known region names.**Action:** Review the joblog for possible additional messages which may help identify the cause of the problem. Retry your request. Contact TIBCO Support if the problem persists.**Relate Tables screen unavailable - only one table has been specified****Source:** Report Generator**Explanation:** The Relate Tables screen is irrelevant because you selected only one source data table.**Action:** No action required.**Relation for "%" of table "%" has already been specified****Source:** Report Generator**Explanation:** The indicated field is already related to another field of a source data table. Each field can only be related to one field from another table.**Action:** Remove one of the duplicate fields from the input area.**Release locks failed****Source:** TAM**Explanation:** One of the following occurred:

1. Locks could not be released at transaction end.

2. A communicating failure occurred during lock release initiation.

The session will be terminated but the message can be reviewed first.

**Action:** Review the message log.

Contact TIBCO Support if the error is not identifiable.

**Renamed rule % is in library %. Promotion rights not obtained****Source:** Rule Editor**Explanation:** You have renamed a rule to a name that exists in the Installation library. The promotion rights are not obtained.**Action:** No action required. If you want to modify the rule in the Installation library, you must explicitly edit it.**Renamed rule % to %****Source:** CHANGERULE tool**Explanation:** The name of the rule was changed as one token was changed for another.**Action:** None.**Repackaged % from change#%****Source:** Promotion**Explanation:** The named object has been repackaged from the specified change request created from the specified node.**Action:** No action required.



**REPEAT failed - Max number of screen tables has been reached****Source:** Screen Definer**Explanation:** The REPEAT command failed because the maximum number of screen tables allowed for a screen has been reached. You are not allowed to add any more screen tables.**Action:** If you still want to use REPEAT to add another screen table, remove or combine some of the existing screen tables.**REPEAT TYPE must be specified for Period group and Multiple Occurring field****Source:** ADABAS Definer**Explanation:** You specified N for MU/Special Fld in Grp which is incompatible with the repeat type. A value of N is only valid for repeat type "GRP".**Action:** Specify a value for MU/Special Fld in Grp that is compatible with the repeat type.**Repeating and non-repeating fields cannot be mixed in the same definition****Source:** ADABAS Definer**Explanation:** You have selected repeating and non-repeating fields in the same table definition; this is not supported in TIBCO Object Service Broker.**Action:** Specify field selection by choosing only repeating fields or non-repeating fields.**Repeating Group - incompatible parent "%"****Source:** TAM**Explanation:** When a Repeating Group table is defined its parameter must have a "reference" to a parent table. The parent table must not be parameterized nor can the FORALL, in which it is used to parent a repeating group FORALL, request "ordering".**Action:** Correct and retry.**Repeating Group - parent table not found "%"****Source:** TAM**Explanation:** A Repeating Group Table FORALL can only be used within a Parent Table FORALL, for example,

```
FORALL parent-table-name...
```

or

```
FORALL repeating-group-table-name...
```

No active parent FORALL could be found.

**Action:** Correct and retry.**Replace access to % %( % ) by % denied****Source:** Audit Log Message**Explanation:** REPLACE access to this object was denied. If the object is a parameterized table, the value of the first parameter for this table instance is indicated.**Action:** The user can ask someone who has CONTROL access to the object to provide REPLACE access.**Replace access to TABLE %( % ) by %****Source:** Audit Log Message**Explanation:** The user has replaced data in the given table with the specified parameter value.**Action:** No action required.

**REPLACE failed: table "%" not positioned at any row****Source:** Screen Server**Explanation:** The rule attempted to replace an occurrence.

The occurrence to be replaced has not been specified. Only the replacement data has been specified.

**Action:** Perform a GET or a FORALL to specify the occurrence to be replaced.**REPLACED occurrences because action is MR:****Source:** Unload/Load**Explanation:** These occurrences which were in the table before loading have been replaced with occurrences from the file because the action was MR.**Action:** No action required.**Report "%" already exists; cannot overwrite****Source:** Report Definer**Explanation:** The report name was changed and an attempt was made to save the current report definition under a new name. Because a definition already exists for the specified name, the request to save has been denied.**Action:** Rename the report to the original name or a name that is not already associated with a report definition.**Report "%" cannot be referred to more than once****Source:** Security**Explanation:** You referred to a particular report more than once while specifying report permissions for an Object set definition.**Action:** Remove duplicate entries from the list by replacing the report name with blanks, nulls, or another report name.**Report "%" deleted****Source:** Report Definer**Explanation:** A DELETE operation has been performed.**Action:** No action required.**Report "%" does not exist to be deleted****Source:** Report Definer**Explanation:** The user tried to delete a report that does not exist.**Action:** Delete only those reports that have been assigned a definition.**Report "%" does not exist****Source:** Security**Explanation:** You referred to a non-existent report.**Action:** Remove the entry or correct it.**Report "%" has been defined with more than 24 breaks****Source:** Report Server**Explanation:** A report can have at most a total of 24 break and summary report fields.**Action:** Reduce the complexity of the report by using fewer break and/or summary fields.**Report "%" has been sent to %****Source:** Report Generator**Explanation:** The indicated report was sent to the requested destination.**Action:** No action required.

**Report "%" has too many break and summary report fields; the maximum number is #****Source:** Report Server**Explanation:** The definition of the report contains too many break and summary control fields.**Action:** Simplify the report by reducing the number of break or summary fields.**Report "%" is undefined****Source:** Report Server**Explanation:** The report named does not exist.**Action:** If the report name was misspelled, use the Report Definer to determine the correct name of the report. Otherwise, use the Report Definer to create the named report.**Report "%" not deleted****Source:** Report Generator**Explanation:** The indicated report was not deleted because you did not confirm the deletion request.**Action:** No action required.**Report "%" not overwritten****Source:** Report Generator**Explanation:** The indicated report was not overwritten because you did not press the confirmation key.**Action:** No action required.**Report ";" can not request immediate output to a currently active output medium****Source:** Report Server**Explanation:** Another report in the same transaction has already requested immediate output to the same medium (Log, Printer or File).**Action:** Either send the reports to different output media or remove one of the immediate output requests.**Report % deleted****Source:** Secure Audit Log**Explanation:** You confirmed a deletion request for a report definition. This message confirms that the specified report definition has been deleted.**Action:** No action required.**Report % has already been unloaded****Source:** Unload/Load**Explanation:** You entered a report name on the UNLOAD selection screen more than once. A report can only be unloaded once.**Action:** No action required.**Report % is not an entry in @REPORTS****Source:** Unload/Load**Explanation:** A report by the name specified does not exist.**Action:** Correct the report name and try again.

**Report % not deleted - PF2 to check the message log****Source:** Secure Audit Log**Explanation:** An error occurred while deleting the given report. Refer to the message log <PF2> for more information.**Action:** Correct the errors which are described in the message log and try again.**Report cannot be produced due to run time error****Source:** Report Generator**Explanation:** The report cannot be produced due to an internal problem.**Action:** Contact TIBCO Support.**Report CTABLE too large for virtual report****Source:** TDS**Explanation:** If the Data Object Broker parameters CTABLESIZE and XTABLESIZE are both set to 31, the definition of the indicated report is too complex. In other words, there are too many report tables, report fields, or literals for this report.**Action:** Ensure the Data Object Broker Parameters CTABLESIZE AND XTABLESIZE are set to 31. If the problem still occurs, decrease the number of report fields and literals for this report.**Report definition printed****Source:** Report Definer**Explanation:** The report definition print has been completed.**Action:** No action required.**Report field "%" of report table "%" in error, display masks not supported for string values****Source:** Report Server**Explanation:** The value in the indicated report field cannot be converted to a number.**Action:** Review the source of the report field and the input data used to set its value. Change the display mask or the report field as appropriate.**Report field "%" of report table "%" is defined as both an input field and a derived report field****Source:** Report Server**Explanation:** A report field of a body report table has been defined as both an input field for the report and a derived report field.**Action:** Use the Report Definer to remove the source string for the report field.**Report field definition required for control field "%"****Source:** Report Definer**Explanation:** A control field (e.g., SORT, BREAK) has been specified without a corresponding definition for the field in the Definition Area.**Action:** Ensure that each field specified on the common screen is also in the Definition Area.**Report field name "%" is invalid****Source:** Report Definer**Explanation:** Report field names can be a maximum of 16 characters and consists of letters, digits, @, \$, #, and underscores. The name cannot begin with a digit or underscore.**Action:** Correct the indicated report field name.

**Report function "%" must have exactly one operand field****Source:** Report Server**Explanation:** Report functions TOTAL, AVERAGE, MIN, and MAX can have at most one Of-Field.**Action:** Use the Report Definer to review the derived report fields of the report.**Report function selection error - %****Source:** Report Server**Explanation:** An error was detected during selection processing for a report or a report function.**Action:** See the appended message from the selection evaluator to determine the action to take.**Report functions cannot be referenced in TITLES report tables****Source:** Report Definer**Explanation:** Titles report tables cannot contain report functions.**Action:** Remove the report function from the Titles report table.**Report Functions screen unavailable - no print field has been specified****Source:** Report Generator**Explanation:** The Report Functions screen is irrelevant because you have not selected any fields yet.**Action:** No action required.**Report generation ended****Source:** Report Generator**Explanation:** You ended the Report Generator session and returned to the Object Manager or workbench.**Action:** No action required.**Report name not specified****Source:** Report Server**Explanation:** A report name was not specified when SRPTOVERLAP was called.**Action:** Use the Rule Editor to change the call to SRPTOVERLAP to include a report name as the first argument.**Report on Load of Objects from File %****Source:** Unload/Load**Explanation:** Heading for report issued by LOAD. The file which was the source is named.**Action:** No action required.**Report permissions for object set will be committed on SAVE****Source:** Security**Explanation:** You saved the report permissions specifications for an object set definition and you are viewing the object set definition screen. If the object set definition screen is saved, the report permissions are committed; if not, changes to the report permissions are ignored.**Action:** No action required.

**Report printed****Source:** Promotion**Explanation:** The print process you started is complete.**Action:** No action required.**Report table "%" deleted****Source:** Report Definer**Explanation:** A DELETE operation for a report table has been performed.**Action:** No action required.**Report table name "%" is not valid****Source:** Report Definer**Explanation:** Report table names can be a maximum of 16 characters and consist of letters, digits, @, \$, #, and underscores. The name cannot begin with a digit or an underscore.**Action:** Correct the indicated report table name.**Report table name not specified****Source:** Report Server**Explanation:** A report table name was not specified when \$RPTOVERLAP was called.**Action:** Use the Rule Editor to change the call to \$RPTOVERLAP to include a report table name as the second argument.**Report tables/control breaks require a valid name****Source:** Report Definer**Explanation:** A report table or control break must have a valid name before it can be painted.**Action:** Assign the report table or control break a valid name before painting it.**Request "%" not allowed for table type "%"****Source:** TAM**Explanation:** The requested table operation cannot be performed because of the table type. For example: PRM and IMP tables cannot be updated.**Action:** Remove the table operation.**Request DENIED - cannot update permissions to META-DATA tables****Source:** Security**Explanation:** You requested to update permissions for a meta-table (e.g., FIELDS, TABLES, REPORTS, PARMS, SCREENTABLES); this is not allowed.**Action:** If meta-table permission updates are required, contact TIBCO Support.**Request for attribute for screen field "%" failed****Source:** Builtin Routines**Explanation:** Formatting of a table buffer by \$FORMATROW failed. The format string contains a request for the attributes for the i-th screen field of a screen table.**Action:** Contact TIBCO Support.**REQUEST ISSUE INDICATED BUT NO CHANGES WERE REQUESTED****Source:** S6BTLADM - SEGMENT/DASD**Explanation:** You have requested the invocation of pending changes to the segment status or mode. However, there are no changes pending.**Action:** Reenter your desired changes and try again.

**REQUEST ISSUED FOR****Source:** S6BTLADM - DIAGNOSTIC DUMP**Explanation:** The specified dump request has been sent to the Data Object Broker.**Action:** No action.**REQUEST LENGTH ROUNDED UP TO BE DIVISIBLE BY 16****Source:** S6BTLADM - MEMORY DISPLAY**Explanation:** Notification that the system has adjusted your requested length to be divisible by 16.**Action:** No action required.**REQUEST POOL CONTROL BLOCK COULD NOT BE RETRIEVED****Source:** S6BTLADM - MEMORY DISPLAY**Explanation:** When attempting to send the request to the Data Object Broker to retrieve the pool management information for the pool you selected an error was detected.**Action:** Review the joblog to determine if there are other messages that may help identify the cause of the problem. Retry your request. If the problem persists contact TIBCO Support.**Request to delete field % cancelled****Source:** Field Dictionary**Explanation:** You rejected the request to delete the specified field by pressing a key other than <PF22>.**Action:** No action required.**Request to manage permissions to "%" CANCELLED****Source:** Security**Explanation:** You canceled from either the individual object permissions list or from the ObjectSet permissions list; changes are ignored.**Action:** No action is required.**Request to manage permissions to % CANCELLED****Source:** Security**Explanation:** You canceled a request from the object permissions list.**Action:** No action required.**REQUEST TO START CONNECTIONS TO group ISSUED****Source:** S6BTLADM-Resource Management**Explanation:** This acknowledgement message indicates that the system has been requested to initiate the generated connects as per your request.**Action:** No action required.**REQUESTED ACTION WILL NOT BE HONORED BECAUSE THERE ARE PENDING UPDATES****Source:** S6BTLADM-Resource Management**Explanation:** Schedule copy and associate requests may not be issued while there are pending updates that have not been saved to the repository.**Action:** Either refresh the schedule recalling the current schedule using the Schedule Index selection or save the pending updates before proceeding with the copy or associate request.

**REQUESTED DATASET IS EITHER INVALID OR NOT AVAILABLE****Source:** S6BTLADM - RPP DIRECTORY**Explanation:** The input data set number is either invalid or the data set is not available for processing.**Action:** Correct your input and retry.**Requested DBID and FILE NO. do not exist****Source:** ADABAS Extract**Explanation:** The requested file does not exist in ADABAS.**Action:** Correct the DBID and FILENO values.**REQUESTED DETAIL ENTRY NOT FOUND, REENTER TYPE + GROUP OR GOTO GROUPLIST****Source:** S6BTLADM-Resource Management**Explanation:** The Resource Detail entry for the specified type and group could not be located by the system; either reenter the type and group or step through the Group List Screen.**Action:** Correct the request and retry.**Requested key was deleted from table "%"****Source:** TAM**Explanation:** An INSERT, GET, or REPLACE operation was requested for an occurrence. The occurrence has been deleted, but the deletion has not yet been committed.**Action:** Remove the INSERT, GET, or REPLACE operation request.**REQUESTED MEMORY ADDRESS IS INVALID****Source:** S6BTLADM - MEMORY DISPLAY**Explanation:** The memory address you specified is not valid within the Data Object Broker you are currently processing under.**Action:** Correct your address specification and retry the request.**REQUESTED PAGE NUMBER IS INVALID****Source:** S6BTLADM - PAGE IMAGES**Explanation:** The page number you requested for display is invalid or could not be retrieved.**Action:** Specify the page you desire again and resubmit your request.**REQUESTED SEGMENT IS EITHER INVALID OR NOT AVAILABLE****Source:** S6BTLADM - RPP DIRECTORY**Explanation:** The segment number specified is invalid or currently offline. Only valid online segments can be processed.**Action:** Correct your input and retry.**REQUESTED SEGMENT IS NOT IN LIST OF DEFINED SEGMENTS****Source:** S6BTLADM - SEGMENT/DASD**Explanation:** The specified segment number is not known to the Data Object Broker.**Action:** Use cursor select processing from the segment list to select a valid segment number.



**Required field "%" in source "%" but not in subview "%"****Source:** TAM**Explanation:** The subview occurrence that is being inserted or replaced does not contain a field that is required in the source table definition.**Action:** Include all fields required by the source table in the definition of the subview table.**Required field is missing****Source:** Table Definer**Explanation:** Enter a value for the required field.**Action:** To continue, you need to specify a value for the highlighted field.**Required value for "%" in table "%" (or secondary key value) is null****Source:** TAM**Explanation:** One of the following occurred:

- A primary or secondary key field with a null value has been specified.
- The field contains a null value but REQUIRED=YES is specified and no default value is present.

**Action:** For a primary or secondary key field, assign a non-null value. For a non-key field, provide a default value.**RESOURCE DETAIL ENTRY NOT DEFINED FOR THE OUTBOUND PATH TO node-name****Source:** S6BTLADM-Resource Management**Explanation:** Via cursor position the named node was identified. You requested the display of the Resource Detail screen for that Node but it is not defined in the configuration.**Action:** Select a different Node or add the desired node selecting PF5 off the Resource Type List screen.**RESOURCE MANAGER INTERNAL PROCESSING ERROR DETECTED, REASON CODE -****Source:** S6BTLADM-Resource Management**Explanation:** When attempting to process a request or obtain data from the Data Object Broker an error was detected. The processing that detected the error is indicated by the reason code. The error code could be any of the following:

- 001 - The internal processing code was outside acceptable values.
- Reason codes 002 - 016 pertain to data retrieval failures resulting from communication problems or security violations in the Data Object Broker:
  - 002 - Type list retrieval
  - 003 - Group list retrieval
  - 004 - Resource detail entry retrieval
  - 005 - Resource detail update
  - 006 - Start outbound peer connection request
  - 007 - Resource detail delete request
  - 008 - Resource path list retrieval
  - 009 - Stop server request
  - 010 - Node name list retrieval
  - 011 - Resource Histogram retrieval

- 012 - Schedule retrieval
- 013 - Request to associate a schedule to a resource
- 014 - Schedule update request
- 015 - Schedule list retrieval (list of all known schedule names)
- 016 - User of a specified schedule retrieval

**Action:** Review the joblog to determine if there are additional messages which may help identify the cause of the problem. Try your request again. If the problem persists contact TIBCO Support.

#### **RESOURCE TYPE HAS NOT BEEN SPECIFIED, PLEASE PRESS PF2 TO DISPLAY TYPELIST**

**Source:** S6BTLADM-Resource Management

**Explanation:** The resource detail screen was entered via PF5 off the type list, PF4 was then pressed to display the list of groups within type. At this point the system has never had a type identified and therefore cannot satisfy the request.

**Action:** press PF2 to display the type list and then select the desired type.

#### **RESPONSE BUFFER NOT AVAILABLE FOR LOCK OWNER LIST**

**Source:** S6BTLADM - LOCK MANAGER

**Explanation:** When the Data Object Broker was attempting to obtain a buffer in which to build the lock owner list for a given table, the acquisition failed.

**Action:** This should be a temporary problem, retry the request.

#### **RESTART THE EXECUTION ENVIRONMENT AND REAPPLY**

**Source:** Promotion

**Explanation:** Some of the objects included in the change request are bound on the target system. These objects have to be unbound before the change can be applied. This message is preceded by message 101.

**Action:** If you are in a multiple session system, restart the Execution Environment and apply the change again. If you are in a single session system, log off and log on to apply the change.

#### **RESTORING RIGHTS AND PERFORMING HOUSEKEEPING**

**Source:** Promotion

**Explanation:** This message appears on the source system when you do a promotion and the rights are reset.

**Action:** No action required.

#### **RESTORING VERSIONS OF OBJECTS**

**Source:** Promotion

**Explanation:** The Promotion utility is restoring previous versions of objects as a result of a back out request.

**Action:** No action required.

#### **Result of expression in condition is not a logical value**

**Source:** Interpreter

**Explanation:** You have not followed the restrictions that apply to expressions in the conditions part of a rule.

**Action:** Verify that the expression yields a logical value.

**Result of ROUND is not between - 2 \*\* 31 and 2 \*\* 31 - 1 inclusive****Source:** Builtin Routines**Explanation:** The result of the ROUND tool does not fall within the valid range.**Action:** No action required.**Return code "#" returned when loading ;****Source:** Builtin Routines**Explanation:** Loading module M204DISP, M204ENCR or M204CMD failed.**Action:** Review the procedure for creating these modules**Right edge of Window****Source:** General**Explanation:** You pressed <PF11> until you reached the right edge of the displayable information. No more information exists to the right of the screen you are viewing.**Action:** No action required.**Right edge of window****Source:** Unload**Explanation:** You have requested to page right; however, there is no more content to the right.**Action:** No action required.**Rights already obtained for object "%"****Source:** Promotion**Explanation:** Rights are already held for this object.**Action:** No action required.**Rights are not held for "%" of type "%"****Source:** Manage Promotion Rights**Explanation:** You do not have the rights for the specified object.**Action:** Depending on the operation, you may need to obtain the rights if it is required. However, if the rights are not required, you may take no actions on it.**Rights for "%" type "%" %****Source:** Manage Promotion Rights**Explanation:** You are trying to do one of the following operations on an object: OBTAIN rights, RELEASE rights, and TRANSFER rights. The operation is successful.**Action:** No action required.**Rights for % % and its children being %****Source:** Promotion**Explanation:** While obtaining/releasing/transferring rights on an object which can have children, this informative message is shown in the audit trail.**Action:** No action required.**Rights for % held by %****Source:** Promotion**Explanation:** The promotion rights for the specified object are held by the specified user.**Action:** If you want to continue backing out a change, press <PF22>. If the object is not a rule, rights for the object are reset and the object is deleted. You will not be able to restore the object.

**Rights for child objects of % % being %****Source:** Promotion**Explanation:** While obtaining/releasing/transferring rights on an object which can have children, the message is shown on the audit trail if an action is being performed on child objects.**Action:** No action required.**Rights for object "%" type "%" not obtained, object not exist****Source:** Manage Promotion Rights**Explanation:** You are trying to obtain the rights on an object but the object does not exist.**Action:** No action required.**Rights for rule "%" cannot be obtained in library "%"****Source:** Manage Promotion Rights**Explanation:** You are trying to obtain the rights for a specified object; however, the operation fails. This is due to one of the following:

1. If the type of the object is a rule, the rule may not exist in the library.
2. If the object type is a table, table may not exist.

**Action:** Check and see whether or not the object you specified really exists.**Rights for rule "%" cannot be transferred to library "%"****Source:** Manage Promotion Rights**Explanation:** You are trying to transfer the rights of one rule from one library to another but the transfer fails. This failure is caused by one of the following reasons:

- The destination library does not exist.

- The destination library does not contain the specified rule.
- You do not have the rights for the specified rule.

**Action:** Check whether you have the rights for the specified rule, or whether the destination library exists and contains that rule.**Rights on % % in CR#% of loc % are not held, cannot submit****Source:** Promotion**Explanation:** You cannot submit the change because you do not have rights on the named object which is part of the specified change of the specified source node.**Action:** Remove the specified change request or ask the person/group who is holding rights on the named object to release or transfer the rights to you.**Rollback request %****Source:** Promotion**Explanation:** The request to roll back the change request is canceled, accepted, or accepted and the description is saved.**Action:** No action required.**Root is required for tree or cross reference****Source:** Print Rules**Explanation:** You pressed <PF5> or <PF6> but did not specify a root rule.**Action:** Enter the name of a rule beside ROOT RULE:.

**Routine "%" failed****Source:** Interpreter**Explanation:** This message is used by the TIBCO Object Service Broker program that produces the Information Log.**Action:** Study the TIBCO Object Service Broker Information Log.**Routine "%" not available in current environment****Source:** Builtin Routines**Explanation:** A routine has been called in an environment (BATCH, CICS, IMS/DC and so on) where it is not available.**Action:** Confirm that you are using the right environment and/or routine.**Routine "%" returned an invalid exception code (#)****Source:** Interpreter**Explanation:** Internal error. The message log contains a more detailed error message.**Action:**

1. Press <PF2> and print the log.
2. Contact TIBCO Support with the log and a description of the actions performed before the message was displayed.

**Routine "%" unsupported in 3270 presentation environment****Source:** Builtin Routines**Explanation:** The specified routine needs services from the operating system; these services are not currently available in a 3270 environment.**Action:** Reorganize your application so that it does not use operating system dependent tools.**Row argument larger than maximum number of rows****Source:** Builtin Routines**Explanation:** Internal error. The message log contains a more detailed error message.**Action:**

1. Press <PF2> and print the log.
2. Contact TIBCO Support with the log and a description of the actions performed before the message was displayed.

**Row argument less than 1****Source:** Builtin Routines**Explanation:** Internal error. The message log contains a more detailed error message.**Action:**

1. Press <PF2> and print the log.
2. Contact TIBCO Support with the log and a description of the actions performed before the message was displayed.

**Rule "%" copied as rule "%" to library "%"****Source:** Copy Rule or Copy Library**Explanation:** The specified rule was successfully copied.**Action:** No action required.**Rule "%" has been overwritten****Source:** Report Generator**Explanation:** The indicated rule was overwritten at your request.**Action:** No action required.

**Rule "%" has been saved for generating report  
"%"****Source:** Report Generator**Explanation:** You requested that the indicated rule be saved in the local library.**Action:** No action required.**Rule "%" is too large to save****Source:** Rule Editor**Explanation:** The rule named is too complex in its present form to save.**Action:** Split the rule into two or more less complex rules.**Rule "%" not found****Source:** Print Rules**Explanation:** You pressed <PF4>, but a rule on the list was not found. The rules listed above the specified rule have been printed.**Action:** Correct or remove the name of the rule that could not be found. You can delete the names above that rule to avoid printing them again.**Rule "%" not found****Source:** Debugger Utility**Explanation:** Rule to be debugged must be in one of the following rule libraries: SYSTEM, INSTALLATION, LOCAL.**Action:** Verify the spelling of the rule name.**Rule "%" not found****Source:** Session Manager**Explanation:** The rule specified for execution from the workbench was not found.**Action:** Check the spelling of the rule name and the library in which it resides.**Rule "%" not overwritten****Source:** Report Generator**Explanation:** The indicated rule was not overwritten because you did not confirm your request to save the rule.**Action:** No action required.**Rule "%" overwrites rule "%" in library "%"****Source:** Copy Rule or Copy Library**Explanation:** The rule was copied successfully. It resulted in overwriting a rule in the destination library with the same name.**Action:** No action required.**Rule "%" used as a function but does not return a value****Source:** Interpreter**Explanation:** You called a procedural rule as a function.**Action:** Correct the invocation or the definition of the rule.**Rule % %****Source:** Rule Editor**Explanation:** Confirms that one of the following actions was successful:

- RULE % DELETED
- RULE % SAVED
- RULE % PRINTED
- RULE % ...

**Action:** No action required.

**Rule % does not exist in local library %****Source:** Promotion**Explanation:** The specified rule cannot be found in the specified local library. Consequently, the promotion has failed.**Action:** Restore the specified rule into the specified library and reapply the change.**Rule % has already been unloaded****Source:** Unload/Load**Explanation:** You entered the rule name more than once on the UNLOAD selection screen. A rule cannot be unloaded more than once.**Action:** No action required.**Rule % is in use by user %****Source:** Rule Editor**Explanation:** The rule is being edited by another user.**Action:** Repeat the operation when no other user is editing the rule.**Rule % is not a rule in library %****Source:** Unload/Load**Explanation:** The requested rule cannot be found in the specified library.**Action:** Correct the name of the rule or the name of the library.**Rule % not bound - insufficient security****Source:** Promotion**Explanation:** The promotion system attempts to bind all the rules being promoted, but this will fail unless the userid applying the promotion has level-7 security.**Action:** No action is required. At this point the promotion has completed without binding the rules. If binding rules during promotion is desired, a level-7 user should administer the promotions.**RULE % program output to dataset %****Source:** HLIPREPROCESSOR**Explanation:** The program has been placed in the indicated data set.**Action:** No action required.**Rule call for derived report field "%" of report table "%" failed****Source:** Report Server**Explanation:** The source of the derived report field contains a rule function call that failed when the derivation was evaluated.**Action:** Look at the error log to determine why the rule failed.**Rule call stack error - traceback may be in error****Source:** Interpreter**Explanation:** The TIBCO Object Service Broker program that produces the Information Log cannot analyze the error.**Action:** Study the TIBCO Object Service Broker Information Log.

**Rule contains "%" statement(s)****Source:** Rule Editor**Explanation:** % stands for one of the following warnings:

- NON-EXECUTABLE
- UNREACHABLE

A non-executable statement is missing a sequence # on the action (when outside a FORALL or UNTIL loop). An unreachable statement appears in the rule after a RETURN or SIGNAL statement in the same execution path.

**Action:** Check the rule to determine if statements should be added, deleted or moved.**Rule could not be executed****Source:** Batch Client**Explanation:** Rule execution failed.**Action:** See the log for more information.**Rule does not exist in Library %****Source:** Unload/Load**Explanation:** The rule does not reside in the library specified.**Action:** Correct the rule or library name.**Rule has too many parameters for parameter values prompt****Source:** Session Manager

**Explanation:** If the name of a rule to be executed is specified from the workbench without values for the required parameters being specified, a new screen is written to prompt for the parameter values. The number of required parameter values must fit on one screen without scrolling. For 3270 models 2,

3, 4, and 5, a maximum of 10, 14, 19, and 11 parameter values can be specified. The rule to be executed has more parameters than the allowed maximum.

**Action:** Do one of the following:

- Change the rule to have fewer parameters
- Specify all the parameter values from the workbench
- Execute the workbench from a 3270 terminal with a larger number of rows
- Write a "wrapper" rule with fewer parameters to call the desired target rule

**Rule is in use by user %****Source:** Rule Editor**Explanation:** The rule is being edited by another user.**Action:** Repeat the operation when no other user is editing the rule.**Rule list selected****Source:** Print Rules

**Explanation:** You pressed <Enter> and the rule names from the library chosen are displayed on the screen.

**Action:** No action required.**Rule may be missing "RETURN" statements****Source:** Rule Editor

**Explanation:** The rule has conditions. One path has a RETURN statement, but at least one other does not.

**Action:** Enter a RETURN statement or press <PF3> to confirm that you do not want another RETURN statement.



**Rule name "%" exceeds maximum length of % chars****Source:** Rule Editor**Explanation:** The name of rule % has too many characters. The maximum number of characters presently allowed is 16.**Action:** Choose a shorter name for the rule.**Rule name and parameters could not be parsed properly****Source:** Batch Client**Explanation:** There is a syntax error in the rule name or parameters.**Action:** Check the command line.**Rule name not passed as command line parameter****Source:** Batch Client**Explanation:** The rule name has not been specified.**Action:** Specify the rule name in the command line.**Rule not executed****Source:** Session Manager**Explanation:** When prompting for parameter values for a rule, the user pressed <PF3> or <PF12> to terminate the prompt. The specified rule was therefore not executed.**Action:** No action is necessary.**Rule submitted to queue "%"****Source:** Batch Submission Tool**Explanation:** The batch request was submitted to the indicated queue.**Action:** No action required.**Rules to execute from a different library % are found****Source:** Promotion**Explanation:** You selected one or more rules to execute from the named library, so you cannot select another rule to execute in the current library.**Action:** Do not select a rule to execute in the current library.**RULESMGR ERROR - Initialization failed with code %****Source:** Rules Manager**Explanation:** The Rules Manager failed to initialize correctly. The error code displayed indicates the type of failure.

Possible error codes are:

- 1 - Failed to allocate a Rules Manager work area
- 2 - Failed to allocate a system library hash table
- 3 - Failed to allocate an installation library hash table
- 4 - Failed to allocate a builtin library hash table
- 5 - TAM rule read error encountered
- 6 - Insert of rule name to hash table failed
- 7 - TAM read error on rule index
- 8 - Rule already loaded
- 9 - Buffer error

**Action:** Contact TIBCO Support.

**RULESMGR ERROR - RULES BUFFER  
OVERFLOW**

**Source:** Rules Manager

**Explanation:** The shared rules binding area is full and no more rules can be bound.

**Action:** Increase the size of the rules binding area and/or recycle the Execution Environment.

## Messages beginning with: S

---

### **S6BLADM INITIALIZATION FAILED - INSUFFICIENT STORAGE**

**Source:** S6BTLADM - COMMON MESSAGES

**Explanation:** When you started your administration session there was not enough storage available to you to fulfill the requirements of the utility.

**Action:** Increase the region size of your TSO session. It may be beneficial to invoke the administrator from native TSO, (from the ready prompt).

### **Same field number defaults for "%" and "%" of subview "%"**

**Source:** TAM

**Explanation:** Two subview fields specify the same source field name.

**Action:** Change one of the source field names to a different source field in the subview table definition.

### **Save batch queue failed: %**

**Source:** Batch Submission Tool

**Explanation:** An error was encountered during the saving of a queue definition.

**Action:** Contact TIBCO Support.

### **Save batch request failed: %**

**Source:** Batch Submission Tool

**Explanation:** An error was encountered when a batch request was saved.

**Action:** Contact TIBCO Support.

### **SAVE failed - too many report tables specified for report**

**Source:** Report Definer

**Explanation:** The current definition of the report cannot hold all the specified report tables.

**Action:** Remove the report tables from the report definition until the save can be performed.

### **SAVE not permitted; use <PF12> to cancel and exit**

**Source:** Security

**Explanation:** You made a request to save when saving is not allowed due to authorization restrictions.

**Action:** Use <PF12> to exit the screen.

### **Save request CANCELLED**

**Source:** Object Set Definer

**Explanation:** Your request to save the object set would have involved overwriting an existing object set. You have decided that this is not what you desire and have thus canceled the save.

**Action:** Change the name of the object set to the desired name and perform the save again.

### **Save request CANCELLED**

**Source:** Screen Definer

**Explanation:** Informational only. You have canceled your request to overwrite a screen table definition.

**Action:** No action required.

**SAVE request CANCELLED****Source:** Security**Explanation:** Your request to save has been canceled.**Action:** No action required.**SAVED changes to CORE information****Source:** General Table Definer**Explanation:** You have requested to save changes to core information about a MetaStor table you are defining using the generic Table Definer.**Action:** No action required.**SAVED changes to definition of DAT table "%"****Source:** CA-Datacom Table Definer**Explanation:** You requested to SAVE any changes made to the definition of the DAT table. This confirms that the changes were saved.**Action:** No action required.**SAVED changes to definition of library "%"****Source:** Define Library**Explanation:** You made changes to the library definition and saved them.**Action:** No action required.**SAVED changes to EXTENSION information****Source:** General Table Definer**Explanation:** You have requested to save the extension specification for the MetaStor table you are defining. If you save the table definition, the extensions specification you saved will be committed.**Action:** No action required.**SAVED definition of NEW library "%"****Source:** Define Library**Explanation:** You saved the definition of a newly-created library.**Action:** No action required.**SAVED instance selection for TABLE "%"****Source:** Unload**Explanation:** You have specified which instances for a table should be selected for unloading using the INSTANCE SELECT function. Your specification was saved. If you press <PF3> from this screen, the instances selected for the table will be unloaded.**Action:** No action required.**Scanned % rules; press PF2 for more information****Source:** CHANGERULE tool**Explanation:** The scanning has completed after examining the stated number of rules.**Action:** Press PF2 and examine the report.**SCHEDULE ASSOCIATION ATTEMPT FAILED, RESOURCE type group IS NOT DEFINED****Source:** S6BTLADM-Resource Management**Explanation:** You attempted to associate the displayed schedule to a Resource Detail entry that is not defined to the system.**Action:** Correct the target fields and retry your request.

### **SCHEDULE DELETE CANNOT BE PERFORMED BECAUSE THE SCHEDULE IS IN USE**

**Source:** S6BTLADM-Resource Management

**Explanation:** You requested to remove the displayed schedule from the system (PF11) but the schedule is currently in use by one or more Resource Detail entries.

**Action:** From the Schedule Index display screen, position the cursor on the current schedule and press PF9 to determine which Resource Detail entries are currently using the schedule. Either associate those Detail entries to other schedules or retain the schedule you attempted to delete.

### **Schedule of rule "%" failed - cannot find default model JCL for batch job**

**Source:** Interpreter

**Explanation:** Internal error. The message log contains a more detailed error message.

**Action:**

1. Press <PF2> and print the log.
2. Contact TIBCO Support with the log and a description of the actions performed before the message was displayed.

### **Schedule of rule "%" failed - could not create process, error code %**

**Source:** Interpreter

**Explanation:** An attempt to spawn a process used to schedule a batch job failed. Likely causes are that a system-imposed limit was reached for the number of processes that may be executed by a single user, or the system is low on virtual memory.

**Action:** Kill unnecessary processes that may be running on the system. Increase physical memory and swap-file space.

### **Schedule of rule "%" failed - could not open file, error code %**

**Source:** Interpreter

**Explanation:** An attempt to open a disk file failed. Likely causes are exhaustion of file descriptors or disk full conditions.

**Action:** Decrease the value specified for the MAXSESSION parameter. Increase the amount of free disk space available for the directory specified by the TEMPUNIT parameter.

### **Schedule of rule "%" failed - could not open stream, error code %**

**Source:** Interpreter

**Explanation:** An attempt to allocate a buffered I/O stream failed. The most likely cause is the exhaustion of buffered I/O stream resources.

**Action:** Decrease the value specified for the MAXSESSION parameter.

### **Schedule of rule "%" failed - insert in "%(%)" rejected**

**Source:** Interpreter

**Explanation:** You have too many SCHEDULE TO statements in a given transaction.

**Action:** Intersperse a few COMMIT statements, or distribute the SCHEDULE statements among several transactions.

**Schedule of rule "%" failed - JCL card overflow-%"****Source:** Interpreter**Explanation:** Various limits apply to the arguments of a rule when you invoke it with the SCHEDULE statement; one of these limits was exceeded.**Action:** Pass the argument values through a table.**Schedule of rule "%" failed - job submission failed, exit code %****Source:** Interpreter**Explanation:** The at(1) command used to schedule the batch job exited with a nonzero exit code.**Action:** See system documentation for the at(1) command.**Schedule of rule "%" failed - job submission failed, signal %****Source:** Interpreter**Explanation:** The at(1) command used to schedule the batch job terminated abnormally as a result of the given signal.**Action:** See system documentation for the at(1) command.**Schedule of rule "%" failed - rule parameters too long for batch JCL****Source:** Interpreter**Explanation:** Various limits apply to the arguments of a rule when you invoke it with the SCHEDULE statement; one of these limits was exceeded.**Action:** Pass the argument values through a table.**Schedule of rule "%" failed - write to file failed****Source:** Interpreter**Explanation:** An attempt to write to a file on disk failed. Likely causes are disk full conditions.**Action:** Increase the amount of free disk space available for the directory specified by the TEMPUNIT parameter.**Schedule of rule ";" failed - cannot evaluate ";"****Source:** Interpreter**Explanation:** You have used a SCHEDULE statement referring to a @SCHEDULEMODEL containing a user-defined variable, typically a field of a table. Either the field value cannot be retrieved or the value is too big.**Action:** Verify the spelling of the field, table names. Verify the size of the returned value.**Schedule of rule ";" failed - Password decryption exit not installed****Source:** Interpreter**Explanation:** The SCHEDULE\_MODEL facility encountered a substitution variable for a password. The current password was in an encrypted format, and the site decryption exit has not been installed.**Action:** Check with your site administrator to determine the cause and recommended action.

**Schedule of rule ";" failed - Password decryption rejected by exit****Source:** Interpreter**Explanation:** The SCHEDULE\_MODEL facility encountered a substitution variable for a password. The current password was in an encrypted format, and the site decryption exit rejected the decryption call.**Action:** Check with your site administrator to determine the cause and recommended action.**SCHEDULE schedule HAS BEEN DELETED SUCCESSFULLY****Source:** S6BTLADM-Resource Management**Explanation:** This message is to acknowledge that the schedule you requested has been removed from the repository.**Action:** No action.**SCHEDULE schedule IS CURRENTLY NOT ASSOCIATED WITH ANY RESOURCES****Source:** S6BTLADM-Resource Management**Explanation:** When attempting to retrieve the list of resources which use the specified schedule it was determined there were none.**Action:** No action.**SCHEDULE schedule SUCCESSFULLY ASSOCIATED WITH RESOURCE type group****Source:** S6BTLADM-Resource Management**Explanation:** This message is to acknowledge the successful completion of the requested association of the specified schedule to the specified Resource Detail entry.**Action:** No action.**Schedule statement failed; dynamic allocation failed with RC=% ERRCODE=% INFOCODE=%****Source:** Interpreter**Explanation:** Internal error. The message log contains a more detailed error message.**Action:** Do the following:

1. Press <PF2> and print the log.
2. For an explanation of the codes, refer to the appropriate IBM manual for the SVC99 error codes.
3. Contact your site's system programmer for assistance.

If additional assistance is required contact TIBCO Support with the log and a description of the actions performed before the message was displayed.

**SCHEDULE TO BE DELETED DOES NOT EXIST IN THE REPOSITORY****Source:** S6BTLADM-Resource Management**Explanation:** In the Resource Manager Schedule screen PF11 was pressed to delete a schedule which could not be located in the Resource Repository.**Action:** Check to ensure the schedule name was not change resulting in a new schedule. Select the schedule from the index list again and retry the delete.**SCHEDULE UPDATE WAS REQUESTED BUT THERE ARE NO PENDING UPDATES****Source:** S6BTLADM-Resource Management**Explanation:** Via PF10 your have requests that pending updates be applied to the repository but the system cannot detect any pending updates.**Action:** Key in the required changes and then retry the update request.

**Screen "%" cannot be referred to more than once****Source:** Security**Explanation:** You referred to a particular screen more than once while specifying screen permissions for an Object set definition.**Action:** Remove duplicate entries from the list by replacing the screen name with blanks, nulls, or another screen name.**Screen "%" deleted****Source:** Screen Definer**Explanation:** The screen indicated by the message has been deleted.**Action:** No action required.**SCREEN "%" DELETED****Source:** Screen Definer**Explanation:** You requested and confirmed a request to delete a screen, either from the Screen Definer or from the Screen Object List.**Action:** No action required.**Screen "%" does not exist****Source:** Security**Explanation:** You referred to a non-existent screen.**Action:** Remove the entry or correct it.**Screen "%" no longer exists****Source:** Promotions Bind Tools**Explanation:** The specified screen was previously bound but no longer exists.**Action:** No action required.**Screen "%" to be deleted does not exist****Source:** Screen Definer**Explanation:** The user tried to delete a screen that does not exist.**Action:** Delete only those screens that have been assigned a definition.**Screen % does not contain screen table %****Source:** Menu Definer**Explanation:** The screen table is not in the screen.**Action:** Check the screen and screen table names. If necessary, modify the screen.**Screen % does not exist****Source:** Menu Definer**Explanation:** You have specified a screen that does not exist.**Action:** Correct the screen name, or if necessary, exit and define a screen.**Screen % has already been exported****Source:** Unload/Load**Explanation:** You entered a screen name more than once in the entry screen. UNLOAD cannot export a screen more than once.**Action:** No action required.**Screen % is not an entry in SCREENS****Source:** Unload/Load**Explanation:** The screen is not defined in the system.**Action:** Ensure that the screen exists and unload the screen again.



**Screen % printed****Source:** Print Rules**Explanation:** A screen definition is printed.**Action:** No action required.**Screen definition changes cancelled****Source:** Screen Definer**Explanation:** You have pressed <PF12> to cancel from the Screen Definer.**Action:** No action required.**Screen definition printed for screen: %****Source:** General**Explanation:** The definition of the specified screen is sent to the printer.**Action:** No action required.**Screen help changes cancelled****Source:** Screen Definer**Explanation:** The changes that have been made to the screen Help during this edit session have been canceled.**Action:** No action required.**Screen help UPDATED****Source:** Screen Definer**Explanation:** The Help for the screen has been updated.**Action:** No action required.**Screen name not specified****Source:** Builtin Routines**Explanation:** Formatting of a table buffer by \$FORMATROW failed. The format string parameter contains a reference to the screen field attributes of a screen table but a valid screen name was not passed to the function.**Action:** Contact TIBCO Support.**Screen permissions for object set will be committed on SAVE****Source:** Security**Explanation:** You saved screen permissions for an object set being defined. If the object set definition is saved, the screen permissions are committed; if not, changes to the screen permissions are ignored.**Action:** No action required.**Screen table "%" of Screen "%" does not fit on physical screen****Source:** Screen Server**Explanation:** The indicated screen table cannot be shown on the physical display being used.**Action:** Either change the screen definition so that the indicated screen table can be shown, or run the application from a session using a terminal with a larger screen size.**Screen table % does not contain a field named "DATE"****Source:** Menu Definer**Explanation:** The screen table must have a field where the session manager can insert the current date.**Action:** Add the required field to the screen table.

**Screen table % does not contain a field named "USERID"****Source:** Menu Definer**Explanation:** The screen table must have a field named USERID.**Action:** Correct the screen table.**Screen table % does not contain a field named %****Source:** Menu Definer**Explanation:** The screen table you specified does not contain the field you specified.**Action:** Correct the screen table or field name.**Screen table % does not contain a field named TITLE or VALUE****Source:** Menu Definer**Explanation:** The scrollable table must provide fields that are named TITLE and VALUE.**Action:** Correct the screen table definition.**Screen table must be NEW; named (screen)table already exists****Source:** Menu Definer**Explanation:** You are defining a New Session Menu and referring to tables that already exist as the head/body/history area screen tables.**Action:** Since a new menu is being defined, and since the screen tables used for this menu are considered part of the menu (e.g., being deleted when the menu is deleted), the screen tables must be unique to the menu. Choose new screen table names.**Screen tables "%" and "%" overlap in Screen "%"****Source:** Screen Server**Explanation:** Screen tables may not overlap.**Action:** Change the starting Row and/or Column of one of the screen tables by using the Screen Table Painter.**Screen update/display not allowed during screen validation****Source:** Screen Server**Explanation:** The validation rule is attempting to change or display occurrences on the screen while it is in the process of validation.**Action:** Remove the update or the display statements from the validation rule.**Screen validation interrupted for Screen "%"****Source:** Screen Server**Explanation:** The Validation Exit key was pressed, bypassing the validation rules on the screen.**Action:** This situation can be caught with a VALIDATEFAIL, and dealt with by an exception handler.**Screen width has to be greater than 80 columns****Source:** Object Manager**Explanation:** The Object Manager works only for a screen which is at least 80 columns wide.**Action:** Check the width of the screen and adjust accordingly.

**Scripted strings too long to fit on page and are truncated****Source:** Character-based Text Editor**Explanation:** The scripted strings do not fit within the given margins and are truncated.**Action:** Do one of the following:

- Shorten the string.
- Adjust the margins.

**SCROLL, EXIT or HELP function cannot use REFRESH PF key****Source:** Screen Definer**Explanation:** In the Screen Definer, you assigned a reserved PF key to one of the standard functions. For example, <PF24> is reserved for REFRESH.**Action:** Reassign the changeable standard function to use a PF key other than the reserved keys.**Scroll amount "%" is invalid****Source:** Rule Editor**Explanation:** You have entered the invalid scroll amount indicated.**Action:** Enter the scroll amount P, M, H, C or a number.**Scroll amount "%" not valid for horizontal scroll****Source:** General**Explanation:** You entered an invalid scroll amount. Valid amounts for scrolling horizontally are:

- P - One screen left or right
- M - To the left or right edge

- n - The specified number of columns left or right.

**Action:** Enter a valid scroll amount and press <PF10> or <PF11>.**Scroll field must be in Title of multi-occurrence screen table****Source:** Screen Definer**Explanation:** You have entered the name of a field to the SCROLL AMOUNT ENTRY prompt but the named field is not in the title area of your multi-occurrence screen table.**Action:** Change the screen table definition to have the SCROLL AMOUNT ENTRY field in the Title area.**Scroll stopped at %****Source:** Rule Editor**Explanation:** You have scrolled to the TOP, or BOTTOM, of the rule.**Action:** No action required.**Scrollindicator field must have TYPE=S, SYNTAX=C****Source:** Screen Definer**Explanation:** A Field marked as a scrollindicator must be of type=S and syntax=C.**Action:** Either unmark the field or change its type and syntax to correct values.**SEARCH must be one of S, I, L****Source:** Menu Definer**Explanation:** The possible values for SEARCH are:

- S - System
- I - Installation and System
- L - Local, Installation, and System

- Y - Yes, search the local library
- N - No, do not search the local library.

**Action:** Choose one of the valid values.

### **Search results printed**

**Source:** Global Cross Ref. Search

**Explanation:** The list of objects found was printed by pressing <PF13>.

**Action:** No action required.

### **SEARCH TOKEN NOT SUPPLIED**

**Source:** S6BTLADM - PAGE IMAGES

**Explanation:** You have requested a search function but the search target has not been identified.

**Action:** Identify the search target and retry your request.

### **SecAdmin "%" does not exist**

**Source:** Security

**Explanation:** A Security Administrator requested to view the profile of another SecAdmin which does not exist.

**Action:** You can use the OPTIONS function on the main menu to determine which Security Administrators exist, and then select from this list.

### **Secondary index built on field %**

**Source:** Table Editor

**Explanation:** Your request to build a secondary index on the specified field was successful.

**Action:** No action required.

### **Secondary index deleted on field %**

**Source:** Table Editor

**Explanation:** Your request to delete the secondary index on the indicated field was successful.

**Action:** No action required.

### **Secondary index fields cannot be selected**

**Source:** Table Definer

**Explanation:** You cannot select any IMS secondary index fields.

**Action:** No action required.

### **Security Audit Logging for EE % and user % is %**

**Source:** Audit Log Message

**Explanation:** The value of the Logging Control Parameter for the indicated user on the indicated Execution Environment has been logged.

**Action:** No action required.

### **Security Failure:%**

**Source:** Copy Definition

**Explanation:** You do not have security access on this table.

**Action:** If access is required, have your Security Administrator modify the access.

**Security failure: Denied VIEW\_DEFN access to % "%"**

**Source:** Copy Definition

**Explanation:** You have requested (directly or indirectly through children) to copy the definition of an object for which you lack VIEW\_DEFN security permission.

**Action:** You may not request to copy this object until you have obtained VIEW\_DEFN security permission. This can be obtained from any user who has CONTROL permission to the object.

**Security failure: Denied VIEW\_DEFN access to % "%"**

**Source:** Copy Defn/Data

**Explanation:** You have specified an object to copy for which you are denied VIEW\_DEFN security permission.

**Action:** Remove the reference and continue. You must obtain the required permission prior to manipulating the object in any way.

**Security Failure : %**

**Source:** Delete Definition

**Explanation:** You are trying to delete an object. However, you do not have the authority to access to the object or the objects defined by that specified object.

**Action:** Search for the owners of those objects which you do not have the access permission. Ask them to give you access permissions on those objects and retry the operation again.

**Security File Definition ERROR**

**Source:** Security

**Explanation:** The logon was prevented by a Security File Definition error.

**Action:** Contact either the System Administrator or Security Administrator.

**Security Group "% " DELETED**

**Source:** Security

**Explanation:** You confirmed a deletion request for a security Group definition. This causes the group definition to be deleted, and removes all the references to the group from the security system.

**Action:** No action required.

**Security violation: %**

**Source:** Print Rules

**Explanation:** The indicated security violation has halted your print request. You cannot print a table without access to it.

**Action:** Contact your Security Administrator if you need access to the table.

**Security violation : %**

**Source:** Table Definer

**Explanation:** Access to the indicated table is denied for security reasons.

**Action:** Contact your Security Administrator if you need access to the indicated table.

**Securityfail: % - contact security administrator**

**Source:** Report Generator

**Explanation:** Access to a table was denied for security reasons.

**Action:** Contact your Security Administrator.

**Securityfail: %****Source:** Batch Control Card**Explanation:** You encountered a security failure because you are not authorized to access the object specified in the message.**Action:** Contact your Security Administrator if you need to access the object.**Securityfail: %****Source:** Character-based Text Editor**Explanation:** Your action cannot be completed because of security problems. The message explains why.**Action:** Contact your Security Administrator.**Securityfail: %****Source:** Host Language Interface**Explanation:** While processing, a security failure occurred on the specified table.**Action:** See your Security Administrator with the table name.**Securityfail: %****Source:** Tool for CA-IDMS Data**Explanation:** Your operation failed due to security problems. The message gives an explanation for the security failure.**Action:** Contact your Security Administrator.**Securityfail:****Source:** Keyword Manager**Explanation:** You tried to save your editing changes to keywords for an object but you do not have permission to update the object.**Action:** Press the Skip PF key to bypass this object and continue with the next object or press the Stop PF key which takes you out of editing mode.**SECURITYFAIL - %****Source:** Object Set Definer**Explanation:** Security clearance has not been passed for access to the indicated object.**Action:** Consult your Security Administrator.**SECURITYFAIL - %****Source:** Report Definer**Explanation:** Security clearance has not been passed for access to the requested report.**Action:** See your Security Administrator.**SECURITYFAIL - %****Source:** Screen Definer**Explanation:** Due to lack of security access on the screen table(s), all checks cannot be performed.**Action:** You do not have proper security for the screen table(s). Obtain security access before going back to the Screen Definer.**SECURITYFAIL - %****Source:** Screen Definer**Explanation:** Security clearance has not been passed as indicated by the message.**Action:** See your Security Administrator.

**SECURITYFAIL - %****Source:** Security**Explanation:** Security clearance has not been passed as indicated by the message.**Action:** Contact your Security Administrator.**SECURITYFAIL on REFD DATA source table "%"****Source:** Unload**Explanation:** There is a problem with security for data referenced by an object you requested to unload.**Action:** Report this problem to your System Administrator as there should not be a problem in the object type definitions for unloadable objects.**SECURITYFAIL on REFD DEFN source table "%"****Source:** Unload**Explanation:** There is a security problem with object type definition data for an object you requested to unload.**Action:** Report this to your System Administrator. This should not arise for definition tables which reference definitions included in an object type.**SEGMENT/DATASET RESIDENT PAGE POOL RETRIEVAL ERROR****Source:** S6BTLADM - RPP DIRECTORY**Explanation:** When attempting to send the request, the segment, and data set information you requested, an error was detected.**Action:** Review the job log to determine if additional messages were produced which may help identify the problem. Retry your request. If the problem persists contact TIBCO Support.**Segment % is unavailable for % table %****Source:** Table Editor**Explanation:** Request failed due to the data segment being offline or the indicated segment# not defined to TIBCO Object Service Broker.**Action:** Specify an active segment for the request. The shareable tool HURON\_STATS can be used to list segment statistics. Also, check the user profile to ensure that the segment# is correct.**SEGMENT CHANGE REQUEST SCHEDULED****Source:** S6BTLADM - SEGMENT/DASD**Explanation:** You have requested and confirm changes to the current processing of the segment. This message provides an acknowledgement that the request has been issued to the Data Object Broker.**Action:** No action required. Monitor the segment screen to determine when the request processing has completed.

**SEGMENT NUMBER SPECIFIED ON MENU WAS NOT NUMERIC, IGNORED****Source:** S6BTLADM - SEGMENT/DASD**Explanation:** You attempted to specify a segment number when invoking the function from the menu. The segment number you specified failed a validation edit.**Action:** Use cursor select processing to process your desired segment.**SEGMENT STATISTICS COULD NOT BE RETRIEVED****Source:** S6BTLADM - SEGMENT/DASD**Explanation:** An error was detected when attempting to retrieve information about the segments currently defined to the Data Object Broker.**Action:** Review the joblog to determine if there are additional messages which may help identify the cause of the problem. Retry your request. If the problem persists, contact TIBCO Support.**Select a report function (such as TOTAL), or enter RULE/FIELD****Source:** Report Definer**Explanation:** Either a report function, rule name, or field name must be entered as the definition for a derived field.**Action:** Enter report function parameters or a rule name, field name, or expression to derive a value for this field. Consult the product documentation for further information.**Select a rule to edit****Source:** Global Cross Ref. Search**Explanation:** The cursor is not placed against one of the rules in the list.**Action:** Place the cursor against the rule you wish to edit.**Select a SET that requires EXPLICIT CONNECT upon insert****Source:** Table Definer**Explanation:** Only pertains to a record that requires additional set connections. If additional set connections for a record that is being inserted into IDMS are required, select those sets to participate in the access path.**Action:** Select a SET connection.**Select all fields for COPY/APPEND and press <PF3>****Source:** Report Definer**Explanation:** A COPY or APPEND command has been requested with only the table name supplied. A prompt has displayed all existing fields of the specified table.**Action:** Select all fields to be copied by typing any non blank character or sequential numbers. Press <PF3> to execute the COPY or APPEND.**SELECT error: "%" is not a parm or field in source table****Source:** Table Definer**Explanation:** The indicated identifier does not exist in the source table.**Action:** Look at the definition of the source table to find the name of the parameter or field.



**SELECT error: "%" is not a source field or a defined parameter****Source:** Table Definer**Explanation:** The indicated identifier, found in the selection criteria, is neither a field of the source table nor a newly defined parameter.**Action:** Do one of the following:

- Change the identifier to a source field name
- Define the identifier as a new parameter in the parameter section
- Remove the expression that contains the identifier.

**SELECT error: source parm "%" can be defined only once****Source:** Table Definer**Explanation:** You specified the indicated source parameter more than once in the selection criteria.**Action:** Remove any additional references to the indicated source parameter.**SELECT error: source parm "%" must use equals (=) operator****Source:** Table Definer**Explanation:** The indicated parameter specified in the selection criteria must be set to a non-null value.**Action:** Make the indicated parameter equal to a non-null value.**Select field & put cursor on Print/Sort/Break/Across section****Source:** Report Generator**Explanation:** This instruction appears when you enter the Field screen.**Action:** Select a field by typing an alphanumeric character (0-9, A-Z) beside it and placing the cursor where you want to insert the field. Press <Enter> to be prompted for the fields from the next source data table. Alternatively, you can directly type the field names into the desired section.**Select fields from a single file only****Source:** Table Definer**Explanation:** You can select fields from only one file for each Model 204 table.**Action:** Limit your selections to one file only. Define another 204 table if you need fields from another file.**Select from list or press <Enter> for next selection****Source:** Report Generator**Explanation:** You can specify how to relate the source data tables you have chosen for your report by selecting from the prompt area, or by entering their relationships directly to the input area.**Action:** Specify the relationships between source data tables by selecting from the lists of parameters and fields, or by entering a parameter or field name in the input area.

If the current pair of tables in the prompt area is not the desired one, move the cursor to the input area to indicate the desired table or pair of tables and press <Enter>, or simply move the cursor to the prompt area and keep pressing <Enter> until the desired pair is displayed.

**Select from lists or enter selection string directly****Source:** Report Generator**Explanation:** This instruction appears when you enter the Selection screen.**Action:** If you want to specify selection criteria, select items from the prompt area or enter the selection string directly in the input area. Press <Enter> to be prompted for the fields of the next source data table.**Select function & field then put cursor on appropriate section****Source:** Report Generator**Explanation:** This instruction appears when you enter the Function screen.**Action:** Select a function-field pair by typing the same alphanumeric character (0-9, A-Z) beside a function name and a field name, and place the cursor where you want to insert the function-field pair. You can select more than one pair at the same time, as long as you use the same alphanumeric character for the pair.**SELECT function found % instance(s) to match criteria****Source:** Unload**Explanation:** You requested to have instances selected in this screen according to the criteria for parameter name and value specified at the top of the screen. No instances matched the specification.**Action:** No action required.**Select object type(s) to manage rights****Source:** Promotion**Explanation:** You have pressed <Enter> without selecting the type of object for which you wish to manage/admin rights.**Action:** Type S against object type and press <Enter>.**Select object type(s) to promote****Source:** Promotion**Explanation:** You have pressed <Enter> without selecting the type of object you want to prepare this change request for.**Action:** Type S against the object type and press <Enter>.**SELECT on IGNORE row of table "%" of VSAM % "%" is not allowed****Source:** TAM**Explanation:** Selection is not allowed on a table if you specified an IGNORE value in the table definition. The variables, from left to right, are as follows:

1. The name of the table
2. Either "file" or "DDNAME"
3. The name of the file or the DDNAME

**Action:** Either remove the IGNORE value from the table definition for this table, or do not request a selection operation.**Select only 1 segment****Source:** Table Definer**Explanation:** You entered an S next to more than one segment.**Action:** Remove the extraneous selections.

**Select only one DB2 Creator/Table****Source:** Table Definer**Explanation:** You typed an S next to more than one DB2 table.**Action:** Remove the extra selections.**Select only ONE item from each list****Source:** Report Generator**Explanation:** You typed a character next to more than one item in a list.**Action:** Remove the extra selections.**Select only ONE M204 file/group****Source:** Table Definer**Explanation:** You can select only one file or group for each Model 204 table.**Action:** Reduce the selection to one only.**Select only ONE report function OR a Rule/Field reference****Source:** Report Definer**Explanation:** You selected more than one report function, or you selected both a report function and a rule/field reference in the definition of a derived field.**Action:** Enter one report function or a rule/field reference.**Select only ONE value for "%" of table "%"****Source:** Report Generator**Explanation:** The Generator allows only one value be specified for each parameter of a source data table.**Action:** Remove any extra parameter value selections.**Select or enter a function and print field for SUMMARY PRINT****Source:** Report Generator**Explanation:** You did not specify any functions for print fields in the Summary Print section. There must be at least one function-field pair in the Summary Print section for a summary report.**Action:** Select or enter a function-field pair for Summary Print, or press the FIELD function key and turn the summary flag off.**Select or enter a Print field which is not a Sort/Across field****Source:** Report Generator**Explanation:** Since it is a summary report, you have to select or enter a PRINT field that is not a SORT BY or ACROSS BY field so that you can apply a function to it on the Function screen.**Action:** Select or enter a PRINT field that is not a SORT BY or ACROSS BY field.**Select or enter a Print field****Source:** Report Generator**Explanation:** You tried to go to the next screen without selecting a field to print in the report.**Action:** Specify at least one field to be printed in the report.**Select or enter a Sort field for summary/across report****Source:** Report Generator**Explanation:** You turned the SUMMARY flag on. Now you must specify a SORT BY field because a SORT BY field is also used as a SUMMARY BY field.**Action:** Specify at least one SORT BY field or turn the SUMMARY flag off.

**Select parameter value from list or enter value(s) directly****Source:** Report Generator**Explanation:** You can select or enter parameter values for the indicated parameter if it is not to be related to another table. However, if the first table is parameterized, then you must assign values to each of its parameter.**Action:** If necessary, select a parameter value from the prompt by entering an S next to the value that you want, or type the parameter value directly in the PARM VALUE field.

If you must select values for more than one parameter, and the parameter values displayed are not for the parameter that you want to see, then move the cursor to the input area to indicate the desired parameter and press <Enter>, or simply move the cursor to the prompt area and keep pressing <Enter> until the desired one is displayed.

**Select parameter values using "S"****Source:** Unload/Load**Explanation:** You used an invalid line command to select parameters.**Action:** Use an S to select parameter values.**Select Print/Control Field screen before this action****Source:** Report Generator**Explanation:** Before selecting the break functions or executing the report, you must select at least some report print fields from the Print/Control Fields screen.**Action:** Type S in the Print/Control Fields field to access the screen.**Select table from list or enter table name directly****Source:** Report Generator**Explanation:** You must specify at least one table that will be the source of data for your report.**Action:** Select source data tables from the prompt area or enter the table names in the input area.**Select the action****Source:** Report Generator**Explanation:** After you have selected a destination for a report, you must select the execution action to have the report executed and saved to the MetaStor.**Action:** Type Y in the SAVE REPORT AND SEND TO DEST field.**Select the destination medium****Source:** Report Generator**Explanation:** To execute and save a report, you must specify where you want it to be sent to by selecting a destination medium.**Action:** Select one of the media by typing Y in the field.**Select the field for sixbuild by typing a 'Y' in front of it****Source:** Batch Control Card**Explanation:** You can choose fields for secondary index build by typing Y in the SECONDARY column beside the field name.**Action:** Select fields for secondary index build by following the instruction.

**Select the INDEX, SET or AREA you want to navigate****Source:** Table Definer**Explanation:** For FORALL requests, select the INDEX, SET, or AREA that are to be navigated.**Action:** Specify either an AREA sweep or INDEX sweep on FORALL requests. If more than one secondary index exists select the one which you wish the CA-IDMS Gateway to navigate.**Selected CA-Datcom fields inserted or replaced****Source:** CA-Datcom Table Definer**Explanation:** You were in the FIELDS context and you selected some CA-Datcom fields to include in the TIBCO Object Service Broker DAT Table Definition. The fields you selected were inserted into the list, or have replaced entries that referred to the same CA-Datcom field name.**Action:** No action is required.**Selected change request does not include other change requests****Source:** Promotion**Explanation:** The X line command applies only to consolidated change requests. Consolidated change requests are those that contain other change requests. The CONSOLIDATED field indicates whether the change request is consolidated or not.**Action:** Use this line command only if CONSOLIDATED = Y.**Selected data for table % does not exist****Source:** Promotion**Explanation:** The selected table or table instance is empty.**Action:** No action required.**Selected field "%" is not in the definition of table "%"****Source:** TAM**Explanation:** The field used in the selection string is not defined in the table specified.**Action:** Do one of the following:

- Remove the selection clause that contains the undefined field.
- Include the undefined field in the table definition.

**Selected import table does not exist.****Source:** Batch Control Card**Explanation:** You specified a non-existent import table.**Action:** Create the table or specify a different one.**Selected object "%" no longer exists****Source:** Object Manager**Explanation:** The object command fails because the selected object no longer exists. The object may have been deleted by another user.**Action:** No action required.

**Selected object cannot be expanded****Source:** Promotion**Explanation:** The X line command can be used to manage rights on objects that are contained in the object being expanded. Objects that do not contain other objects cannot be expanded. Only screens, reports, object sets and tables can be expanded.**Action:** Use this line command on a screen, report, object set or table.**SELECTION change; check all REPORT FUNCTIONS****Source:** Report Definer**Explanation:** You requested a change to the report selection.**Action:** Check all defined report functions to determine if the modified report selection should be placed inside the WHERE clause for the report function.**Selection Code must match one from Input File and be unique****Source:** Batch Control Card**Explanation:** You either assigned a selection code that is undefined in the input file, or you have assigned the same selection code to more than one output field of your table.**Action:** Ensure that the selection code is defined in the input file and is assigned to only one output field of the table.**Selection criteria is too long to fit in report definition****Source:** Report Generator**Explanation:** Any selection criteria and control fields specified are required for a report function to produce a derived field. One or both of the following has occurred:

- You specified a selection criteria that is too long.
- You specified too many control fields on the Field screen.

**Action:** Do one or both of the following:

- Shorten the criteria by removing unnecessary blanks or parentheses, or by replacing "AND" and "OR" with "&" and "|" respectively.
- Press the FIELD function key to display the Field screen, and reduce the number of SORT BY or ACROSS BY fields if the SUMMARY flag is on, or reduce the number of BREAK BY fields if the SUMMARY flag is off.

**Selection date must be specified****Source:** Offline Utilities**Explanation:** Parameter -d 'YYMMDD,HHMMSS' must be specified to select up to which point in time pages are to be restored from backup.**Action:** Retry specifying the date and time as indicated above.**Selection evaluation error on table "%"****Source:** TAM**Explanation:** A selection could not be applied against an occurrence. The message log will contain a more detailed error message.**Action:** Review the message log.**Selection for table "%" can have only one of >, <, >=, <=****Source:** Batch Control Card**Explanation:** The selection for a table can only have only one of the following:

- Greater than (>)

- Less than (<)
- Greater than or equal to (>=)
- Less than or equal to (<=).

For example, given a table T with parameters P1 and P2 and the following selection criteria:

1. P1 > aaa & P2 > xxx
2. P1 < bbb & P2 < yyy
3. P1 > ccc & P2 > zzz

Selection (1) and (2) cannot be both specified for table T since only either > or < is allowed, but not both.

Selection (1) and (3) cannot be both specified for table T since the selection criteria can have only one >.

**Action:** Follow the rules allowed for selection and modify the selection string accordingly.

### **Selection for table "%" too large to process**

**Source:** TAM

**Explanation:** The internal representation of a selection exceeded 254 bytes.

**Action:** Reduce the length of the selection.

### **SELECTION ITEM NOT SUPPLIED, PLEASE RETRY**

**Source:** S6BTLADM - PROFILES DISPLAY

**Explanation:** You must specify an item number to display the profile.

**Action:** Key the desired item number in the input field and retry your request.

### **Selection must be 'S', 'D' or 'X'**

**Source:** ADABAS Extract

**Explanation:** You have entered an invalid selection.

**Action:** Enter one of S, D, or X.

### **Selection not allowed for non-parameterized table**

**Source:** Batch Control Card

**Explanation:** You specified a selection string for a non-parameterized table, but you can only use the selection string to specify parameter values (i.e., select table instances).

**Action:** Delete the selection string for the non-parameterized table.

### **Selection not allowed on derived field "%.%"**

**Source:** TAM

**Explanation:** Selection on a derived field is not supported.

**Action:** Using the traceback log, determine the rule containing the invalid selection and remove the reference to the derived field.

### **SELECTION OF SEGMENT VIA CURSOR POSITION FAILED**

**Source:** S6BTLADM - SEGMENT/DASD

**Explanation:** When attempting to process a specific segment, the cursor positioning analyzer failed to identify a valid segment.

**Action:** Reposition the cursor using the tab keys and try your request again.

### **Selection string: %**

**Source:** Batch Control Card

**Explanation:** An explanation of why the specified selection string is syntactically incorrect is provided.

**Action:** Correct the syntax error in the selection string. Press <PF1> for Help if you want to know the correct syntax.

**Selection string cannot exceed % lines****Source:** Report Generator**Explanation:** The selection criteria cannot exceed the indicated number of lines.**Action:** You can reduce the length of the selection string by removing unnecessary blanks or parentheses, or by replacing "AND" and "OR" with "&" and "|" respectively.**Selection string for report field "%" of report table "%" is too big****Source:** Report Server**Explanation:** The selection string for a report function had too many terms.**Action:** Simplify the selection criteria for the report function.**Selection string for report field "%" of report table "%" is too complex to build (stack overflow)****Source:** Report Server**Explanation:** Brackets for a report function selection string are nested too deeply.**Action:** Review the selection string to reduce the depth of the brackets.**Selection string for report table "%" is too big****Source:** Report Server**Explanation:** The selection string for a report had too many terms.**Action:** Simplify the selection criteria for the body report table.**Selection string for report table "%" is too complex to build - stack overflow****Source:** Report Server**Explanation:** Brackets for the body report table selection string are nested too deeply.**Action:** Review the selection string to reduce the depth of the brackets.**Selection string for TAM call too long****Source:** Interpreter**Explanation:** Internal error. The message log contains a more detailed error message.**Action:**

1. Press <PF2> and print the log.
2. Contact TIBCO Support with the log and a description of the actions performed before the message was displayed.

**Selection string is too large to process****Source:** Table Editor**Explanation:** Selection string you have supplied for tool PROCESS\_TABLE is too large to process.**Action:** Reduce the size of the selection string.**Selection string specified for access on table "%" is too long****Source:** Builtin Routines**Explanation:** The selection conditions in the table access statement are too complicated.**Action:** Simplify the conditions.



**Selection string too long for report body "%"****Source:** Report Server**Explanation:** A selection string for the body report table exceeds the maximum size.**Action:** Reduce the complexity of the selection string by removing or joining terms.**Separator lines cannot be edited****Source:** Rule Editor**Explanation:** You tried to edit one of the lines which separate the rule quadrants.**Action:** Move the cursor to an editable line.**Sequence number "%" is not on the first line of the statement****Source:** Rule Editor**Explanation:** A sequence number was placed on a line other than the first line in a multiline statement.**Action:** Do one of the following:

- Remove the sequence number if the first line already has a sequence number.
- Move the sequence number to the first line if the first line does not already have a sequence number.

**Sequence number "%" is within a FORALL or UNTIL loop****Source:** Rule Editor**Explanation:** A sequence number was included in a loop structure.**Action:** Remove the sequence number.**Server configuration parameter "%" required or invalid****Source:** External Gateways**Explanation:** The gateway (server) for external data cannot initialize without a valid value for the specified gateway configuration parameter.**Action:** Specify a valid value for the configuration parameter.**Server could not find "%" entry point****Source:** External Gateways**Explanation:** The gateway (server) failed to find the entry point to the mentioned function.**Action:** Contact TIBCO Support.**Server did not receive a required server parameter "%"****Source:** External Gateways**Explanation:** The TIBCO Object Service Broker request sent to the gateway (server) did not contain the required server parameter. This parameter is part of the table definition.**Action:** Correct the table definition to include the required parameter with a valid value.**Server did not receive an occurrence to "%"****Source:** External Gateways**Explanation:** The TIBCO Object Service Broker gateway (server) for external data did not receive an occurrence to INSERT/REPLACE. This is a symptom of a version mismatch.**Action:** Ensure TIBCO Object Service Broker and gateway release levels are compatible. If this does not resolve the problem then contact TIBCO Support.

**Server did not receive the session security information****Source:** External Gateways**Explanation:** The TIBCO Object Service Broker gateway (server) for external data did not receive the TIBCO Object Service Broker session security information. This is a symptom of a version mismatch.**Action:** Ensure TIBCO Object Service Broker and gateway release levels are compatible. If this does not resolve the problem then contact TIBCO Support.**Server does not support Fail Safe level "%"****Source:** External Gateways**Explanation:** The requested Fail Safe level cannot be supported by the gateway (server).**Action:** Specify a valid value for the FSLEVEL server parameter and restart the gateway.**Server failed to build "%" occurrence****Source:** External Gateways**Explanation:** While attempting to build the TIBCO Object Service Broker occurrence from the external occurrence or vice versa, an error was encountered. The extension to this message gives more detail.**Action:** Correct the table definition or the data.**Server failed to connect to Data Object Broker: "%"****Source:** External Gateways**Explanation:** The gateway (server) session failed to connect to specified Data Object Broker.**Action:** Check previous messages and Data Object Broker log for more information. Fix the problem and try again.**Server failed to store table definition: "%"****Source:** External Gateways**Explanation:** The TIBCO Object Service Broker gateway (server) for external data failed to store the TIBCO Object Service Broker table definition. The main reason for this is that the table storage pool size (POOLSIZE) is not large enough.**Action:** Restart gateway with a larger POOLSIZE parameter value.**Server ID "%" is invalid****Source:** Table Definer**Explanation:** The indicated serverid is undefined.**Action:** Contact your Database Administrator for valid serverids.**Server parameter % must be defined with USAGE "%"****Source:** Table Definer**Explanation:** Invalid server parameter values are entered for field USAGE.**Action:** Specific correct value for USAGE as indicated in the message.**Server parameter not defined for table type "%"****Source:** Table Definer**Explanation:** There is no server parameter defined for the specified table type.**Action:** Invoke option "Define server parameters" in tool GENDT to define server parameter for the new table type.

**Server session ended****Source:** External Gateways**Explanation:** The TIBCO Object Service Broker gateway (server) for external data has ended.**Action:** No action required.**Server session failed****Source:** External Gateways**Explanation:** The TIBCO Object Service Broker gateway (server) for external data failed. Previous messages give more information.**Action:** Correct the error and restart the gateway.**Server session initialization failed****Source:** External Gateways**Explanation:** The initialization of the TIBCO Object Service Broker gateway (server) for external data failed. Previous messages give more information.**Action:** Correct the initialization error and restart the gateway.**Server table definition storage pool, initialization failed****Source:** External Gateways**Explanation:** The TIBCO Object Service Broker gateway (server) for external data failed to acquire and/or initialize the table definition storage pool specified on the POOLSIZE parameter.**Action:** Reduce POOLSIZE value or increase available memory.**Server type "%" has no modifiable configuration parameters****Source:** External Gateways**Explanation:** All entries in @SERVERCONFIG for this gateway (server) type are marked as not modifiable.**Action:** This gateway type does not have any parameters that can be configured through this utility.**Serverid "%" is not defined****Source:** Table Definer**Explanation:** The specified Serverid has not been defined.**Action:** Define Serverid.**Serverid is longer than maximum allowed (8 characters)****Source:** Table Definer**Explanation:** Length of serverid is longer than allowed.**Action:** Specify serverid with length less than or equal to 8.**Servers could not be deactivated****Source:** Batch Client**Explanation:** Log, transaction or session deactivation failed.**Action:** See the log for more information.**SESSEXRN - executor environment call stack overflow****Source:** Session Manager**Explanation:** Internal error.**Action:**

1. Press <PF2> and print the log.

2. Contact TIBCO Support with the log and a description of the actions performed before the message was displayed.

### Session end abend code out of range

**Source:** Builtin Routines

**Explanation:** Call to \$SETSESSIONEND is attempting to set an invalid session end abend code. The user abend codes must be greater than zero but less than 4000.

**Action:** Change the call to \$SETSESSIONEND to pass a valid user abend code.

### Session end return code out of range

**Source:** Builtin Routines

**Explanation:** Call to \$SETSESSIONEND is attempting to set an invalid session end return code. The user return code must be greater than or equal to zero but less than 4000.

**Action:** Change the call to \$SETSESSIONEND to pass a valid user return code value.

### Session menu "%" does not exist

**Source:** Security

**Explanation:** You referred to a non-existent session menu in the user profile being updated.

**Action:** Use STANDARD until you find the name of a valid session menu.

### Set and index files incompatible...check their contents

**Source:** Tool for CA-IDMS Data

**Explanation:** The data contained in the set and index import files is not from the same subschema.

**Action:**

1. Check the contents of the set and index files that you were going to load.
2. Use the LOAD AN IDMS SUBSCHEMA manager utility again to change the files that you import.

### Set and record files incompatible...check their contents

**Source:** Tool for CA-IDMS Data

**Explanation:** The data contained in the set and record import files is not from the same subschema.

**Action:**

1. Check the contents of the set and record files that you were going to load.
2. Use the "Load an IDMS Subschema" manager utility again to change the files that you import.

### Set permission of % % by % denied

**Source:** Audit Log Message

**Explanation:** CONTROL access to this object by the specified user was denied.

**Action:** The user can ask someone who has CONTROL access to the object to provide CONTROL access.

### Set permission of LIBRARY % by % to grant % access to %

**Source:** Audit Log Message

**Explanation:** The indicated discretionary access permissions to the given library were granted to the indicated user/group.

**Action:** No action required.

**Set permission of LIBRARY % by % to remove % access from %****Source:** Audit Log Message**Explanation:** Discretionary access permissions to the specified library were removed from the indicated user/group.**Action:** No action required.**Set permission of REPORT % by % to grant % access to %****Source:** Audit Log Message**Explanation:** The indicated discretionary access permissions to the given report were granted to the indicated user/group.**Action:** No action required.**Set permission of REPORT % by % to remove % access from %****Source:** Audit Log Message**Explanation:** Discretionary access permissions to the specified report were removed from the indicated user/group.**Action:** No action required.**Set permission of SCREEN % by % to grant % access to %****Source:** Audit Log Message**Explanation:** The indicated discretionary access permissions to the given screen were granted to the indicated user/group.**Action:** No action required.**Set permission of SCREEN % by % to remove % access from %****Source:** Audit Log Message**Explanation:** Discretionary access permissions to the specified screen were removed from the indicated user/group.**Action:** No action required.**Set permission of TABLE % by % to grant access % to %****Source:** Audit Log Message**Explanation:** The indicated discretionary access permissions to the given table were granted to the indicated user/group.**Action:** No action required.**Set permission of TABLE % by % to remove access % from %****Source:** Audit Log Message**Explanation:** Discretionary access permissions to the specified table were removed from the indicated user/group.**Action:** No action required.**Set security of LIBRARY % by % to delete record****Source:** Audit Log Message**Explanation:** A library entry was deleted from the security table (@LIB\_SECURITY) by executing rules.**Action:** Contact the Security Administrator.

**Set security of LIBRARY % by % to insert record****Source:** Audit Log Message**Explanation:** A library entry was inserted into the security table (@LIB\_SECURITY) by executing rules.**Action:** Contact the Security Administrator.**Set security of LIBRARY % by % to update record****Source:** Audit Log Message**Explanation:** The security information (e.g. classification) of the specified library was changed by the indicated user.**Action:** No action required.**Set security of REPORT % by % to delete record****Source:** Audit Log Message**Explanation:** A report entry was deleted from the security table (@RPT\_SECURITY) by executing rules.**Action:** Contact the Security Administrator.**Set security of REPORT % by % to insert record****Source:** Audit Log Message**Explanation:** A report entry was inserted into the security table (@RPT\_SECURITY) by executing rules.**Action:** Contact the Security Administrator.**Set security of REPORT % by % to update record****Source:** Audit Log Message**Explanation:** The security information (e.g. classification) of the specified report was changed by the indicated user.**Action:** No action required.**Set security of SCREEN % by % to delete record****Source:** Audit Log Message**Explanation:** A screen entry was deleted from the security table (@SCR\_SECURITY) by executing rules.**Action:** Contact the Security Administrator.**Set security of SCREEN % by % to insert record****Source:** Audit Log Message**Explanation:** A screen entry was inserted into the security table (@SCR\_SECURITY) by executing rules.**Action:** Contact the Security Administrator.**Set security of SCREEN % by % to update record****Source:** Audit Log Message**Explanation:** The security information (e.g. classification) of the specified screen was changed by the indicated user.**Action:** No action required.**Set security of TABLE % by % to delete record****Source:** Audit Log Message**Explanation:** A table entry was deleted from the security table (@TBL\_SECURITY) by executing rules.**Action:** Contact the Security Administrator.**Set security of TABLE % by % to insert record****Source:** Audit Log Message**Explanation:** A table entry was inserted into the security table (@TBL\_SECURITY) by executing rules.**Action:** Contact the Security Administrator.

**Set security of TABLE % by % to update record****Source:** Audit Log Message**Explanation:** The security information (e.g. classification) of the specified table was changed by the indicated user.**Action:** No action required.**Set security of USERID % by %****Source:** Audit Log Message**Explanation:** The security information for the indicated userid was changed. Because some of the changes take effect immediately, and others may not take effect until the next time the user logs on, it is recommended that changes are made to a user's security information only when the user is not on the system.**Action:** No action required.**Set security of USERID % to change logon password denied****Source:** Audit Log Message**Explanation:** The user cannot change the logon password because the user failed to provide the current password.**Action:** No action required.**Setting of blank overlap for report field "%" not allowed because blank overlap enabled for report table "%"****Source:** Report Server**Explanation:** You cannot alter the blank overlap for a report field if the blank overlap setting was requested for the same report table.**Action:** Do not use the blank overlap option on a report table basis. Set the blank overlap for each report field of the report table.**Setup "%" %****Source:** Character-based Text Editor**Explanation:** The changes to the given setup have been processed as indicated.**Action:** No action required.**Setup "%" cannot be %****Source:** Character-based Text Editor**Explanation:** Your specified action cannot be performed on the given setup. For example you may be attempting to save or delete the PRINT setup. This is not allowed since PRINT is one of the standard setups.**Action:** No action required.**Setup "%" to be %****Source:** Character-based Text Editor**Explanation:** A message to confirm that the specified action is to be performed on the given setup.**Action:** Follow the instruction to confirm the action or not.**Severe communication error****Source:** External Gateway Logon**Explanation:** An error has been determined between the Server Execution Environment and the Data Object Broker it is communicating with.**Action:** Check the communications definitions and their status.

**Severe error in Dynamic Object Facility****Source:** TAM**Explanation:** The Dynamic Object Facility encountered an event that should never happen in normal operation.**Action:** Contact TIBCO Support.**Severe error in VSAM server: Feedback code = %****Source:** TAM**Explanation:** The VSAM I/O request could not be completed successfully. The feedback code (displayed in hexadecimal) corresponds to the 3-byte RPL feedback area described in the current VSAM Macro Instruction Reference IBM manual.**Action:** Refer to the IBM manual for additional information about the type of error that occurred.**Severe error in VSAM Server****Source:** TAM**Explanation:** An error occurred when you tried to access a VSAM data set. The VSAM RPL feedback return code and reason code may be included in this message.**Action:** If the RPL feedback code is provided, check the z/OS system documentation for further explanation.**Severe error obtaining bound table "%"****Source:** TAM**Explanation:** No occurrence found for the bound table. This is additional information concerning bound storage. The message appears in the system log when a transaction failure causes other problems.**Action:** No action required.**Severe error occurred in communications Server****Source:** TAM**Explanation:** A message could not be sent to the Data Object Broker or a gateway (server), or a message reply was not received from the Data Object Broker or gateway.**Action:** Data Object Broker output or logs will give further information. The user message log may also provide a message issued by the Data Object Broker or gateway.

After the Data Object Broker or gateway problem has been resolved, it may be necessary to log off the user session and log back on.

**Severe error occurred in TDS Server****Source:** TAM**Explanation:** The native gateway (server) is unable to satisfy the request. The message log will contain a more detailed error message.**Action:** Review the message log.**Severe IMS error occurred****Source:** TAM**Explanation:** The IMS Gateway could not continue.**Action:** Check the IMS Gateway log for error messages.**Shareable Tool % failed: %****Source:** Builtin Routines**Explanation:** The indicated tool failed for the reason shown.**Action:** Use the reason shown to correct the failure. If you need further help, contact TIBCO Support with the log:



- Internal processing error - contact TIBCO Support with the log
- Truncation occurred - contact TIBCO Support with the log
- Input parameter specification error - contact TIBCO Support with the log
- Source literal has invalid length - correct the length of the source literal to match the requirements
- Source field has invalid length - correct the length of the source field to match the requirements
- Source literal has invalid format - correct the format of the source literal
- Source literal contains invalid data - examine the literal and correct the contents to match the specification

### Shortage of memory

**Source:** Batch Client

**Explanation:** The client machine ran out of memory.

**Action:** Try to kill some processes.

### Shortage of memory

**Source:** Start Execution Environment

**Explanation:** The client machine ran out of memory.

**Action:** Try to kill some processes.

### Show IF NO OWNER only valid for Optional or Manual sets

**Source:** Table Definer

**Explanation:** Invalid SHOW flag. Show IF NO OWNER is only supported for set options OA, OM and MM.

**Action:** Set SHOW flag to N.

### Show IF SET EMPTY invalid for 2nd level record in a parameterized table

**Source:** Table Definer

**Explanation:** The second-level record in the access path cannot have "SHOW IF SET EMPTY" if the table is parameterized.

**Action:** Set SHOW flag to N.

### SHOW indicator invalid (Y/N/blank)

**Source:** Table Definer

**Explanation:** Invalid value entered for SHOW indicator.

**Action:** Specify value Y, N, or blank for SHOW indicator.

### Side title is too long to fit the screen

**Source:** Menu Definer

**Explanation:** The side title exceeds the width of the screen.

**Action:** Shorten the title or remove optional items such as the library name, TEST and BROWSE, or the date and time.

### Signature does not match parameters for Java external routine %

**Source:** Interpreter

**Explanation:** The signature of the Java external routine in the LIBNAME field of the corresponding row in the table ROUTINES does not match one or more of the parameter descriptions in the corresponding instance of the table ARGUMENTS.

**Action:** Correct either the signature or the parameter description in the ARGUMENTS table instance.

**Single Occurrence Editor is not supported for this utility****Source:** Table Editor**Explanation:** You invoked the Single Occurrence Editor which is not supported in this utility (e.g., BROWSER).**Action:** If you need to use the Single Occurrence Editor, terminate the current transaction and invoke a utility (e.g., STE, STEBROWSE) that supports the Single Occurrence Editor.**Single Rule Menus can not be updated; they may be used only****Source:** Menu Definer**Explanation:** Support for Single Rule Manager menu type is being removed since this capability is encompassed in other menu types (e.g., Simple). Use of existing Single Rule menus (via DISPLAY\_MENU or SINGLEMGR) is supported, but support will eventually be removed when these menus have been converted to other menu types.**Action:** No action required. You cannot update the menu.**SIX field "%" does not exist; cannot save****Source:** Table Definer**Explanation:** A secondary index has been built on the indicated field since the Table Definer was opened but this field has either been renamed or deleted from the definition.**Action:** If the definer allows it, you can restore the field name or add the field back to the definition. Otherwise, you can save as a new table definition or exit without saving.**SIX now exists on %; % must equal "%"****Source:** Table Definer**Explanation:** A secondary index has been built on the indicated field since the Table Definer was opened but the field attribute specified has been changed.**Action:** Change the attribute value for the field to the value specified.**Size error detected in %. Conversion of % % to % % failed****Source:** Interpreter**Explanation:** Internal error that may indicate a problem with the scheduling of rules. The message log contains a more detailed error message.**Action:** Do the following:

1. Press <PF2> and print the log.
2. Contact TIBCO Support with the log and a description of the actions performed before the message was displayed.

**Size error detected in conversion of argument # of % routine "%"****Source:** Interpreter**Explanation:** A routine was called with an argument value that is too big for the routine argument.**Action:** Verify the argument value that you passed.

**Some objects could not be FETCHed because they do not exist****Source:** Security**Explanation:** Some of the objects that you attempted to FETCH from the object set are objects that do not exist. These objects were not fetched.**Action:** No action required.**Some type of Static SQL to be generated must be chosen****Source:** Static SQL for DB2 Gateway**Explanation:** You made a request to generate Static SQL, but you did not identify the type of Static SQL to generate.**Action:** Under the columns marked by S, I, D, R, enter Y to generate SELECT (Get/Forall), INSERT, DELETE, and REPLACE Static SQL statements respectively. Enter N under the ones for which no Static SQL statement is to be generated.**Some Unicode or raw data fields are omitted from table %****Source:** Screen Definer**Explanation:** Unicode and raw data fields are not allowed in screens.**Action:** None.**Some Unicode or raw data fields were omitted from table %. Press <Enter>****Source:** Report Definer**Explanation:** Unicode and raw data fields are not allowed in reports.**Action:** None.**Sort field "%" for report "%" is an unsupported syntax for sorting****Source:** Report Server**Explanation:** SORT only supports syntaxes of B (binary), P (packed), C (fixed-length string), and V (variable-length string).**Action:** Redefine the syntax of the report field to allow sorting.**Sort for report "%" failed; # rows read but # rows output by sort****Source:** Report Server**Explanation:** The number of SORT input records does not match the number of SORT output records.**Action:** Contact TIBCO Support.**Sort for report "%" failed with a return code of #****Source:** Report Server**Explanation:** The system sort failed when the server attempted to print the report.**Action:** Refer to your installation system sort documentation to determine the reason for the error return code.**SORTIN/SORTOUT record total mismatch; module "%"****Source:** Session Manager**Explanation:** A mismatch occurred between the number of records input to the sort and the number of records output. The name of the module in which this mismatch occurred is specified.**Action:** Call your system administrator to check the sort parameters for validity, and to check the return code in Register 15 against the appropriate vendor's manual. Correct the problem as required.

**Source & destination libraries are alike, must specify a name****Source:** Copy Defn/Data**Explanation:** You have requested to copy a rule such that the source and destination libraries are the same. To copy the rule, you must supply a new name.**Action:** Supply a new name for the rule.**Source & Destination libraries are alike; must specify a name****Source:** Copy Definition**Explanation:** You have specified only one library as both the source and destination of the copy.**Action:** You must specify a rule name to copy into since the source and destination libraries are identical.**Source (rule) name must be specified for "D"erived indicator****Source:** Table Definer**Explanation:** You entered a D in the SRC field, but did not enter anything in the SOURCE NAME field.**Action:** Enter the name of a functional rule that will derive values for the field, or remove the D from the SRC field.**Source expression for report field "%" of report table "%" is too complex to evaluate - stack overflow****Source:** Report Server**Explanation:** Insufficient storage exists to evaluate a derived report field. This problem can be caused by a derivation based on a rule call that returned a string which is too long.**Action:** Modify the rule to return a shorter string.**Source location parm "%" is not defined in parameter list****Source:** Table Definer**Explanation:** Location parameter in the source table is missing from the subview table definition.**Action:** Ensure the location parameter of the source table is being defined in the subview.**Source name of field % is undefined in source table****Source:** HLIPREPROCESSOR**Explanation:** The preprocessor cannot find the name of a field in the definition.**Action:** Check the definitions of the subview and the base table.**Source name of parameter % is undefined in source table****Source:** HLIPREPROCESSOR**Explanation:** The preprocessor cannot find the name of a parameter.**Action:** Check the definition of the subview and the base table.**Source name required for "S" indicator****Source:** Table Definer**Explanation:** You entered an S in the SRC field, but did not provide a field name in the SOURCE NAME field.**Action:** Enter a field name from the source table in the SOURCE NAME field, or remove the S from the SRC field and type the source field name directly in the FIELD NAME field.

**Source parm "%" is already defined in parameter list****Source:** Table Definer**Explanation:** The specified parameter of the source table has been defined more than once in the parameter information section of a subview table definition.**Action:** Remove the excess definitions of the indicated source parameter.**Source parm "%" is already defined in selection****Source:** Table Definer**Explanation:** The indicated parameter of the source table is defined in both the selection section and the parameter information section of the subview table definition.**Action:** Remove the indicated parameter from the selection criteria or from the parameter information.**Source parm "%" is not defined in selection or parameter list****Source:** Table Definer**Explanation:** The indicated parameter of the source table is not defined in the selection section nor in the parameter section of the current subview definition.**Action:** Define the indicated parameter of the source table in either the selection criteria (SELECT field) or the parameter information for the subview.**Source parm "%" is not in source table "%"****Source:** Table Definer**Explanation:** The indicated parameter does not exist in the indicated source table.**Action:** Do one of the following:

- Look at the definition of the source table to get the name of an existing parameter
- If the source table does not contain data, you can add a parameter to the source table.

**Source parm "%.%" not defined in subview "%"****Source:** TAM**Explanation:** A source table parameter was not specified. It must be specified in one of the following places:

- The subview definition
- The subview stored selection
- The WHERE clause of the request.

**Action:** Specify the source table parameter in one of the following:

- Subview definition
- Subview stored selection
- WHERE clause of the request.

**Source record length (#) > Irecl (#) of the output dataset "%" for "%"****Source:** Builtin Routines**Explanation:** The length of the record to be output to a data set is bigger than the defined length of a record in the data set.**Action:** Ensure that the source record is not too big for the data set record, or define the data set record length to be longer.**Source string for report field "%" of report table "%" is too big****Source:** Report Server**Explanation:** The source of a derived report field is too complex to be stored in the Report Server data structure.**Action:** Simplify the source of the derived field.

**Source table "%" cannot be updated because the data is bound****Source:** TAM**Explanation:** The user tried to update a source table in which data is stored in the bound area.**Action:** Correct the appropriate rule and do not update this table.**Source table "%" does not exist****Source:** Table Definer**Explanation:** The indicated source table does not exist.**Action:** You must define the source table before defining a parameter (PRM) or subview (SUB) table for it.**Source table "%" has no data parameters****Source:** Table Definer**Explanation:** The indicated source table does not have any data parameters; therefore the current PRM table cannot be created.**Action:** Provide the name of a table that has data parameter(s) as the source for the PRM table, or cancel the table definition.**Source table "%" no longer exists. Use Select Table(s) screen to verify****Source:** Report Generator**Explanation:** One of the source tables used in this report no longer exists. The table has either been deleted or renamed.**Action:** Verify if the table has been deleted or renamed, and do one of the following:

- If the table has been renamed, select "Select Table(s)" from the main Report Generator screen. Exclude the table in question from the report and enter the new table name.

- If the table has been deleted and is no longer required in the report, select "Select Table(s)" from the main Report Generator screen and exclude the table in question from the report.

**Source table "%" potential occurrence width is too wide to COMMIT****Source:** TAM**Explanation:** The total length of the occurrence in the internal storage is greater than 2 016 bytes.**Action:** Reduce the occurrence length in the definition of the table.**Source table is required for table type %****Source:** Table Definer**Explanation:** You did not enter the name of a source table.**Action:** Enter the name of a table that will provide data for your current table definition.**Source table of type "%" is not allowed****Source:** Table Definer**Explanation:** You cannot define a parameter (PRM) or subview (SUB) table on the indicated type of table.**Action:** If you are defining a subview table, you can choose a DB2, 204, IDM, IMP, IMS, TDS, or VSM table as the source table.

If you are defining a PRM table, you can choose an IMP, TEM, or TDS table as the source.

**Source value overflowing mask specifications in \$PIC****Source:** Builtin Routines**Explanation:** The number you have used in a VALUE specification requires more digit placeholders than are available in the MASK specification.**Action:** Verify that MASK, VALUE specifications are compatible.**SOURCENAME must be % when SRC is %****Source:** Table Definer**Explanation:** The values of SOURCENAME and SOURCE must either be both present or both set to nulls.**Action:** Remove the values from SOURCENAME and SOURCE, or set the both their values accordingly.**Specification of parameter values CANCELLED****Source:** Security**Explanation:** You canceled from the screen where you supply parameter values to specify a table instance.**Action:** No action required.**SPECIFIED ACCUMULATIVE SCREEN PRINT INVALID, MUST BE "A", "E" OR "N"****Source:** S6BTLADM - MONITOR PROCESS**Explanation:** The value you entered for the accumulative screen print function is invalid.**Action:** Correct the input and retry your request. See the online help for more information.**SPECIFIED DISPLAY SCREEN INVALID, MUST BE "A" OR "I"****Source:** S6BTLADM - MONITOR PROCESS**Explanation:** The value you entered to identify which screen is to be displayed is invalid.**Action:** Correct your input and retry the request. See the online help screens for additional information.**SPECIFIED INTERVAL IS OUT OF RANGE (5 TO 60)****Source:** S6BTLADM - MONITOR PROCESS**Explanation:** The time interval you specified is not within the specified range.**Action:** Correct the interval and retry your request.**SPECIFIED INTERVAL SCREEN PRINT INVALID, MUST BE "Y" OR "N"****Source:** S6BTLADM - MONITOR PROCESS**Explanation:** The value you specified for the interval screen print is invalid; it must be Y or N.**Action:** Correct your input and retry the request.**SPECIFIED ITERATION IS OUT OF RANGE (5 TO 60)****Source:** S6BTLADM - MONITOR PROCESS**Explanation:** The number of iterations you requested is outside the specified range.**Action:** Correct the iteration count and retry the request.

**SPECIFIED MEMORY ADDRESS-LENGTH CONTAINS INVALID CHARACTERS****Source:** S6BTLADM - MEMORY DISPLAY**Explanation:** The value you entered for the memory location and or response length contains invalid characters.**Action:** Correct your input and retry the request.**SPECIFIED SCHEDULE IS NOT DEFINED****Source:** S6BTLADM-Resource Management**Explanation:** You have identified a schedule name that is invalid.**Action:** Either rekey the schedule name or use <PF10> to determine what schedules are currently available.**SPECIFIED SEG-DSN-ENT CONTAINS INVALID CHARACTERS****Source:** S6BTLADM - RPP DIRECTORY**Explanation:** The segment-data set or data set number you specified contained invalid characters.**Action:** Correct your input and retry your request.**SPECIFIED SEG-PAGE CONTAINS INVALID CHARACTERS****Source:** S6BTLADM - PAGE IMAGES**Explanation:** The segment and or page number you have specified is invalid.**Action:** Correct your input and retry.**SPECIFIED START ENTRY EXCEED DIRECTORY LIMITS****Source:** S6BTLADM - RPP DIRECTORY**Explanation:** The entry number you specified (segment-data set-entry number) exceeds the limit of the resident page directory.**Action:** Correct the entry number and retry your request.**Specify "Default" fields in "Source" section for Objectset "%"****Source:** Copy Defn/Data**Explanation:** You requested to copy an object set. However, you did not specify information required to identify objects referenced by that object set. For example, if the object set contains rules and you want to copy them as well, you must specify a Default Library.**Action:** Supply the needed information.**Specify a medium and select an action to produce report****Source:** Report Generator**Explanation:** This instruction appears when you enter the Execute screen. Before you do so, you may want to edit your report title, modify your field labels, add masks for the fields, save the report to the MetaStor only, or create the report rule.**Action:** Use Y to select one of the four destination media, as well as SAVE REPORT AND SEND TO DEST; then press <Enter> to produce your report.



**Specify a parameter, FILE, or DDNAME****Source:** Table Definer**Explanation:** You must specify either a parameter, Data Set or DDname for a VSM table.**Action:** Define a parameter or enter a data set name or DDname.**SPECIFY A SELECTION CODE AND PRESS <ENTER> FOR A NEW HELP TOPIC****Source:** S6BTLADM - COMMON MESSAGES**Explanation:** You must enter the selection number specified at the end of the current help text in order to progress to the next level (more detailed) of Help text.**Action:** No action required.**Specify all parameters either with table name or in WHERE****Source:** HLIPREPROCESSOR**Explanation:** Some table parameters appear in parentheses after the table name, and some appear in the WHERE clause.**Action:** Put all the parameters together in one place or the other.**Specify an IDgen parameter (parameter with a reference table)****Source:** Table Definer**Explanation:** You turned the IDgen flag on, but you did not specify an IDgen parameter for the table. A parameter with a reference table is treated as an IDgen parameter.**Action:** Specify an IDgen parameter, or turn the IDgen flag off.**Specify any justification required for titles shown****Source:** Report Definer**Explanation:** In a titles only report table, all rows are marked with T. The Titles/Mask screen can be used to specify any justification required for the displayed title rows.**Action:** Specify any justification for title rows.**Specify Default fields in Source section for Objectset "%"****Source:** Copy Definition**Explanation:** You have specified an object set but you have not specified the Default Library and Default Environment in the Source section. These are required to properly identify all objects in the object set.**Action:** Fill in the DEFAULT LIBRARY and DEFAULT ENVIRONMENT field in the Source section. Default Library will be used to find RULES in the object set; Default Environment will be used to copy screens in the object set.**Specify either default printer options or data set, not both****Source:** Batch Submission Tool**Explanation:** You specified both the default printer options and a data set.**Action:** Specify only one option.**Specify FILE or DDNAME****Source:** Table Definer**Explanation:** You must specify a data set name or a DDNAME for IMP or EXP tables.**Action:** Enter a data set name or a DDNAME.

**Specify NEW OWNER to transfer ownership of selected objects****Source:** Security**Explanation:** You attempted to use the TRANSFER&EXIT function from the Transfer Ownership function without specifying the new owner of objects to be transferred.**Action:** Type in the userid of the new owner, or use the USERIDS function to select from a list of potential new owners.**Specify one report medium at a time****Source:** Report Generator**Explanation:** The report can be sent to only one destination at a time, and you have specified more than one.**Action:** Specify one destination after the other.**SPECIFY OR PLACE THE CURSOR ON THE DESIRED TYPE AND RETRY YOUR REQUEST****Source:** S6BTLADM-Resource Management**Explanation:** In order to proceed from the current Resource Type List screen you must identify the "Type" you wish to process. The type can be identified by cursor positioning or by keying it into the Type input field at the bottom of the screen.**Action:** Identify the type and retry the request.**Specify Parameter(s) screen unavailable - no parameters for specified tables****Source:** Report Generator**Explanation:** The Specify Parameter(s) screen is irrelevant because none of the source data tables are parameterized.**Action:** No action required.**Specify required UNIT attribute****Source:** General**Explanation:** You must specify the UNIT for the object.**Action:** Enter a valid identifier for UNIT.**Specify table name for parameter % "%"****Source:** Report Generator**Explanation:** The first percent sign (%) is replaced with Name or Value. The indicated parameter name or parameter value is not accompanied by a table name.**Action:** Enter the table name for the parameter name or value.**Specify the class of parameter****Source:** Table Definer**Explanation:** CLASS is a required attribute for a parameter and a value must be specified for it.**Action:** Specify the appropriate class for the parameter. D is for data parameter and L is for Location parameter.**Specify the name of a table****Source:** Table Editor**Explanation:** Your action cannot be performed because you have not specified the name of the table.**Action:** Specify the name of the table.

**Specify TYPE and PATTERN before requesting SEARCH****Source:** Security**Explanation:** You requested the SEARCH function in the Transfer Ownership screen, but you did not specify the type of object to search for and the pattern to search for.**Action:** Specify the pattern (e.g., \*USR40\* or XYZ) and the type of object being sought: TBL (table), SCR (screen), RPT (report), LIB (library), GRP (group). Press the SEARCH PF key again.**Specify value for %****Source:** Table Definer**Explanation:** Required value is missing.**Action:** Specify a value for the object indicated in the message.**Specify values for ALL table parameters or set ALL DATA="Y"****Source:** Security**Explanation:** One of the following situations occurred:

- You are specifying a table instance or the whole table before managing permissions to a parameterized table
- While specifying table permissions for an object set definition, you left ALL DATA set to N and did not specify values for each parameter of the table

**Action:** If you want to refer to the whole table, set ALL DATA to Y and set all the parameter values to NULL. If you want to refer to just one instance of the table, set ALL DATA to N and supply a value for each table parameter before pressing <Enter> to continue.**Split this line before trying to replace "%" with "%"****Source:** Rule Editor**Explanation:** Replacing the first token by the second one may cause a line overflow.**Action:** If appropriate, split the line as suggested.**Start by using Select Table(s) screen****Source:** Report Generator**Explanation:** To generate a report, you must first supply a source table name. The source table(s) will provide the information needed.**Action:** Type S in the Select Table(s) field to access the screen.**START CONNECTION REQUEST REJECTED, CONNECTION IN PROGRESS OR AT LIMIT****Source:** S6BTLADM-Resource Management**Explanation:** After verifying your <PF9> start request the system determined either all the required connections were present or the system was currently initiating connections for the displayed resource detail.**Action:** No action required.**START NUMBER must be less than or equal to END NUMBER****Source:** Promotion**Explanation:** The START NUMBER and END NUMBER fields provide a way to limit the range of the change requests queried. The first number in the range must be less than or equal to the last number. If both numbers are the same, only one change request will be in the range of the query.**Action:** Correct the range and try the query again.

**START position operand of the SUBSTRING function is greater than the length of the string****Source:** Interpreter**Explanation:** Internal error. The message log contains a more detailed error message.**Action:** Do the following:

1. Press <PF2> and print the log.
2. Contact TIBCO Support with the log and a description of the actions performed before the message was displayed.

**START position operand of the SUBSTRING function is less than 1****Source:** Interpreter**Explanation:** Internal error. The message log contains a more detailed error message.**Action:**

1. Press <PF2> and print the log.
2. Contact TIBCO Support with the log and a description of the actions performed before the message was displayed.

**START REQUEST IS INVALID FOR RESOURCES THAT DO NOT SUPPORT USER IDPREFIX****Source:** S6BTLADM-Resource Management**Explanation:** You pressed <PF9> to start a Data Object Broker generated connection; however, the Detail entry currently displayed does not have a "User ID Prefix" and does not support connection generation.**Action:** No action required; invalid operation.**Starting \*\*\* Phase 1 of Apply \*\*\*****Source:** Promotion**Explanation:** Starting Phase 1 of the apply process used to apply a promotion to a separate system. There are 3 phases.**Action:** No action required.**Starting \*\*\* Phase 2 of Apply \*\*\*****Source:** Promotion**Explanation:** Starting Phase 2 of 3 phases.**Action:** No action required.**Starting \*\*\* Phase 3 of Apply \*\*\*****Source:** Promotion**Explanation:** Starting the last phase.**Action:** No action required.**STARTING APPLY FOR CHANGE REQUEST #% FROM NODE %****Source:** Promotion**Explanation:** The Promotion tool is starting the application of the specified change request from the specified source node.**Action:** No action required.**STARTING BACKOUT OF CHANGE REQUEST #%****Source:** Promotion**Explanation:** The Promotion utility is starting to back out the specified change request.**Action:** No action required.

**Starting EXECUTE of rule %****Source:** Debugger Utility**Explanation:** Provides feedback.**Action:** No action required.**STARTING EXTRACT OF CHANGE REQUEST #%****Source:** Promotion**Explanation:** The Promotion utility is extracting the change request specified.**Action:** No action required.**STARTING PROMOTION OF CHANGE REQUEST #%****Source:** Promotion**Explanation:** The promotion of the specified change request is beginning.**Action:** No action required.**Starting TRANSFERCALL to rule %****Source:** Debugger Utility**Explanation:** Provides feedback.**Action:** No action required.**Static SQL generated for Table %****Source:** Static SQL for DB2 Gateway**Explanation:** Static SQL was successfully generated for the table.**Action:** No action required.**Static SQL removed from Table %****Source:** Static SQL for DB2 Gateway**Explanation:** The definition of the table indicates that Static SQL is no longer available.**Action:** Manually delete the code previously generated.**Status cleared for % % %****Source:** Promotion**Explanation:** You have cleared the status for the specified object. If this object was previously selected for promotion, deletion, or execution, it is no longer included in the change request.**Action:** No action required.**Status of change request % changed to "%"****Source:** Promotion**Explanation:** The status of the specified change request has been changed to one of the following:

- A (Accepted)
- B (Back Out)
- C (Completed)
- I (Incomplete)
- J (Batch Job Submitted)
- L (Loaded)
- P (Pending)
- R (Backed Out)
- S (Saved)
- U (Unaccepted)
- V (Verified)
- X (Extracted).

**Action:** No action required.

**Status of promotion request % is not "C"****Source:** Promotion**Explanation:** You tried to back out a promotion, but you cannot do so unless the status is C (Completed).**Action:** No action required.**Stop Debugger Requested****Source:** Builtin Routines**Explanation:** You have entered the STOPDEBUGGER primary command. This provides feedback.**Action:** No action required.**STOP TYPE = type AND GROUP = group REQUEST HAS BEEN ISSUED****Source:** S6BTLADM-Resource Management**Explanation:** This message acknowledges the receipt of confirmation for the stop server request for the type and group identified in the message.**Action:** No action required.**Storage at error % %****Source:** Interpreter**Explanation:** This message is used by the TIBCO Object Service Broker program that produces the Information Log.**Action:** For more information, show this message to a System Programmer.**Storage limit exceeded****Source:** Session Manager**Explanation:** Insufficient memory exists to run the transaction.**Action:** Ensure that the applications you are running do not use an excessive amount of storage. Review the usage of session tables.**Storage management initialization of scope TRANSACTION failed with a return code of #****Source:** Session Manager**Explanation:** Internal error.**Action:**

1. Press <PF2> and print the log.
2. Contact TIBCO Support with the log and a description of the actions performed before the message was displayed.

**Storage management termination of scope TRANSACTION failed with a return code of #****Source:** Session Manager**Explanation:** Internal error.**Action:** Do the following:

1. Press <PF2> and print the log.
2. Contact TIBCO Support with the log and a description of the actions performed before the message was displayed.

**Stored selection error: %****Source:** TAM**Explanation:** A table definition stored selection could not be parsed. The message log will contain a more detailed error message.**Action:** Review the message log.

**Stored selection field "%" not in table "%"****Source:** TAM**Explanation:** A stored table selection refers to a field which is not specified in the definition of the table.**Action:** Do one of the following:

- Include the field in the table definition.
- Remove the stored table selection.

**String "%" is not a valid name****Source:** General**Explanation:** The string does not contain a valid TIBCO Object Service Broker name.**Action:** Enter a valid TIBCO Object Service Broker name. Valid entries are any character string up to 16 characters beginning with a letter (A-Z) or a special character (\$ or #), and continuing with more letters, special characters, digits (0-9), or underscore characters (\_).**String "%" is not a valid name****Source:** Secure Audit Log**Explanation:** The string does not contain a valid TIBCO Object Service Broker name.**Action:** Enter a valid TIBCO Object Service Broker name. Valid entries are any character string up to 16 characters beginning with a letter (A-Z) or a special character (\$ or #), and continuing with more letters, special characters, digits (0-9), or underscore characters (\_).**String size error on table %; occurrence skipped % %****Source:** Unload/Load**Explanation:** The specified field of the specified table was too small to hold the specified value; hence, the occurrence was skipped.**Action:** No action required.**String too long to be scripted****Source:** Character-based Text Editor**Explanation:** The string is too long to be scripted and displayed on the screen.**Action:** Shorten the string.**String value is too large to return****Source:** Interpreter**Explanation:** One of the following occurred:

- The argument LENGTH for HEADSTRING exceeds 4000.
- The argument LENGTH for TAILSTRING exceeds 3999.

**Action:** Verify the argument of the tool involved.**STRINGSIZE detected when evaluating source of report field "%" of report table "%"****Source:** Report Server**Explanation:** The derived report field is too small to hold the string value that is assigned to it.**Action:** Review the source of the derived report field and the input data used to set its value. Change the definition of the derived field appropriately.

**Subfield cannot be a parameter****Source:** Table Definer**Explanation:** You cannot select a subdivided field as a parameter.**Action:** No action required.**Subfield cannot be a primary key****Source:** Table Definer**Explanation:** You cannot select a subdivided field as a primary key.**Action:** No action required.**Subfields cannot be access value fields****Source:** Table Definer**Explanation:** You cannot store an access value in a subdivided field.**Action:** No action required.**Submit failed: %****Source:** Batch Submission Tool**Explanation:** An error was encountered when a batch request was submitted to a batch queue.**Action:** Contact TIBCO Support.**Submitted % - output will appear in %****Source:** Print Rules**Explanation:** You pressed <PF5> or <PF6> and directed the output to a data set. The output is the PRINT TREE if you pressed <PF5>, or CROSS REFERENCE if you pressed <PF6>. The name of the data set is given in the message.**Action:** No action required.**Submitted % to print at %****Source:** Secure Audit Log**Explanation:** This message notifies you that you have printed the specified report to the given medium.**Action:** No action required.**Submitted %****Source:** Print Rules**Explanation:** You pressed <PF5> or <PF6> with Hardcopy set to Y. The output is either a PRINT TREE if you pressed <PF5>, or a CROSS REFERENCE if you pressed <PF6>.**Action:** No action required.**Subroutine "%" is being called as a function****Source:** Interpreter**Explanation:** You are using a procedural routine as a function. Note that CICS or IMS external routines may not be used as functions.**Action:** Verify the name of the routine or the usage.**Subview "%"'s primary key fields are not the same as its source table primary key fields****Source:** TAM**Explanation:** The primary key fields of the subview must be compatible with the source table, and the same number of fields must exist.**Action:** Change the definition of the subview.



**Subview "%" has different primary key(s) than its source****Source:** TAM**Explanation:** The source field name of a subview primary key field is different from the name of the primary key for the source table.**Action:** Modify the subview table definition so that the source field of the subview primary key is the same as the primary key in the source table.**Subview selection criteria not met****Source:** TAM**Explanation:** An INSERT, REPLACE, or DELETE operation on a subview table has failed. The occurrence to be manipulated did not meet the stored selection criteria.**Action:** Modify the selection criteria in the subview table definition.**Sum of parameter value lengths (%) exceeds maximum (%)****Source:** Security**Explanation:** You are specifying a table instance by providing values for the table's parameters (i.e., before viewing a permissions list of the instance, or while specifying table instances for the object set definition), and the sum of the lengths exceeds the maximum.**Action:** You can shorten the parameter values or use the whole table permissions to set the permissions.**SUMMARY field "%" of report table "%" must be a sort field of across report "%"****Source:** Report Server**Explanation:** For Across Reports, all SUMMARY fields must also be SORT fields.**Action:** Use the Report Definer to add the SUMMARY field to the list of SORT fields.**SUMMARY LIST SORTED BY  
XXXXXXXXXXXXXXXXXX****Source:** S6BTLADM - USER ACTIVITY**Explanation:** Notification of the sort order of the displayed list of Execution Environment connections.**Action:** No action required.**SUMMARY\_BY field must exist if  
ACROSS\_BY specified****Source:** Report Definer**Explanation:** All Across Reports must be summaries. SUMMARY\_BY controls rows; SORT\_ACROSS\_BY controls columns.**Action:** Enter at least one SUMMARY\_BY field.**SUPPLIED TYPE (type) IS INVALID, RETRY  
YOUR REQUEST OR PRESS PF5 TO ADD****Source:** S6BTLADM-Resource Management**Explanation:** The type value you keyed in does not exist.**Action:** If you want to add a new Resource Type, press <PF5> to invoke the Resource Detail screen in input mode so the new resource can be added. If you are trying to display an existing Resource, either rekey the value or select the type from the displayed list.

**SUPPLIED TYPE (type) IS MISSING OR INVALID, STOP REQUEST WILL BE IGNORED****Source:** S6BTLADM-Resource Management**Explanation:** When the Stop request was made the cursor was not positioned on a defined Resource Type or the value keyed in the Type input field does not identify an existing Resource Type.**Action:** Identify a valid Resource Type and reissue the Stop request.**Supply report name****Source:** Report Definer**Explanation:** A report name is required.**Action:** Supply a report name.**Supply target (line command A = after) for MOVE command****Source:** Report Definer**Explanation:** A move (M) line command was issued without a corresponding after (A) line command to indicate where to move the rows.**Action:** Place an after (A) line command on the row that is the target position for the moved rows.**SYNC failed - too many updates to be committed****Source:** TAM**Explanation:** The updates to be committed exceeded 16 KB in size, and therefore were not applied.**Action:** Review the message log.

Change the appropriate rules to commit more frequently.

**SYNC processing failed, possible duplicate or non-existent key in mass update table****Source:** TAM**Explanation:** Within the mass insert data, an entry with a duplicate key or an entry without a key occurred.**Action:** Find and remove the duplicate entry, or ensure that every entry has a key.**Syntax % is not allowed for primary key "%"****Source:** Table Definer**Explanation:** You cannot define the specified syntax as a primary key. Valid syntaxes for a primary key are:

- C - fixed-length character string
- V - variable-length character string
- B - binary
- P - packed decimal

**Action:** Do one of the following:

- Change the syntax of the primary key to C, V, B, or P.
- Designate a different field as the primary key.

**SYNTAX ERROR:"%" is not a valid field on table "%"****Source:** Report Definer**Explanation:** The indicated field was entered as part of a selection string and does not exist in the current definition of the report.**Action:** Ensure that selection strings contain only valid fields that appear in the definition area of the report.

**Syntax error: "%" encountered when expecting %**

**Source:** HLIPREPROCESSOR

**Explanation:** An unexpected token was found.

**Action:** Correct the syntax of the statement.

**SYNTAX ERROR: "%" when expecting "%", "%", "%"**

**Source:** Report Definer

**Explanation:** Syntax error.

**Action:** Correct the syntax as indicated in the message.

**SYNTAX ERROR: "%" when expecting "%"**

**Source:** Report Definer

**Explanation:** Syntax error.

**Action:** Correct the syntax as indicated in the message.

**SYNTAX ERROR: input "%"; expected %**

**Source:** Parse

**Explanation:** The input token was seen when the parser expected to see the token named.

**Action:** Check the syntax of the input and change it as required.

**SYNTAX ERROR: too % ")"**

**Source:** Parse

**Explanation:** You have mismatched parentheses in your input; there are too few or too many parentheses.

**Action:** Review your input and add or remove parentheses as required.

**Syntax error in %**

**Source:** Print Table

**Explanation:** The table name or parameter list is not syntactically correct.

**Action:** Check for typing errors.

**Syntax error in Derived field definition "%"**

**Source:** Report Definer

**Explanation:** The Rule/Field value entered as a definition for a derived field contains a syntax error.

**Action:** Correct the syntax error. If the definition is a rule or an expression, see the TIBCO Object Service Broker documentation for syntax information. If the definition is a tool, see the TIBCO Object Service Broker documentation for the correct syntax.

**Syntax error in primary command; press <PF1> for Help**

**Source:** Table Editor

**Explanation:** You entered a primary command with invalid syntax.

**Action:** Press <PF1> for descriptions of valid syntax for the primary commands and correct the command.

**Syntax error in rule arguments at "%"**

**Source:** Interpreter

**Explanation:** Internal error. The message log contains a more detailed error message.

**Action:**

1. Press <PF2> and print the log.
2. Contact TIBCO Support with the log and a description of the actions performed before the message was displayed.

**SYNTAX ERROR in SELECTION specified for DAT table****Source:** CA-Datcom Table Definer**Explanation:** Your selection information, in the CORE context of this Table Definition, contains a syntax error.**Action:** Go to the CORE context and correct the syntax error in the SELECTION specification.**Syntax error in signature for Java external routine "%"****Source:** Interpreter**Explanation:** There is a syntax error in the specification of the Java external routine in the LIBNAME field of the corresponding row of the ROUTINES table.**Action:** Correct the value of the LIBNAME field.**SYNTAX ERROR on SELECTION for REF DATA source table "%"****Source:** Unload**Explanation:** One of the objects which was requested for unload has, as part of it, some data which is referenced in the object's definition. However, there is a problem with the specification of this data to unload in the object type definition data.**Action:** This problem should be reported to the System Administrator since it should not be the case there are problems in the object type specifications for unloadable objects.**SYNTAX ERROR on SELECTION for REF DEFN source table "%"****Source:** Unload**Explanation:** There is a problem in the object type definition for one of the objects you requested to unload.**Action:** Report this problem to your System Administrator since there should not be a problem with object type definitions of unloadable objects.**Syntax F is not permitted for a parameter definition****Source:** Table Definer**Explanation:** You cannot define a floating point field as a parameter field in a MetaStor IMS table.**Action:** Change the syntax of the field or do not select it as a parameter.**Syntax F is not permitted for a primary key.****Source:** Table Definer**Explanation:** A field defined with floating point syntax cannot be chosen as a primary key for a MetaStor IMS table.**Action:** Change the syntax of the field or do not select it as a primary key.**Syntax of field "%" is not valid for reports****Source:** Report Generator**Explanation:** The indicated field has a syntax that is not valid for reports.**Action:** Remove the indicated field.

**System error, please see your system administrator****Source:** HLIPREPROCESSOR**Explanation:** An error occurred in the preprocessor.**Action:** Contact TIBCO Support.**System error - error detected in table scope stack; expected "%" but found "%"****Source:** Interpreter**Explanation:** Internal error. The message log contains a more detailed error message.**Action:**

1. Press <PF2> and print the log.
2. Contact TIBCO Support with the log and a description of the actions performed before the message was displayed.

**System error - overflow of executor scope stack****Source:** Interpreter**Explanation:** Internal error. The message log contains a more detailed error message.**Action:**

1. Press <PF2> and print the log.
2. Contact TIBCO Support with the log and a description of the actions performed before the message was displayed.

**System error - table "%" has no event nodes****Source:** Interpreter**Explanation:** Internal error. The message log contains a more detailed error message.**Action:**

1. Press <PF2> and print the log.
2. Contact TIBCO Support with the log and a description of the actions performed before the message was displayed.

**System error - table name "%" cannot be found in executor****Source:** Interpreter**Explanation:** Internal error. The message log contains a more detailed error message.**Action:**

1. Press <PF2> and print the log.
2. Contact TIBCO Support with the log and a description of the actions performed before the message was displayed.

**System error in HLL preprocessor, rule %****Source:** HLIPREPROCESSOR**Explanation:** An error occurred in the indicated rule.**Action:** Contact TIBCO Support.**System error in HLL preprocessor, table %****Source:** HLIPREPROCESSOR**Explanation:** A table provided with the system contains an error.**Action:** Contact TIBCO Support.**System failed during sync processing****Source:** TAM**Explanation:** The Data Object Broker was unable to complete the updates in a SYNC message. There was either a lock buffer overflow or there were too many updates.**Action:** Commit updates more often. If many table sets are being updated in the same transaction, use the EXECUTE statement to update them in separate transactions.

**System internal error - display of argument prompt screen failed**

**Source:** Session Manager

**Explanation:** Internal error.

**Action:** Verify that your 3270 display is functioning correctly. If it is not, then contact your system administrator.

**System routines cannot be edited: routine "%"**

**Source:** Global Cross Ref. Search

**Explanation:** You placed the cursor beside a system routine and pressed <PF6>. System routines cannot be edited.

**Action:** No action required.

**System tables have been generated**

**Source:** Promotion

**Explanation:** GEN\_SYS\_TBLS has run successfully.

**Action:** No action required.

**System tables have been loaded**

**Source:** Promotion

**Explanation:** LOAD\_SYS\_TBLS has run successfully.

**Action:** No action required.

## Messages beginning with: T

---

**T = TITLE rows/cols H = HEADING rows F = FINAL cols**

**Source:** Report Definer

**Explanation:** The code T or H can be used to designate a row as a title or heading row. For Across reports only, the code T or F can be used to designate a column as a title or final column.

**Action:** Enter or change all title or heading rows by entering the correct code on the command line for the row. For Across reports only, enter or change all title or final columns by entering the correct code on the line bar at the desired column.

**TABLE.\* expected on both sides of an assign-by-name statement**

**Source:** Rule Editor

**Explanation:** An invalid assignment-by-name statement was detected.

**Action:** Check the Processing manual for the syntax of an assignment-by-name statement.

**Table "%", field "%" has no source field in source table "%"**

**Source:** TAM

**Explanation:** Cannot find the field in the source table that corresponds to the given field.

**Action:** Use a different source field for the given field, and make the appropriate changes in the definition of the given table.

**Table "%", parameter "%" has no source parameter in "%" source table**

**Source:** TAM

**Explanation:** Cannot find the field in the source table that corresponds to the given parameter.

**Action:** Use a different source field for the given parameter, and make the appropriate change in the definition of the given table.

**Table "%" and its fields excluded - selection removed**

**Source:** Report Generator

**Explanation:** The source data table and its fields have been excluded. Since some of its fields are referenced in the selection criteria, the selection criteria were also removed.

**Action:** No action required.

**Table "%" and its fields excluded**

**Source:** Report Generator

**Explanation:** The source data table and its fields have been excluded at your request.

**Action:** No action required.

**Table "%" can only be BROWSED**

**Source:** Table Editor

**Explanation:** Some types of tables may only be browsed, for example tables of type PRM. You have attempted to edit one of these types of tables.

**Action:** Use the Table Browser on the table.

**Table "%" cannot be referred to more than once****Source:** Security**Explanation:** You referred to a particular table more than once while specifying table permissions for an object set definition. Since the table is not parameterized, the entry refers to the whole table and thus only one entry is allowed.

NOTE: You can refer to a parameterized table more than once, but you must specify either the instance involved for each entry, or refer to the whole table.

**Action:** Remove duplicate entries from the list by replacing the table name with blanks, nulls, or another table name.**Table "%" copied into table "%"****Source:** Table Editor**Explanation:** The contents of the source table have been copied into the destination table.**Action:** No action required.**Table "%" could not previously be bound****Source:** TAM**Explanation:** No bound data occurred for the table in the fixed storage; therefore, the data could not be found and used.**Action:** No action required.**Table "%" does not exist or has no location parm****Source:** Promotion**Explanation:** In order to remotely apply a change that involves table data, the table in question must have a location parameter.**Action:** Ask your Promotion Administrator to unaccept your change by selecting U, then roll it back and add a location parameter to the specified table and submit your change again.**Table "%" does not exist****Source:** Builtin Routines**Explanation:** Formatting of a table buffer by \$FORMATROW failed. The table is not defined or \$FORMATROW was called before the access to the table in the transaction.**Action:** Contact TIBCO Support.**Table "%" does not exist****Source:** Report Generator**Explanation:** The indicated data table does not exist. A data table must be created before you can use it to generate a report.**Action:** Remove the indicated table.**Table "%" does not exist****Source:** Security**Explanation:** You referred to a non-existent table.**Action:** Remove the entry or correct it.**Table "%" has already been specified****Source:** Report Generator**Explanation:** You specified the indicated source data table more than once.**Action:** Remove one of the duplicate source data tables from the input area.



**Table "%" has invalid or non-existent source table "%"****Source:** TAM**Explanation:** The source table cannot be found.**Action:** Check the definition of the table and see if it uses a valid source table.**Table "%" has no fields****Source:** Interpreter**Explanation:** Internal error. The definition of the table has been altered.**Action:**

1. Press <PF2> and print the log.
2. Contact TIBCO Support with the log and a description of the actions performed before the message was displayed.

Use only the Table Definer to modify table definitions.

**Table "%" is empty****Source:** Table Editor**Explanation:** This message confirms that the indicated table is empty.**Action:** No action required.**Table "%" is not a metadata IMS table.****Source:** Table Definer**Explanation:** The table specified in the COPY command is not a MetaStor IMS table. You cannot copy the definitions of other types of tables into a MetaStor IMS table.**Action:** You can execute the COPY command again, and provide a valid MetaStor IMS table as the source table.**Table "%" is NOT a PARAMETERIZED table****Source:** Security**Explanation:** You requested the PARMS function for a non-parameterized table in the table permissions screen of an object set definition.**Action:** No action is required.**Table "%" is not a report table of report "%"****Source:** Report Server**Explanation:** The application is attempting to INSERT into a report table that is neither a body nor a fixed report table. Either the wrong report name was specified, or the name of the report table was misspelled.**Action:** Use the Report Definer to determine and specify the correct name.**Table "%" is not defined****Source:** Debugger Utility**Explanation:** You have tried to list (or set) a field of an undefined table.**Action:** Verify the spelling of the table to be listed (or set).**Table "%" is not one of the data tables in the preceding rows****Source:** Report Generator**Explanation:** You can only relate a source data table to another source table that precedes it.**Action:** Choose another table to relate to.

**Table "%" is not related to a preceding table****Source:** Report Generator**Explanation:** The indicated table is not related to any other source data tables. Each table (except the first one) must be related to another source data table.**Action:** Relate a field of the indicated table to a preceding data table.**Table "%" is undefined****Source:** Interpreter**Explanation:** A table access was attempted on a table which is not defined.**Action:** Verify the spelling of the table name or define the table.**Table "%" must be of type "%"****Source:** Table Definer**Explanation:** Specify the table type indicated in the message.**Action:** An invalid table type was entered. Table type must be the same as the one indicated in the message.**Table "%" needs % data parameter(s) and % location parameter****Source:** Table Editor**Explanation:** You tried to edit or browse another table using the EDIT or BROWSE command but you specified the wrong number of parameters.**Action:** Supply the right number of parameter(s).**Table "%" no longer exists****Source:** Promotions Bind Tools**Explanation:** The specified table was previously bound but no longer exists.**Action:** No action required.**Table "%" not found****Source:** Print Rules**Explanation:** A table that you specified for indirect calls does not exist.**Action:** Correct the table name.**Table "%" NOT found****Source:** Table Editor**Explanation:** The specified table cannot be found.**Action:** Check the table name and existence of the specified table.**Table "%" not in virtual Screen "%"****Source:** Screen Server**Explanation:** The rule has attempted to insert, delete or replace an occurrence from a screen table. This screen table has been specified with the wrong screen as its parameter.**Action:** Do one of the following:

- Specify a screen which already contains the desired screen table as the parameter to the screen table in the rule.
- Using the Screen Table Painter, add the desired screen table to the screen.

**Table "%" not printed because a PRM table was not found****Source:** Print Definition**Explanation:** You are trying to print an object and a table which stores part of the object's definition. A PRM table for that table is required.**Action:** Define a PRM table for that table and try the operation again.**Table "%" not printed****Source:** Print Definition**Explanation:** You are trying to print an object and a table which stores part of the object's definition is not printed.**Action:** Read the message log and find out the reason why the table is not printed.**Table "%" of type "%" is not allowed****Source:** Report Generator**Explanation:** You cannot use the indicated type of table as a source data table for generating a report.**Action:** Choose any type of table except one of the following:

- Export table (EXP)
- Report table (RPT)
- Screen table (SCR)
- Temporary table (TEM).

**Table "%" of VSAM % "%" not open for update****Source:** TAM**Explanation:** You requested a REPLACE or DELETE operation, but the VSAM data set is not open for update. The variables, from left to right, are as follows:

1. The name of the table

2. Either "file" or "DDNAME"
3. The name of the file or the DDNAME

**Action:** Ensure that the table definition for this table specifies Y in the UPDATE field and N in the LOAD field.**Table "%" printed****Source:** Print Definition**Explanation:** You are trying to print an object and a table which stores part of the object's definition is printed.**Action:** No action required.**Table "%" PRINTED****Source:** Table Editor**Explanation:** The specified table was printed as a result of the PRINT command.**Action:** No action required.**Table "%" requires % parameter(s)****Source:** Table Editor**Explanation:** The message indicates how many parameters the table has been defined with. You have attempted to supply a different number of parameters.**Action:** Do one of the following:

- Add or remove parameters as required
- Do not specify any parameters so that you can have the Table Browser/Editor prompt for them.

**Table "%" requires % parameter(s)****Source:** Batch Control Card**Explanation:** The number of parameters you supplied in the selection string for the indicated table does not match the actual number of parameters for the table.**Action:** Check the parameter list from the table definition and change the selection string accordingly.**Table % already exists; choose another name****Source:** Promotion**Explanation:** To run GEN\_SYS\_TBLS, you must provide a table name for the system to create a table. If a table with the specified name already exists, this message appears.**Action:** Use a different table name.**Table % cannot be moved due to minimal table definition****Source:** Table Editor**Explanation:** MOVTAB failed. Requested table to be moved is a minimal table definition. Segment# of the table is not changed.**Action:** No action required. Refer to the Shareable Tools manual for more information on MOVTAB.**Table % cleared****Source:** Table Editor**Explanation:** Some or all occurrences of the specified table have been deleted as requested.**Action:** No action required.**Table % does not exist or is of type "OBJ" or "EXP"****Source:** Print Table**Explanation:** Rule object code (OBJ) and export (EXP) tables are not printed.**Action:** Verify your choice of table.**Table % does not exist****Source:** Host Language Interface**Explanation:** The indicated table does not exist.**Action:** Check the name of the table; define the table if it is not defined.**Table % does not exist****Source:** Print Table**Explanation:** The table specified does not exist.**Action:** Check your command for typing errors.**Table % does not have a field called %****Source:** Print Table**Explanation:** The specified field is not a field of the table.**Action:** Correct the field name.**Table % does not have a field named %****Source:** Host Language Interface**Explanation:** The indicated table does not have a field with the indicated name.**Action:** Correct the field name.

**Table % does not have a parameter named %****Source:** Host Language Interface**Explanation:** The indicated table does not have a parameter with the indicated name.**Action:** Correct the parameter name or the table name.**Table % has a SIX that is incompatible with the backup; delete SIX before Backout****Source:** Promotion**Explanation:** One of the secondary index fields of this table does not exist in the backup file.**Action:** Remove the secondary index before proceeding with the Backout.**Table % has already been defined under Serverid %****Source:** Table Definer**Explanation:** The specified defined table has already been mapped to another Serverid under the same external DBMS.**Action:** Enter a Serverid that is not in use.**Table % has already been unloaded****Source:** Unload/Load**Explanation:** You entered the table name more than once in the selection screen. You cannot unload a table more than once.**Action:** No action required.**Table % has more than 4 parameters; No occurrences unloaded****Source:** Unload/Load**Explanation:** A table cannot have more than four parameters. No occurrences are unloaded.**Action:** Correct the definition of the source table.**Table % has no primary key; No % loaded****Source:** Unload/Load**Explanation:** No primary key exists in the table you are loading.**Action:** Check the definition of the table and designate a primary key.**Table % is already defined****Source:** Host Language Interface**Explanation:** A definition has already been generated for the indicated table.**Action:** Put the DECLARE TABLE command before any other commands, such as DECLARE CURSOR, which cause the definition to appear automatically.**Table % is empty****Source:** Character-based Text Editor**Explanation:** You specified an empty source text table with the COPY command.**Action:** No action required.**Table % is not a TDS table; No % loaded****Source:** Unload/Load**Explanation:** You can only load occurrences of a TDS-type table.**Action:** No action required.**Table % is not a text table****Source:** Character-based Text Editor**Explanation:** TED was called with an input table that does not have the fields required to hold text.**Action:** Call TED with a table that meets the specifications for text. Refer to the Shareable Tools manual for information about defining the table.

**Table % is not an entry in TABLES****Source:** Unload/Load**Explanation:** The requested table cannot be found in the system. This message appears in the user log.**Action:** Ensure that a table by that name exists and unload the table again.**Table % is not defined in this program****Source:** Host Language Interface**Explanation:** The indicated table is not defined in this program.**Action:** Define the table either by using DEFINE TABLE or by declaring a cursor on the table.**Table % is undefined****Source:** HLIPREPROCESSOR**Explanation:** The indicated table is not defined in the TIBCO Object Service Broker database, or was not defined in a DEFINE TABLE statement.**Action:** Make sure the DEFINE TABLE statement specifies a table that is already defined to TIBCO Object Service Broker.**Table % moved to segment %****Source:** Table Editor**Explanation:** Your request to move the table to the specified segment was successful.**Action:** No action required.**Table % must appear in the join before %****Source:** Print Table**Explanation:** The table used for the matching field does not previously appear in the join.**Action:** Add the table to the join. If it is already in the join, try changing the order of the tables in the join.**Table % NOT cleared****Source:** Table Editor**Explanation:** The request to clear the indicated table is canceled.**Action:** No action required.**Table % not supported in % since field % has syntax F 16****Source:** HLIPREPROCESSOR**Explanation:** A field of the table has syntax F (floating point) length 16, which is not supported in COBOL.**Action:** Change the definition of the table or use another table.**Table % of % cannot be included in a promotion request****Source:** Promotion**Explanation:** This table cannot be promoted through the promotion system because:

- It is used by the promotion system
- The table contains data that is specific to the system, such as valid userids or borrowing rights.
- The table contains data that is shared by systems, such as @SCHEDULEMODEL.

The first % is OCCURRENCES or DEFINITION. The second % is the table name.

**Action:** If you want to promote the table anyway, contact TIBCO Support.

**Table % or % may not exist or be a screen and screen table**

**Source:** Character-based Text Editor

**Explanation:** GEN\_TED was called with parameters that are not the names of a screen and a screen table.

**Action:** Correct the call to GEN\_TED.

**Table % requires % parameter(s)**

**Source:** Print Table

**Explanation:** A table was specified with the incorrect number of parameters.

**Action:** Correct the parameter list.

**Table % requires % parameters**

**Source:** Character-based Text Editor

**Explanation:** You entered the incorrect number of parameters for a table.

**Action:** Correct the parameter list.

**Table % requires % parameters**

**Source:** Host Language Interface

**Explanation:** The indicated table requires the given number of parameters to be specified explicitly.

**Action:** Put the required parameter specification right after the table name.

**Table % will not be bound**

**Source:** Table Editor

**Explanation:** Either your request to reset the bind on the table was successful, or you attempted to bind something other than the table definition or data.

**Action:** If your request was successful, no action is required. If you attempted to bind something other than the table definition or data, try again and specify either the definition or data.

**Table %**

**Source:** Interpreter

**Explanation:** This message is used by the TIBCO Object Service Broker program that produces the Information Log.

**Action:** Study the TIBCO Object Service Broker Information Log.

**Table '%' deleted**

**Source:** Delete Definition

**Explanation:** Inform the user that the specified table has been deleted.

**Action:** No action required.

**Table '%' does not exist**

**Source:** Delete Definition

**Explanation:** You are trying to delete a table but the table does not exist.

**Action:** Check and see whether the table really exists.

**Table @PROMBOUNDDBJS contains data; run @PROMBINDBDBJS****Source:** Promotions Bind Tools**Explanation:** Objects have been unbound with the @PROMUNBINDBDBJS tool and have not all been successfully rebound using the @PROMBINDBDBJS tool.**Action:** Run the @PROMBINDBDBJS tool to restore the bind information before attempting to unbind objects again.**Table access error detected when loading the definition of table "%"****Source:** Interpreter**Explanation:** Internal error. The definition of the table has been altered.**Action:**

1. Press <PF2> and print the log.
2. Contact TIBCO Support with the log and a description of the actions performed before the message was displayed.

Use only the Table Definer to modify table definitions.

**Table access error****Source:** Interpreter**Explanation:** This message generally introduces more specific messages that describe the error encountered.**Action:** Read the messages that follow in the Information Log.**Table contains data; modifications are restricted****Source:** Table Definer**Explanation:** The specified table contains data. Modifications of the table definition are restricted to the unprotected fields. Note that the length of the fields can only be increased, not decreased.**Action:** No action required.**Table definer for % type tbl not available****Source:** Table Definer**Explanation:** The Table Definer tool cannot be used for the table type specified in the particular presentation environment.**Action:** Press <PF1> for a listing of table types accessible from the Table Definer.**Table definition at location "%" has "%" which are incompatible with definition at this location****Source:** TAM**Explanation:** A distributed transaction encountered a table definition at the named location which was incompatible with the definition at this location. Definitions do not have to be identical on both systems, but PARMs, FIELDS, ORDERING, SELECTION, and CODEPAGE must match.**Action:** Determine which definition item is incompatible and use the Table Definer to correct it.



**Table definition at this location has no LOCATION parm; % can not be accessed remotely****Source:** TAM**Explanation:** A distributed transaction encountered a table definition that did not have a location parameter at the remote TIBCO Object Service Broker system. A table without a location parameter cannot be accessed remotely.**Action:** Use the Table Definer on the remote system to add an appropriate location parameter. Note that this may not be an error; the remote system's administrator may have chosen to make a table accessible from that system only, by not defining a location parameter.**Table definition changes cancelled****Source:** Table Definer**Explanation:** Changes to the table definition were canceled at your request when you pressed <PF12> to cancel.**Action:** No action required.**Table definition could not be bound from location "%"****Source:** TAM**Explanation:** A table's definition implied that it was to be obtained from another location. However, the definition was invalid or the message failed. In either case, subsequent message log text will specify the reason.**Action:** Preceding messages will identify the error in the definition or the distributed message.**Table definition does not have a field number %****Source:** Builtin Routines**Explanation:** Formatting of a table buffer by \$FORMATROW failed. The table does not have an i-th field. The format string does not match the definition of the table.**Action:** Contact TIBCO Support.**Table definition invalid for EES table "%"****Source:** TAM**Explanation:** The EES table definition does not contain the correct definitions for mandatory fields @@UPDATE\_COUNT and @@REF\_COUNT.**Action:** Correct the definition of this EES table.**Table definition was not bound from this location****Source:** TAM**Explanation:** A local transaction attempted to use an incompatible definition which was previously obtained from another location. Prior messages will have detailed the incompatibility.**Action:** Revise one or both table definitions using the Table Definer.**Table is not of type TDS; No occurrences unloaded****Source:** Unload/Load**Explanation:** Only occurrences of a TDS table can be unloaded.**Action:** Check the type of the table that you want to unload.

**Table name "%" is too long.****Source:** Parse**Explanation:** No table name has more than 16 characters.**Action:** Correct the table name.**Table name can only be given for table access exceptions****Source:** Rule Editor**Explanation:** Only table access exceptions (such as GETFAIL, INSERTFAIL, etc.) may have an associated table name. For example ON GETFAIL TABLE is permissible, but ON CONVERSION TABLE and ON MY\_EXCEPTION TABLE are not.**Action:** Remove the associated table name.**Table name required****Source:** Table Editor**Explanation:** You did not enter the table name when using either the Table Browser/Editor, or the Single Occurrence Editor.**Action:** Supply the table name.**Table NOT printed; database integrity error****Source:** Table Definer**Explanation:** The definition of the table is not printed because of an integrity error.**Action:** Do the following:

1. Try printing the table definition again later. If it still does not work, try printing another table definition.
2. Report the results to the System Administrator. The Administrator can check your security clearance and the integrity of the database.
3. If the problem is not resolved, contact TIBCO Support.

**Table or table instance for BIND table "%" exceeds system instance bind limit****Source:** TAM**Explanation:** The total occurrence for a bound table has exceeded the system limit. This message appears in the system log to provide more information about bound table storage when there is a transaction failure.**Action:** No action required.**Table parameter "%" has not been specified****Source:** HLIPREPROCESSOR**Explanation:** The indicated table parameter was not specified.**Action:** Specify the parameter correctly.**Table parameter cannot be repeated in the WHERE clause****Source:** HLIPREPROCESSOR**Explanation:** A table parameter appears both inside parentheses after the table name and in the WHERE clause.**Action:** Correct the access statement so that the parameter is specified only once.**Table type changed****Source:** Table Definer**Explanation:** You changed the table type. You may see a different screen which displays the attributes of the new type of table.**Action:** No action required.

**Tables % and % are not the same****Source:** Host Language Interface**Explanation:** More than one table name appears in this command.**Action:** Only one table is supported; therefore, all table names must be the same.**Tables are identical****Source:** Definition Differences**Explanation:** The two tables named for comparison are the same.**Action:** Compare data in two different tables.**Tables permissions for object set will be committed on SAVE****Source:** Security**Explanation:** You saved changes to tables permissions for an object set definition. These changes are committed if the object set definition is saved, or ignored if the object set definition is canceled.**Action:** No action required.**Tables whose segment number was not preserved****Source:** Unload/Load**Explanation:** The definition of the loaded table has been changed so it is on a different segment than before.**Action:** No action required.**Tally of object LOADED****Source:** Unload/Load**Explanation:** Title for the tally showing the number of each type of object loaded.**Action:** No action required.**TAM selection string not found in the constants table****Source:** Rule Editor**Explanation:** Internal editor error.

The message log will contain a more detailed error message.

**Action:**

1. Push <PF2> and print the log.
2. Contact TIBCO Support with the log and a description of what actions were being performed when this message was generated.

**Task completed****Source:** Keyword Manager**Explanation:** The chosen action has been completed.**Action:** No action required.**Task failed****Source:** Keyword Manager**Explanation:** The chosen action has failed.**Action:** Press <PF2> to view the traceback, if any.**Task stopped****Source:** Keyword Manager**Explanation:** You pressed <PF12> to cancel some processing.**Action:** Choose any action from the menu.**TDS CTABLE missing DTABLE field****Source:** TDS**Explanation:** The DB2 table is defined incorrectly. An entry in the TIBCO Object Service Broker table FIELDS is missing.**Action:** Check the DB2 table definition.

**TDS CTABLE missing ITABLE field****Source:** TDS**Explanation:** The IMS table is defined incorrectly.**Action:** Check the IMS table definition.**TDS field "%" in table "%" has invalid length****Source:** TAM**Explanation:** The reported field holds data with a length that differs from its definition. The definition of the length of this field was changed after data was entered.**Action:** Correct the field length in the table definition to match the data occurrence length.**TDS LOCK LIST SCREEN DISPLAY ERROR DETECTED****Source:** S6BTLADM - INDOUBT TRX**Explanation:** When attempting to display the list of logical locks an undetermined error was detected.**Action:** Retry your request. If the problem persists contact TIBCO Support.**TDS LOCK RETRIEVAL ERROR DETECTED****Source:** S6BTLADM - INDOUBT TRX**Explanation:** An error was detected when attempting to issue the logical TDS lock request to the Data Object Broker.**Action:** Review the job log to determine if there were additional messages which may help identify the cause of the problem. Retry your request. If the problem persists contact TIBCO Support.**TDS occurrence in table "%" is missing fields****Source:** TAM**Explanation:** A TDS error has occurred or a table's definition has been corrupted.**Action:** Do the following:

1. Press <PF2> and print the message log (if any).
2. Print the Data Object Broker logs.
3. Contact TIBCO Support.

**TDS occurrence length error in table "%"****Source:** TAM**Explanation:** A TDS occurrence that contains more fields than are defined was retrieved.**Action:** If fields were deleted from the definition, replace them. If this is not the case, contact TIBCO Support.**TDS Table % is not defined; No % loaded****Source:** Unload/Load**Explanation:** You tried to load only the occurrences of a table, but the table is not defined in the target system.**Action:** Define the table and load the occurrences, or load both the table definition and occurrences.

**TDS UPDATE INTENT LIST RETRIEVAL ERROR****Source:** S6BTLADM - INDOUBT TRX**Explanation:** When attempting to send your request to retrieve the pending update list to the Data Object Broker, an error was detected.**Action:** Review the joblog to determine if there are additional messages which may help identify the cause of the problem. Retry your request. If the problem persists contact TIBCO Support.**Terminal I/O error during DISPLAY processing****Source:** Builtin Routines**Explanation:** An I/O error occurred while attempting to write to or read from a terminal as a result of a call to ETDISP.**Action:** Contact the installation's hardware support.**Terminal I/O error during DISPLAY processing****Source:** Screen Server**Explanation:** A terminal I/O error occurred during the TIBCO Object Service Broker DISPLAY operation.**Action:** Notify the installation's hardware support.**Text % saved****Source:** Character-based Text Editor**Explanation:** The text specified has been saved as a result of pressing <PF3>.**Action:** No action required.**Text printed****Source:** Character-based Text Editor**Explanation:** The unformatted text has been printed as a result of pressing <PF13>.**Action:** No action required.**The % clause is too long to save****Source:** Rule Editor**Explanation:** An ORDERED or WHERE clause contains too many terms.**Action:** Reduce the number of terms.**The % entered for % "%" is not valid****Source:** Copy Definition**Explanation:** You specified an invalid LIBRARY for a rule object.**Action:** Specify a valid identifier to allow the operation to be completed.**The % entered for % "%" is not valid****Source:** Copy Defn/Data**Explanation:** You specified information about an object that is invalid.**Action:** Correct the invalid information.**The % must be specified****Source:** Field Dictionary**Explanation:** One of the following required fields was not specified in the field definition:

- USE
- SYNTAX
- LENGTH

**Action:** Supply a value for the indicated attribute.

**The accumulator for report function "%" overflowed****Source:** Report Server**Explanation:** An accumulator for the computation of a report function overflowed when the report function was evaluated.**Action:** Validate whether or not the Of-Field values of the report function are within reasonable ranges. If the validation does not solve the problem, use the syntax FLOAT for the Of-Field.**The command "%" failed. Data segment is unavailable.****Source:** Table Definer**Explanation:** The indicated request failed due to the data segment being offline.**Action:** Bring the data segment online before proceeding with the request.**THE CURRENT SCHEDULE NAME IS EITHER INVALID OR NOT SUPPLIED****Source:** S6BTLADM-Resource Management**Explanation:** A schedule name or target was entered on the input which contains invalid characters or identifies a schedule that does not exist.**Action:** Correct the input and retry.**The cursor must be on a table to be deleted from the join****Source:** Print Table**Explanation:** The cursor was not placed on any table when <PF22> was pressed.**Action:** Put the cursor on the table to be excluded from the join, and press <PF22> again.**The Data Object Broker is not accepting any logons at this time****Source:** External Gateway Logon**Explanation:** The Data Object Broker is not ready to accept new connections.**Action:** Check on the status of the Data Object Broker and resubmit the session when the environment is ready.**The Data Object Broker is quiescing, no new logons allowed****Source:** External Gateway Logon**Explanation:** The Data Object Broker is in the process of normal termination.**Action:** Resubmit the session when the Data Object Broker is available.**The defined table has % parms; The table loaded has %****Source:** Unload/Load**Explanation:** The number of parameters in the source table is not the same as the number in the target table.**Action:** Check the definition of both the source and target tables to ensure that the definitions of the parameters are the same.**The definition of file "%" in group "%" has been changed****Source:** Table Definer**Explanation:** The definition of the indicated file on the Model 204 system did not match the one in the MetaStor. This is caused by a change in the Model 204 file definition on the Model 204 system.**Action:** Redefine the table, if necessary.

**The definition of table "%" (Server "%") has been changed****Source:** Table Definer**Explanation:** The definition of the indicated table in the MetaStor does not match the one in the DB2 system which corresponds to the indicated gateway (server). This is caused by a change in the DB2 table definition on the DB2 system.**Action:** Redefine the table, if necessary.**The field % must be marked as a primary key****Source:** CA-Datacom Table Definer**Explanation:** You have not marked one of the CA-Datacom key fields as a Primary Key for the TIBCO Object Service Broker table. All the CA-Datacom key fields must appear in the TIBCO Object Service Broker DAT Table Definition key, either as simple fields or as group fields, but not both.**Action:** You must mark the indicated field as a primary key or include the CA-Datacom key data another way.**THE GROUP INPUT (group) FOR DETAIL DISPLAY IS NOT DEFINED, RETRY****Source:** S6BTLADM-Resource Management**Explanation:** You keyed an invalid group name into the input group field and requested a detail display; the group does not exist in the Data Object Broker repository.**Action:** To add the group press <PF5>; if attempting to display an existing group rekey the group name or identify it by cursor position.**THE GROUP MUST BE IDENTIFIED IN ORDER TO DISPLAY RESOURCE DETAILS****Source:** S6BTLADM-Resource Management**Explanation:** You have requested the display of the details for a specific resource but the system could not determine which resource you wished to review.**Action:** Key in the group name on the input field or identify the group via cursor position and retry your request.**THE GROUP MUST BE IDENTIFIED TO ISSUE A STOP, PLEASE INPUT OR SELECT GROUP****Source:** S6BTLADM-Resource Management**Explanation:** You have requested the issue of a stop for all paths within a specific group but the system is not able to identify the group you wish to stop.**Action:** Either type the desired group name in the input field or position the cursor on the desired group and retry your request.**The M204 file/group "%" does not exist.****Source:** Table Definer**Explanation:** The indicated file or group does not exist in the MetaStor.**Action:** Do one of the following:

- Enter another name
- Press <PF4> to select a file or group
- Import the required file or group into the MetaStor before defining the table.

**The name "%" is referred to more than once****Source:** Object Set Definer**Explanation:** The indicated name appears more than once for the object type shown.**Action:** Remove the duplicate entries.

**The name "%" is too long; maximum is % characters**

**Source:** Global Cross Ref. Search

**Explanation:** A name entered on the Search screen has exceeded the given number of characters.

**Action:** Correct the name.

**The name % is invalid for a dynamically created table**

**Source:** TAM

**Explanation:** The table name specified in @DOFTABLES.NAME is already in use by an TIBCO Object Service Broker system table.

**Action:** Choose another name.

**The NEW owner must be different than the CURRENT owner**

**Source:** Security

**Explanation:** In the Transfer Ownership screen, you specified that the new owner is the same as the current owner, meaning that no transfer is to take place.

**Action:** Either cancel the Transfer Ownership function, or supply a new owner that is different from the current owner. A list of new owners is available to select from by using the appropriate function key.

**The number of OCCURS/READ must be in the range 1 - 100**

**Source:** ADABAS Definer

**Explanation:** The number you specified for field OCCURS/READ is out of range.

**Action:** Specify a number for field OCCURS/READ that is greater than or equal to 1 and less than or equal to 100.

**The number of OCCURS/READ to be read in each ADABAS call must be specified**

**Source:** ADABAS Definer

**Explanation:** Field OCCURS/READ requires a value. This field specifies the number of occurs of a periodic group or multiple value field to be accessed in each call to ADABAS.

**Action:** Specify the number of occurs of a periodic group or multiple value field to be accessed. It is suggested that this value be set to the average number of occurs for this periodic group or multiple field so that in 90% of reads all occurs are read by one call to ADABAS.

**The number of primary keys cannot exceed 16**

**Source:** General Table Definer

**Explanation:** The number of primary keys that you have specified in your MetaStor table definition exceeds the maximum number of 16 primary keys.

**Action:** You must make some of the keys non-primary.

**The object "%" does not exist in % "%"**

**Source:** Copy Definition

**Explanation:** The object does not exist in a location or library.

**Action:** Reenter object or location (destination location, library, or environment).

**The object "%" is deleted from 'list1'**

**Source:** Definition Differences

**Explanation:** You are trying to delete an object from list 1 and the object is deleted.

**Action:** No action required.



**The object % does not exist in % "%"****Source:** Copy Defn/Data**Explanation:** You have specified a nonexistent object.**Action:** Remove or correct the specification.**The object name "%" is not a valid name****Source:** Copy Definition**Explanation:** The specified object name is not a valid name.**Action:** Retype the name correctly.**The operating system denied (S0C4) access to memory for MAP table %****Source:** TAM**Explanation:** During a read or write to an area of main storage by a MAP table, the operating system detected an invalid storage address, and terminated the access with a 0C4 abend. TIBCO Object Service Broker recovers from this situation and raises the DATAREFERENCE exception. A partial data transfer may have occurred, and consistency is not guaranteed.**Action:** Investigate why the address being accessed is invalid. It may be necessary to register the storage area to be accessed using the @MAP tool.**The operation % failed: %****Source:** Manage Promotion Rights**Explanation:** You are trying to do one of the following operations: OBTAIN all rights, RELEASE all rights, and TRANSFER all rights. The operation fails.**Action:** Refer to the reason given in the error message and correct the problem.**The print default parameters table is empty****Source:** Print Definition**Explanation:** The table @PRINTDEFAULTS is empty. This table is used to store the default parameters of printing, e.g., page length, page width, etc.**Action:** Update the default parameters table and try the operation again.**The report is too big to fit in the message log****Source:** Secure Audit Log**Explanation:** You attempted to print a report to the message log but the report with the current date range was too large to fit into the message log.**Action:** Try sending the report to either the printer or a file. To see the part of the report that was sent to the message log press <PF2> twice.**THE REQUEST TO STOP ALL RESOURCES OF TYPE = type HAS BEEN ISSUED****Source:** S6BTLADM-Resource Management**Explanation:** Your confirmed stop request has been issued to the Data Object Broker.**Action:** No action required.**The result of an exponential was an imaginary number****Source:** Interpreter**Explanation:** An exponential number had to be evaluated with floating-point arithmetic. If the base number is negative, the result is assumed to be an imaginary number.**Action:** Ensure that the base is not negative.

**The rule Debugger must be set up before using %**

**Source:** Builtin Routines

**Explanation:** Internal error.

**Action:** Contact TIBCO Support.

**The same PF key cannot be assigned to different functions**

**Source:** Screen Definer

**Explanation:** In the Screen Definer, you assigned the same PF key to more than one standard function.

**Action:** Change the assignments so that each PF key is assigned to only one standard function.

**THE SCHEDULE HAS BEEN UPDATED SUCCESSFULLY**

**Source:** S6BTLADM-Resource Management

**Explanation:** This message is to acknowledge that the updates have been applied to the repository as your requested.

**Action:** No action.

**The source definition for a literal must be enclosed in quotes**

**Source:** Report Definer

**Explanation:** The text that defines the source for a literal report field must be enclosed in single quotation marks.

**Action:** Enter single quotation marks around the text you have entered as the source for this literal.

**The specified rule name is the same as a system routine: name "%"**

**Source:** Rule Editor

**Explanation:** You have tried to give a rule the same name as a system routine (which is not written with rules).

**Action:** Choose a different name for the rule.

**THE STOP SERVER REQUEST HAS BEEN ISSUED**

**Source:** S6BTLADM-Resource Management

**Explanation:** This message acknowledges that the stop server request has been issued to the Data Object Broker.

**Action:** No action required.

**The sum of primary key LENGTHS cannot exceed 127**

**Source:** General Table Definer

**Explanation:** The sum of the primary key lengths that you have specified exceeds the maximum allowed of 127.

**Action:** You must respecify the primary key field(s) so that the sum of their lengths do not exceed 127.

**The total of all TITLE and HEADING rows must not exceed %**

**Source:** Report Definer

**Explanation:** The total number of title and heading rows defined for a report table exceeds the maximum given in the message.

**Action:** Change the specified title/heading rows so that their sum does not exceed the maximum.

**The type and syntax are not compatible****Source:** Table Definer**Explanation:** The defined MetaStor semantic type and syntax are not compatible.**Action:** See the Managing Data manual for the possible combinations of field syntax and semantic types.**The version parameter is required for objects of type '%'****Source:** Delete Definition**Explanation:** You are trying to delete an object but the version of that object is not specified.**Action:** Enter the version of the specified object and retry the operation again.**There are % host variables but cursor has % fields****Source:** Host Language Interface**Explanation:** This query specifies the given number of host variables, but the cursor declaration specifies a different number of fields.**Action:** Make the query and cursor declaration agree on the number of host variables and fields.**THERE ARE CURRENTLY NO RESOURCE GROUPS DEFINED UNDER TYPE type****Source:** S6BTLADM-Resource Management**Explanation:** When the system was attempting to retrieve the groups under the specified type, there were no groups available.**Action:** Redisplay the Type List screen (PF4) and try your request again.**There are more fields than values****Source:** Host Language Interface**Explanation:** This command names more fields than it gives values.**Action:** Make the numbers of fields and values agree.**There are more values than fields****Source:** Host Language Interface**Explanation:** This command provides more values than fields.**Action:** Make the number of values and fields agree.**There are no % to promote****Source:** Promotion**Explanation:** You have selected an object type for which you do not have any objects with promotion rights.**Action:** Select some other object type.**THERE ARE NO ACTIVE PATHS TO BE DISPLAYED, REQUEST IGNORED****Source:** S6BTLADM-Resource Management**Explanation:** From the Resource Detail screen you pressed <Enter> to display the active path list; at present there are no paths active.**Action:** No action required.**THERE ARE NO ACTIVE SESSIONS FROM REGION =****Source:** S6BTLADM - USER ACTIVITY**Explanation:** You have requested the active sessions which have been grouped under the identified region name. There are currently no connections to report.**Action:** Retry your request.

**There are no ENABLED object sets which include this object****Source:** Security**Explanation:** You requested to view Enabled Object Sets from an object permissions list to see if any enabled object set includes this object.**Action:** No action is required.**There are no fields defined****Source:** CA-Datacom Table Definer**Explanation:** You requested the FIELDS function to see the list of CA-Datacom fields in the CA-Datacom table you specified in the previous context. There are no fields in the extraction tables.**Action:** Call your database administrator to determine why the extraction information shows the presence of the CA-Datacom table but not its fields.**There are no GROUPS to LIST****Source:** Security**Explanation:** You requested a list of Groups, but there are no Groups to list.**Action:** No action required.**There are NO instances currently selected****Source:** Unload**Explanation:** In INSTANCE SELECT you have requested to unselect any currently selected instance; however, there are no currently selected instances.**Action:** No action required.**There are no LIBRARIES to LIST****Source:** Security**Explanation:** You requested a list of libraries, but none exist. You may have made your request from the main menu "Manage Object Permissions" section by pressing the OPTIONS function key when your cursor was on the OBJECT field.**Action:** No action required.**There are NO object sets enabled for group "%"****Source:** Security**Explanation:** You requested the OBJECTSETS function in the Manage Group screen, which lists object sets enabled for the group. There are no enabled object sets that include the group on the enable list.**Action:** No action is required.**There are no OBJECT SETS to LIST****Source:** Security**Explanation:** You have requested a list of existing object sets. There are no object sets defined.**Action:** No action required.**There are no REPORTS to LIST****Source:** Security**Explanation:** You requested a list of reports, either in the main menu through OPTIONS, or while specifying reports in an object set definition. However, there are no reports to list.**Action:** No action is required.

**There are no SCREENS to LIST****Source:** Security**Explanation:** You requested a list of screens, but there are no screens to list.**Action:** No action required.**There are no SECURITY ADMINISTRATORS to LIST****Source:** Security**Explanation:** You requested a list of Security Administrators, but there are no Security Administrators to list.**Action:** No action required.**There are no USERS to LIST****Source:** Security**Explanation:** You requested a list of users, but there are no users to list.**Action:** No action required.**There is no content available to PASTE****Source:** Screen Definer**Explanation:** You have pressed <PF17> to paste a field but there are no contents being held to be pasted.**Action:** Before issuing a PASTE command, copy a line or cut a field.**There is no cross-reference information available****Source:** Screen Definer**Explanation:** You requested a list of screens referencing a screen table, but no cross-reference material is available.**Action:** No action required.**There is NO DATA in table "%"****Source:** Unload**Explanation:** You have requested to specify data instances for the table named on the cursor row; however, there is no data in the table to unload.**Action:** No action required.**There is no data in the Audit Log for the current date range****Source:** Secure Audit Log**Explanation:** You attempted to purge the audit log contents but you specified a date range which started and ended before the earliest date recorded in the audit log.**Action:** Check the date range to be purged and try again.**There is no data in the Audit Log****Source:** Secure Audit Log**Explanation:** The audit log does not contain any data and therefore the utility has nothing to display.**Action:** No action required.**There is no occurrence in (identifying) table "% for %"****Source:** Definition Differences**Explanation:** You have specified an object which has a corrupted definition. There is no occurrence for that object in the identifying table (table which has object names as key values).**Action:** You cannot perform the requested operation on the corrupted object. See your database administrator for further assistance.

**There is no such field as "%" in screen table "%"****Source:** Screen Definer**Explanation:** You have referenced a field that does not exist in the screen table named.**Action:** Check your screen table definition and reference an existing field, or add the desired field in your definition.**There is no such object set as "%"****Source:** Security**Explanation:** You have requested to Manage Permissions for, or Specify Permissions for an object set, in the Main Menu of the Security Manager. The object set named does not exist.**Action:** You must enter the name of an existing object set or press <PF2> to obtain a list of existing object sets for selection.**There is no such table as "%"****Source:** Screen Definer**Explanation:** You have pressed <PF19> to load and given a non-existent table name on the prompting screen.**Action:** Provide an existing table name.**There is no such Userid as "%"****Source:** Security**Explanation:** You referred to a non-existent userid when you requested to view a userid profile.**Action:** You can request a list of users and select from this list, or correct the entry.**There is no such USERID or GROUP as "%"****Source:** Security**Explanation:** You referred to a non-existent member when specifying a permissions list or default list.**Action:** No action is required unless you have to remove the entry.**There must be a MENU to display****Source:** Menu Definer**Explanation:** When ACTION is M, the OBJ LIST OR MENU field requires the name of the menu to display.**Action:** Enter the name of the menu.**There must be a RULE to execute or call****Source:** Menu Definer**Explanation:** When ACTION is N or C, the RULE field requires the name of a rule to execute or call.**Action:** Enter the name of the rule.**There must be an object list for prompting****Source:** Menu Definer**Explanation:** You have set the PROMPT to O, so the object list to be displayed must be named in OBJ LIST OR MENU.**Action:** Enter the name of the menu in OBJ LIST OR MENU.

**There must be at least 1 distribution point and 1 count field****Source:** Table Definer**Explanation:** You did not specify a distribution point or a count field for the CLC table. A distribution point must be a field of the source table, and a count field must have semantic type count (C), binary syntax (B), a length of 4, Src C, and Source Name COUNT.**Action:** Specify one distribution point and one count field.**These objects are different****Source:** Definition Differences**Explanation:** You want to compare two lists of objects to see if they are different. The result is, they are different.**Action:** No action required.**This command needs a description****Source:** DEFINE\_OBJLIST Tool**Explanation:** The highlighted command does not have a description.**Action:** Type in the description text for the command.**This command needs a rule****Source:** DEFINE\_OBJLIST Tool**Explanation:** The highlighted command does not have a rule associated with it.**Action:** Specify the rule to be executed when the command is invoked.**This document has been printed****Source:** Character-based Text Editor**Explanation:** <PF13> was pressed and the formatted text was printed.**Action:** No action required.**This field cannot have a negative value****Source:** Screen Definer**Explanation:** You have entered a negative value into a field requiring a positive value.**Action:** Change the field to have a positive value.**This field is missing a value****Source:** Object Selector**Explanation:** The indicated field needs a value.**Action:** Supply a value for the indicated field.**This field is used only for SCREENS and RULES****Source:** Copy Definition**Explanation:** You have specified a LIBRARY or ENVIRONMENT identifier for an object when the object does not require this information to identify it.**Action:** Remove the reference.**This field is used only for screens and rules****Source:** Copy Defn/Data**Explanation:** You have included information which does not pertain to the type of object you are specifying.**Action:** Remove the information or change the object type.

**This field must have a numeric value****Source:** Screen Definer**Explanation:** You have entered a nonnumeric value into a field requiring a numeric value.**Action:** Enter a numeric value.**This field must have a positive value****Source:** Screen Definer**Explanation:** You have entered a non-positive value (i.e., 0, -1) into a field requiring a positive value.**Action:** Enter a positive value.**This is an invalid object type****Source:** Definition Differences**Explanation:** The type of the object is not one of the valid ones.**Action:** Enter a valid type.**This line will call or execute a rule; enter its name****Source:** Menu Definer**Explanation:** A title exists for this item, but a rule does not.**Action:** Enter the name of the rule or remove the title.**This menu uses a non-standard session manager****Source:** Menu Definer**Explanation:** DEFINE\_MENU was executed with the name of a special session manager entry point that does not correspond to one of the menu types supported by DEFINE\_MENU.**Action:** Change the menu name to an undefined name or to a menu whose type is supported by DEFINE\_MENU.**THIS SCREEN ONLY SUPPORTS STOP BY TYPE, GROUP MUST NOT BE SPECIFIED****Source:** S6BTLADM-Resource Management**Explanation:** You entered a stop request after keying in both the type and group. The Type List screen does not support stop server request for a specific group.**Action:** If you wish to stop all gateway (server)s within the type clear the group field and retry the request. If you wish to stop only the gateways in the specified group then proceed to the Group List screen and issue the Stop from there.**This SecAdmin requires a CLEARANCE of at least %****Source:** Security**Explanation:** Based upon users who are assigned as subjects of the SecAdmin whose user profile is being viewed, the clearance assigned to this Security Administrator must be raised. This ensures that the Security Administrator's clearance is higher than or equal to any of the SecAdmin's subjects.**Action:** The Security Administrator's clearance must be set to the clearance indicated in this message, or higher.



**This subschema exists; will be overwritten upon confirmation****Source:** Tool for CA-IDMS Data**Explanation:** The subschema that you are about to load is already defined in TIBCO Object Service Broker. The current definition will be replaced by the new data from the import files shown on the screen.**Action:** Press <PF21> to confirm that you want to load the subschema or press any other key if you do not want to load it.**This table has an instance that is referred to more than once****Source:** Object Set Definer**Explanation:** The instance for this table, specified by the parameters, occurs more than once.**Action:** Remove the duplicate entries.**This table is referred to more than once****Source:** Object Set Definer**Explanation:** This table is referred to more than once.**Action:** Remove the duplicate entries.**This tool must be run with a Level 7 userid****Source:** Promotions Bind Tools**Explanation:** The userid being used to run the tool is not a Level 7 id.**Action:** Use a Level 7 userid.**TITLE/FINAL cols & body will not fit within defined page width****Source:** Report Definer**Explanation:** The title columns, final columns, and all body report fields must fit within the page width.**Action:** Change the page width to accommodate all the fields.**TITLE/HEADING/FINAL rows/cols must be 0 or a positive number****Source:** Report Definer**Explanation:** Title and heading rows can only be a positive number or zero. Negative title or heading rows are not valid.**Action:** Change the indicated title or heading row to a valid value.**TITLE COLS must be consecutive, starting from column 1****Source:** Report Definer**Explanation:** Title columns can only be marked consecutively and the first title column must be in column 1.**Action:** Correct the T line commands to be consecutive and start with column 1.**TITLE COLUMNS for break table "%" not the same as TITLE COLUMNS for body table "%"****Source:** Report Server**Explanation:** The number of title columns for break tables and body tables must be the same.**Action:** Use the Report Definer to correct the report definition.

**Title report tables can only have skip before and after TABLE****Source:** Report Definer**Explanation:** A Title report table can have skip before and after table spacing attributes only. Therefore, a user who enters values for the other spacing attributes is prompted and the values are reset to null. Users are encouraged to use the format screen by pressing <PF4> where a Title report table has only the appropriate attributes shown.**Action:** No action required.**Titlecol too small for field "%" of report table  
"%"****Source:** Report Definer**Explanation:** A report field is defined partly in title columns and partly out of title columns.**Action:** Move the report field or title columns to correct the problem.**Titles must be consecutive - followed by consecutive headings****Source:** Report Definer**Explanation:** Only consecutive title rows can be marked, and consecutive heading rows can follow them. Headings cannot precede titles.**Action:** Correct the T and H markers specified to agree with the restrictions given above.**TO ASSOCIATE A SCHEDULE THE TARGET RESOURCE TYPE-GROUP MUST BE SPECIFIED****Source:** S6BTLADM-Resource Management**Explanation:** You pressed PF5 to associated the displayed schedule to a specific Resource Detail entry but you did not identify the Resource ahead of time.**Action:** Key in the target type and group in the input fields provided and try your request again.**TO COPY A SCHEDULE SPECIFY THE NEW SCHEDULE NAME IN THE TARGET INPUT FIELD****Source:** S6BTLADM-Resource Management**Explanation:** You have pressed PF4 to copy the schedule currently displayed but have not identified the new name of the schedule.**Action:** Key in the new schedule name as instructed and press PF4 again.**To DELETE Menu "%", you must DEFINE\_MENU("%")****Source:** Menu Definer**Explanation:** You have changed the MENU NAME and then requested to DELETE. If a menu of this new name does not exist, there is nothing to delete. If a menu of this new name does exist, then you may not delete it from here.**Action:** If the menu does not exist, there is no need to delete it. To delete the (existing) menu you specified on entry to this tool, change the Menu Name back to this name and then request delete. To delete the (existing) menu you refer to in the changed

Menu Name field, CANCEL this Menu Definition and then request DEFINE\_MENU specifying the name of the menu you wish to delete as an argument.

**To INSERT, select occurrence then use CLEAR command in SOE**

**Source:** Table Editor

**Explanation:** You tried to use the I line command in the Table Browser where this line command is not valid.

**Action:** To insert an occurrence, follow the directions in the message.

**To promote table % occurrence, promote the definition as well**

**Source:** Promotion

**Explanation:** Table occurrences for a new table cannot be promoted on their own.

**Action:** Promote the table definition as well.

**To unload this object, "%" is required**

**Source:** Unload

**Explanation:** The indicated field must be supplied in order to unload the indicated object.

**Action:** Supply the indicated field.

**To use LIST TABLES function, you must fill in the UNIT**

**Source:** Security

**Explanation:** You requested a list of tables while specifying tables permissions on the object set definition screen, but you did not specify the unit.

**Action:** Specify the unit to use the list tables function; it narrows the search.

**Token "%" not found**

**Source:** Rule Editor

**Explanation:** The token specified for a FIND or CHANGE command was not found.

**Action:** Make sure that you have specified the token correctly.

**Token too long to store internally**

**Source:** Rule Editor

**Explanation:** A rule token (quoted string) is too long.

**Action:** Break the string into more parts and use the concatenation symbol (| |) to join them.

**Too % END statements**

**Source:** Rule Editor

**Explanation:** There are too MANY, or too FEW, END statements in the rule.

**Action:** Add or delete the appropriate number of END statements.

**Too many % fields to fit in report definition**

**Source:** Report Generator

**Explanation:** Control fields and selection criteria specified are required for a report function to produce a derived field. One or both of the following has occurred:

- You specified too many SORT BY or ACROSS BY fields for a summary report, or too many BREAK BY fields for a detail report.
- The selection criteria, specified on the Selection screen, is too long.

**Action:** Do one or both of the following:

- Reduce the number of SORT BY or ACROSS BY fields if the SUMMARY flag is on, or reduce the number of BREAK BY fields if the SUMMARY flag is off.

- Press the SELECT function key to display the Selection screen, and shorten the criteria by removing unnecessary blanks or parentheses, or by replacing "AND" and "OR" with "&" and "|" respectively.

### **Too many colors in table "%"**

**Source:** Screen Server

**Explanation:** There are more than 600 colors defined in the indicated table.

**Action:** Either delete some color definitions that are no longer needed, or contact TIBCO Support to increase the limit.

### **Too many conditions, maximum is %**

**Source:** Rule Editor

**Explanation:** You have reached the maximum number of conditions allowed in a rule.

**Action:** Try to separate a single rule into two or more rules.

### **Too many conditions, maximum is %**

**Source:** Rule Editor

**Explanation:** You have reached the maximum number of conditions allowed in a rule.

**Action:** Try to separate the single rule into two or more rules.

### **Too many destinations specified for Move/Copy**

**Source:** Table Definer

**Explanation:** Only one line command, A (After) or B (Before) is allowed for each M (Move) or C (Copy).

**Action:** Remove the extra As and Bs.

### **Too many exception handlers; maximum 32**

**Source:** Rule Editor

**Explanation:** A rule may have at most 32 exception handlers. This includes not only the explicit exception handlers, but also any UNTIL statements within the actions.

**Action:** If possible, delete some of the exception handlers or UNTIL loops. If not, split the rule.

### **Too many key fields in dynamically created table %**

**Source:** TAM

**Explanation:** The number of fields in a composite primary key is too large.

**Action:** Reduce the number of fields in the composite primary key to 16 or fewer.

### **Too many levels of event rules; at most 5 event levels may be nested**

**Source:** Interpreter

**Explanation:** Event rules can be nested, but only to five levels; you have exceeded that depth.

**Action:** Reduce the nesting of the event rules.

### **Too many local variables in rule program**

**Source:** Interpreter

**Explanation:** You created too many local variables in one transaction, or the variables use up too much storage. This message may indicate an infinite loop or a recursion that is too deep.

**Action:** Verify that the recursion does not get out of control.

**Too many nested lists****Source:** Character-based Text Editor**Explanation:** At this point in the list, the number of nested lists has not left enough room for the last one to be indented.**Action:** Remove some of the lists from being nested.**Too many non-derived fields in Definition Area; max is %****Source:** Report Definer**Explanation:** The maximum number of fields has been exceeded in the Definition Area.**Action:** Decrease the number of fields specified until you have the indicated maximum or less.**Too many open files****Source:** Builtin Routines**Explanation:** The maximum number of open files permitted for a user has been reached. No more files can be opened.**Action:** Call your system administrator for help if you need more files opened at the same time.**Too many parm values to show; All occurrences unloaded****Source:** Unload/Load**Explanation:** The number of occurrences of a parameterized table is too great to fit into the screen table. UNLOAD bypasses the selection of parameter values and unloads all occurrences from the table.**Action:** No action required.**TOO MANY PEER NODES ACCESSED DURING PROCESSING, REQUEST REJECTED****Source:** S6BTLADM - COMMON MESSAGES**Explanation:** When you select remote nodes from the node list screen security data is retained for function validation. The retained data is stored in a table which has a limited number of entries. The current request to process a new node has exhausted the node security table.**Action:** Exit and reenter the Administrator utility to clear the table.**Too many pops of % stack****Source:** Rule Editor**Explanation:** Internal translator error.

The message log will contain a more detailed error message.

**Action:**

1. Push <PF2> and print the log.
2. Contact TIBCO Support with the log and a description of what actions were being performed when this message was generated.

**Too many report tables; # is the maximum that can be used by a transaction****Source:** Report Server**Explanation:** The number of tables of type RPT used by an application exceeded the maximum allowed. These are report tables into which a rule can INSERT occurrences.**Action:** Reduce the number of reports used by the application.

**Too many reports used by transaction; maximum number possible is #****Source:** Report Server**Explanation:** The number of distinct reports used by an application exceeded the maximum allowed. Note that a report can be run an indefinite number of times, and this is a limit on report definitions.**Action:** Use fewer reports in your transaction.**Too many Screens used in this transaction****Source:** Screen Server**Explanation:** The number of distinct screens used by an application exceeds the maximum allowed.**Action:** Use fewer screens in your application.**Too many table names for FORALLA routine; maximum number is 16****Source:** Interpreter**Explanation:** The FORALLA routine has a total of 16 tables currently active. It has just been called referencing another table name, but there is a limit of 16 active tables.**Action:** Call routine FORALLE to indicate FORALL processing is finished for at least one of the tables that are currently active.**Too much output for Message Log from %; excess discarded****Source:** Print Rules**Explanation:** The message log overflowed. The overflow was discarded.**Action:** To get all the output, direct it to hard copy or a data set.**Top of selection****Source:** Secure Audit Log**Explanation:** Scrolling had reached the top of your selection list of audit log occurrences.**Action:** No action required.**Top of Window****Source:** General**Explanation:** You pressed <PF7> until you reached the top of the displayable information. No more information exists above the screen that you are viewing.**Action:** No action required.**Total number of Sort/Break/Across fields is %, maximum is %****Source:** Report Generator**Explanation:** The indicated total number of control fields has exceeded the indicated maximum.**Action:** Reduce the number of control fields to the indicated maximum or less.**Total width of Print fields is %; limit is %****Source:** Report Generator**Explanation:** The indicated report width has exceeded the limit.**Action:** Reduce the width of the report as follows:

- Shorten the labels or display masks if they are longer than the actual data.
- Remove some print fields from the Field screen.
- Remove some function-field pairs from the SUMMARY PRINT section of the Function screen if it is a summary but not an across report.

**Traceback of rules called at time of error****Source:** Interpreter**Explanation:** This message is used by the TIBCO Object Service Broker program that produces the Information Log. It signals the beginning of a list of rules that were called before the error occurred, starting with the most recent.**Action:** Study the TIBCO Object Service Broker Information Log.**Traceback terminated; the call stack is damaged****Source:** Interpreter**Explanation:** This message is used by the program that produces the TIBCO Object Service Broker Information Log; it indicates an internal error.**Action:**

1. Press <PF2> and print the log.
2. Contact TIBCO Support with the log and a description of the actions performed before the message was displayed.

**Transaction being debugged has reached % break event****Source:** Debugger Utility**Explanation:** This message is informational.**Action:** No action required.**Transaction cannot be activated****Source:** Batch Client**Explanation:** Transaction activation failed.**Action:** See the session log for more information.**Transaction could not be committed****Source:** Batch Client**Explanation:** The COMMIT failed.**Action:** See the log for more information.**Transaction creation failed****Source:** Batch Client**Explanation:** The session is not able to create a transaction.**Action:** Check the session log for more information.**TRANSFER OWNERSHIP function CANCELLED****Source:** Security**Explanation:** You returned to the main menu after canceling the TRANSFER OWNERSHIP function. The objects chosen in the function are not transferred.**Action:** No action required.**Translation object not found or invalid locale.codepage combination for %****Source:** TAM**Explanation:** The Locale and Codepage are valid values but the combination of the two is not.**Action:** Specify a valid locale.codepage combination.**Translator error for rule %****Source:** CHANGERULE tool**Explanation:** An error occurred when the rule was detranslated to examine it for the given token.**Action:** Try to edit the rule and save it. If a similar error occurs, contact TIBCO Support.

**Trying to % non-existent row % in E\$MAP****Source:** Rule Editor**Explanation:** Internal editor error.

The message log will contain a more detailed error message.

**Action:**

1. Push <PF2> and print the log.
2. Contact TIBCO Support with the log and a description of what actions were being performed when this message was generated.

**TSO & BATCH user IDs differ; password provided is invalid****Source:** Security

**Explanation:** You submitted an offline job that has a userid that differs from the TSO user ID. A password was provided as required, but the password was not the correct one for the userid used. Since password prompting is not possible in this case (logon in batch), the logon failed.

**Action:** Resubmit the batch job with the correct password or use the same userid as the TSO user ID for the offline job.

**Two fields of "%" have same source "%.%"****Source:** TAM

**Explanation:** The subview table definition contains two fields with the same source name.

**Action:** Change one of the source field names to a different source field in the subview table definition.

**Two keys must be specified for REPEAT TYPE 'PE'****Source:** ADABAS Definer

**Explanation:** For an ADABAS table definition with repeat type of GRP, exactly two primary keys must be supplied.

**Action:** Supply two primary keys for the table definition.

**Two or three keys must be specified for REPEAT TYPE 'MU'****Source:** ADABAS Definer

**Explanation:** An ADABAS table definition with repeat type of MU must have either two or three primary keys.

**Action:** Define the correct number of keys for the table definition.

**Type and syntax combination is invalid for ";" argument****Source:** Builtin Routines

**Explanation:** The argument does not satisfy the type/syntax requirements for the specified shareable tool.

**Action:** Ensure that the value used for the argument has a syntax and type combination that is valid for the specified shareable tool.

**Type and Syntax mismatched for field: %****Source:** Field Dictionary

**Explanation:** The semantic type and syntax are an invalid combination.

**Action:** Change either the semantic type or the syntax to make an acceptable pair. Refer to the Processing manual for valid semantic and syntax combinations.



**Type and syntax require Decimal = 0 for % % of dynamically created table %****Source:** TAM**Explanation:** Decimal must be zero for the combination of semantic type and syntax you specified.**Action:** Consult the Managing Data manual for information about valid combinations of Type, Syntax, and Decimal.**Type does not match for table "%"****Source:** Builtin Routines**Explanation:** The table definition or the processed program was probably modified since the last pass through the preprocessor.**Action:** Preprocess the program again.**Type error detected in conversion of argument # of % routine "%"****Source:** Interpreter**Explanation:** Internal error. The message log contains a more detailed error message.**Action:**

1. Press <PF2> and print the log.
2. Contact TIBCO Support with the log and a description of the actions performed before the message was displayed.

**Type in 'S' to select an optional action then press <Enter>****Source:** Report Generator**Explanation:** The optional selection list is selected by typing S; you can also press <PF4> to access the TABLE screen directly.**Action:** Select the screen you want to access.**TYPE is a required field****Source:** Table Definer**Explanation:** You must enter the TYPE of event. Valid values for TYPE include V for validation, and T for trigger.**Action:** Enter T for trigger or V for validation for TYPE, or press <PF1> for selection.**Type of "%" is incompatible with that of "%"****Source:** Report Generator**Explanation:** The semantic data types of the fields that you want to relate are incompatible.**Action:** Choose another field or modify the semantic type of the field definition through the Table Definer.**Type of rule "%" cannot be both "V" validation and "T" trigger****Source:** Table Definer**Explanation:** You used the indicated rule for both validation and trigger. A validation rule must be a logical function, whereas a trigger cannot be a function.**Action:** Change the event type according to the type of the rule.

## Messages beginning with: U

---

**Unable to %, "%" is currently used in a pending change request**

**Source:** Rule Editor

**Explanation:** Unable to save the rule because it is used in a pending change request.

**Action:** Roll back the change request before saving the rule.

**Unable to %...%**

**Source:** Table Definer

**Explanation:** Failed to perform specified operation due to reason indicated by the message.

**Action:** Make appropriate modifications to the table definition and try the operation again.

**Unable to %: %**

**Source:** Character-based Text Editor

**Explanation:** This message explains why the indicated action cannot be performed. For example, there may be security problems.

**Action:** If there are security problems, contact your Security Administrator.

**Unable to %; rights to object set "%" held by %**

**Source:** Object Set Definer

**Explanation:** Cannot perform the indicated action because the rights to the object set are held by someone else.

**Action:** Contact the indicated person to coordinate changes.

**Unable to %; rights to object set "%" held by %**

**Source:** Security

**Explanation:** You cannot update the object set you have specified because you do not have promotion rights to the object set. Consult the user who holds these rights in order to coordinate update objectives.

**Action:** You must obtain promotion rights before you may update the object set. You must either wait for the rights to be released or you may request that these rights be transferred to you by the current borrower.

**Unable to %; undetermined rights for object set "%"**

**Source:** Object Set Definer

**Explanation:** Cannot perform the indicated action because rights for the object set could not be determined.

**Action:** Wait and try again.

**Unable to %; undetermined rights for object set "%"**

**Source:** Security

**Explanation:** You have requested to update the object set. Promotion rights for the object set could not be determined. This could mean that the object set has already been borrowed by another user for update.

**Action:** You can wait and try again, or you can cancel changes to the object set.

**Unable to % (implies COMMIT changes; rights held by %, user %)**

**Source:** Table Editor

**Explanation:** The promotion rights on the current table are held by the specified library under the specified userid. You cannot make changes to the table. Therefore, the specified operation (e.g., SAVE, ORDER, DELETE, SELECT), which implies saving changes, cannot be performed.

**Action:** No action required. If you need to make changes to the table, contact the user with the promotion rights.

**Unable to % rights for "%" of type "%": %**

**Source:** Manage Promotion Rights

**Explanation:** There are two possibilities:

- You are trying to perform one of the following operations on an object: OBTAIN all rights, RELEASE all rights, and TRANSFER all rights. However, a table which is required by the tool is locked by another user and therefore the operation failed.
- You are trying to perform one of the following operations on an object: OBTAIN all rights, RELEASE all rights, and TRANSFER all rights. However, you do not have the authority to access one of the objects defined by the specified master object and therefore the operation failed.

**Action:** Try again.

If the problem persists contact the System Administrator to determine who is holding the lock or ask the owners of those objects to give you access to those objects.

**Unable to % Screen "%" : %**

**Source:** Screen Definer

**Explanation:** You have tried to do one of the following to a Screen definition: DELETE, DEFINE, or SAVE. For security reasons you are not allowed to do this, for the named screen.

**Action:** No action required.

**Unable to % table: %**

**Source:** Screen Definer

**Explanation:** You requested to do one of the following to a screen table definition: LOAD, DELETE, SAVE, or PAINT. For security reasons you are not allowed to do this.

**Action:** No action required.

**Unable to % table of type %**

**Source:** Table Editor

**Explanation:** The indicated operation cannot be performed on the table of the indicated type. For example, you may not be able to print a table of a specified type.

**Action:** If you want to print the contents of the table, you can write a rule to do so.

**Unable to %**

**Source:** Rule Editor

**Explanation:** The token cannot be expanded because of the given reason.

**Action:** Take action based on the return message that follows this message.

**Unable to allocate VSAM file "%" for table "%".  
Access denied by external security**

**Source:** TAM

**Explanation:** Non-TIBCO Object Service Broker security check rejected access to the VSAM file by this user.

**Action:** Notify customer security personnel.

**Unable to allocate VSAM file "%" for table "%".  
Error code = "%"**

**Source:** TAM

**Explanation:** A VSAM file was not allocated. "Error code" concatenates the VSAM Return Code and VSAM Reason Codes.

**Action:** Consult a VSAM reference for explanation of Return and Reason codes. Also use the Table Definer to review the data set name and file name values.

**Unable to allocate VSAM file "%" for table "%".  
File is currently in use**

**Source:** TAM

**Explanation:** The VSAM file could not be allocated because another transaction or non-TIBCO Object Service Broker application is currently using it in a conflicting mode.

**Action:** Retry when other conflicting transactions or applications are not active.

**Unable to bind fixed definition for "%" "%" using "%" "%"**

**Source:** TAM

**Explanation:** The definition for the specified compound object cannot be bound unless all of its component objects are bound.

**Action:** If the compound object is a screen, ensure that SCREENS.FIX = Y and that TABLES.FIX = Y for each screen table present in the screen.

**Unable to bind table %; %**

**Source:** Table Editor

**Explanation:** Your request to bind the indicated table was unsuccessful. The message also contains a reason for the failure. For example, you may not have the security authorization necessary (modify definition) to bind the table, or the table may be locked while other transactions use it.

**Action:** If the failure was due to locking, you can try again later. If the failure was due to security, you can contact your Security Administrator. Report failures that occur for any other reason to TIBCO Support.

**Unable to bind the definition of screen % : %**

**Source:** Screen Definer

**Explanation:** Your request to bind the indicated screen was unsuccessful. The message also contains a reason for the failure. For example, you may not have the security authorization necessary (modify definition) to bind the screen, or the screen may be locked while other transactions use it.

**Action:** If the failure was due to locking, you can try again later. If the failure was due to security, you can contact your Security Administrator. Report failures for any other reasons to TIBCO Support.

**Unable to CANCEL; changes to "%" tables cannot be cancelled****Source:** Table Editor**Explanation:** Updates to some table types, such as VSAM, are immediately committed to the physical database and cannot be rolled back. Thus the CANCEL command is not supported for these table types.**Action:** If you want to cancel your changes, you have to undo the changes manually by using the Table Editor.**Unable to change definition: % data exists, press PF12 to exit****Source:** Table Definer**Explanation:** Cannot use Table Definer to maintain definition containing Bill of Material table structure.**Action:** Delete existing table definition and redefine.**Unable to change definition of "%", unchanged definition copied****Source:** Copy Definition**Explanation:** Did not change the definition of the specified object.**Action:** Quit the tool and make sure you have proper security access for the object.**Unable to change definition of "%" unchanged definition copied****Source:** Copy Defn/Data**Explanation:** This message indicates that the definition of the copy could not be changed to reference its new (copied) children, and so the definition was left as is.**Action:** No action.**Unable to clear table "%", copy failed****Source:** Copy Definition**Explanation:** Some control tables need to be cleared before copying into them. Could not clear this specified table.**Action:** Quit the tool, and find out what type of access you have on the table.**Unable to close VSAM % "%" for table "%": %****Source:** TAM**Explanation:** A VSAM file was not closed. The variables, from left to right, are as follows:

1. Either "file" or "DDNAME"
2. The name of the file or the DDNAME
3. The name of the table
4. Any system-dependent information

**Action:** This is a system error; contact TIBCO Support.**Unable to continue - %****Source:** Character-based Text Editor**Explanation:** Script is unable to place its output into the specified destination.

There are probably too many characters to be shown as formatted. Normally 77 characters are allowed. (This may be less in the Document Handler.)

**Action:** Check that your line lengths (set by .ll) plus adjust (set by .ad) do not exceed 77.

If you are using your own setup, check your total line lengths.

**Unable to continue search****Source:** Session Manager**Explanation:** You pressed <PF5> while viewing a message log, but either you did not enter a FIND command to be repeated, or the search has come to the end of the log.**Action:** If you did not enter a FIND command, do so; otherwise, no action is required.**Unable to continue VSAM FORALL: % "%", table "%"****Source:** TAM**Explanation:** The VSAM FORALL execution was not continued. The variables, from left to right, are as follows:

1. Either "file" or "DDNAME"
2. The name of the file or the DDNAME
3. The name of the table

**Action:** This is a system error; contact TIBCO Support.**Unable to de-allocate VSAM file "%" for table "%". Error code = "%"****Source:** TAM**Explanation:** A VSAM file was not deallocated. "Error Code" concatenates the VSAM Return Code and VSAM Reason Code as returned from VSAM.**Action:** Consult a VSAM reference for explanation of VSAM Return and Reason Codes. Also use the Table Definer to review the data set name and file name values.**Unable to debug rule "%" : %****Source:** Debugger Utility**Explanation:** You are unable to debug the named rule due to locking.**Action:** Try again later.**Unable to define field : %****Source:** Field Dictionary**Explanation:** An attempt to view a global field definition has failed. The reason for the failure is provided in the following message. The cause of the failure is most likely security or locking.**Action:** If the failure is due to locking, try again later. If security is the cause, contact your Security Administrator.**Unable to DEL OCCS; %****Source:** Table Editor**Explanation:** This message explains why you failed to delete all the occurrences in a table. There may be locking or security problems.**Action:** If you have locking problems, try again at a later time. If you have security problems, contact your Security Administrator, who will determine whether you should be granted delete access to the table.**Unable to DEL OCCS; no PARM table defined for "%"****Source:** Table Editor**Explanation:** You are attempting to delete all occurrences in every instance of a table which is parameterized. In order to do this a PRM table is required for the table.**Action:** Define a PRM table for this table.

**Unable to delete field : %****Source:** Field Dictionary**Explanation:** An attempt to delete a global field definition has failed. The reason for the failure is provided in the following message. The cause of failure is most likely security or locking.**Action:** If the failure is due to locking, try again later. If security is the problem, contact your Security Administrator.**Unable to delete table '%'****Source:** Delete Definition**Explanation:** Inform the user that the operation of deleting the specified table fails.**Action:** No action required.**Unable to display; DAT table does not exist****Source:** CA-Datcom Table Definer**Explanation:** You are attempting to view the DAT table definition for a CA-Datcom table but it has not yet been generated.**Action:** Generate the DAT table definition.**Unable to display menu, % has no choices****Source:** Session Manager**Explanation:** You made a request to display a menu, but the menu has no choices and cannot be displayed.**Action:** Specify some choices in the definition of the menu if you want to display it.**Unable to display report: "%"****Source:** Report Definer**Explanation:** Report cannot be displayed as it is currently defined.**Action:** Check the report definition.**Unable to EDIT occurrence "%"****Source:** Table Editor**Explanation:** You are unable to update the occurrence you are browsing with the Single Occurrence Editor. This may be due to locking or security, or because one of the field values of the occurrence has special characters in it.**Action:** Do the following:

- If due to locking, try again at some other time.
- If due to security, and you need to edit this occurrence, contact your Security Administrator.

**Unable to EDIT or BROWSE; "%" has more than 8 key fields****Source:** Table Editor**Explanation:** Your table has more than 8 key fields, which is beyond the limit supported by the Table Browser/Editor.**Action:** Reduce the number of key fields for your table or use other tools (e.g., Rule Editor) to update your table.**Unable to EDIT or BROWSE; %****Source:** Table Editor**Explanation:** Gives an explanation of why you are unable to edit or browse the table. For example, it might contain the following message:

```
READ ACCESS TO TABLE "_" DENIED
```

The explanation is due to locking or security.

**Action:** You might have attempted to edit or browse a table with an invalid definition. Modify the definition and try again.

- If the message is due to locking, try again later.

- If the message is due to security, and you need to browse or edit this table, contact your Security Administrator.

**Unable to EDIT or BROWSE; invalid syntax "%" for % "%"**

**Source:** Table Editor

**Explanation:** One of the fields or parameters of the table you are attempting to edit or browse has an invalid syntax value.

**Action:** Use the Table Definer to give the field or parameter a valid syntax. If required refer to the Managing Data manual for valid values.

**Unable to EDIT or BROWSE; no primary key for table "%"**

**Source:** Table Editor

**Explanation:** A primary key has not been defined for the table you are attempting to browse or edit.

**Action:** Define a primary key to the table.

**Unable to EDIT or BROWSE; source table "%" not found**

**Source:** Table Editor

**Explanation:** You cannot edit or browse a requested subview table because the specified source table cannot be found.

**Action:** Ensure that the source table is defined.

**Unable to EDIT or BROWSE; table "%" is of type "%"**

**Source:** Table Editor

**Explanation:** The indicated table type cannot be edited or browsed.

**Action:** If you need to update the table, do so by using rules.

**Unable to edit rule "%" : %**

**Source:** Rule Editor

**Explanation:** You are unable to edit the named rule due to locking or security.

**Action:** If due to locking, try again. If due to security, contact your Database Administrator if there is a need for you to be able to read or modify this rule. The Database Administrator can decide if you should be given this authority.

**Unable to expand; "%" is a LOCAL VARIABLE or PARAMETER**

**Source:** Rule Editor

**Explanation:** The requested token is a local variable or parameter; therefore, it cannot be expanded.

**Action:** No action required.

**Unable to expand; "%" is an EXCEPTION name**

**Source:** Rule Editor

**Explanation:** You cannot expand an exception.

**Action:** No action required.

**Unable to EXPAND; % is not a valid identifier**

**Source:** Table Editor

**Explanation:** You attempted to expand an item that is not a valid TIBCO Object Service Broker object (i.e., table, screen, report, or rule).

**Action:** No action required.

**Unable to EXPAND; %**

**Source:** Table Editor

**Explanation:** An explanation of why you are unable to expand an object is provided. For example, it might contain the message:



Denied "VIEW\_DEFN" access to "xxx"

This means you have attempted to expand an object that you do not have access to (due to security).

**Action:** If the explanation is related to security, contact your Security Administrator.

### Unable to EXPAND; cursor on an invalid object

**Source:** Table Editor

**Explanation:** You pressed <PF14> to invoke the EXPAND function, but the cursor is not positioned on an appropriate object.

**Action:** Position the cursor on the object to be expanded before pressing <PF14>.

### Unable to expand "%"

**Source:** Rule Editor

**Explanation:** You cannot expand the selected token because no object by that name exists.

**Action:** No action required.

### Unable to find rule "%" in library

**Source:** Interpreter

**Explanation:** The specified rule was invoked by a CALL, EXECUTE or TRANSFERCALL statement, but the rule is not in any of the libraries (local, installation, or system).

**Action:** Verify that the specified rule appears in one of the libraries.

### Unable to find rule % required by menu

**Source:** Session Manager

**Explanation:** In the menu definition, you specified a rule to execute, but the rule specified cannot be found in the local, installation or system libraries.

**Action:** Change the rule name to one that exists in one of the libraries: system (S), installation (I), or local (L). Ensure the S, I, or L library search path is the appropriate level for the anticipated location of the rule specified.

### Unable to format, identifier "%" is too long

**Source:** HLIPREPROCESSOR

**Explanation:** The indicated string is too long for the preprocessor to output.

**Action:** Change the identifier.

### Unable to generate rule

**Source:** Report Generator

**Explanation:** The generator failed to generate a rule due to an internal problem.

**Action:** Contact TIBCO Support.

### Unable to Generate Static SQL

**Source:** Static SQL for DB2 Gateway

**Explanation:** A request was made to generate Static SQL and an error occurred. At the time of the error, the Data Object Broker was trying to retrieve the DB2 definition for the table.

**Action:** View the message log for more information about why the Static SQL cannot be generated.

**Unable to identify referenced DATA for object "%" of type "%"****Source:** Manage Promotion Rights**Explanation:** You are trying to perform one of the following operations: OBTAIN all rights, RELEASE all rights, TRANSFER all rights on an object that contains reference data. However, the tool had some difficulty identifying the referenced data for that object.**Action:** Check to see whether the referenced data for that object is defined correctly.**Unable to INSERT because of %****Source:** Unload/Load**Explanation:** LOAD was unable to insert the indicated occurrence. An attempt is made to explain the failure.**Action:** Action depends on the reason for the failure. A duplicate primary key usually means that the occurrence already existed, and may not require any further action. This is common with shared screen or report tables. Reasons such as lockfail or securityfail may require action, or mean that it is impossible to load the object under your conditions.**Unable to insert into '%', copy failed****Source:** Copy Definition**Explanation:** The COPY operation requires access to some tables that are not accessible at this time.**Action:** Make sure you have proper security on the table specified in the error message.**Unable to load data for table %: The data and definition are bound****Source:** Unload/Load**Explanation:** New data cannot be inserted into a table whose data are bound.**Action:** The data of the table must be unbound before the load will succeed.**Unable to load data in IDGEN table %; definition is bound****Source:** Unload/Load**Explanation:** Load cannot insert data into an IDGEN table whose definition is bound.**Action:** The definition must be unbound for load to succeed.**Unable to load rule "%" in "%"****Source:** Definition Differences**Explanation:** You are trying to compare the difference between two rules; however, an error occurred while loading the rules.**Action:** Check and see whether the rules and libraries exist, and whether you have the authority to access these libraries and rules. Retry the operation again.**Unable to locate or create XML parser object****Source:** Builtin Routines**Explanation:** An internal failure occurred creating an XML parser object.**Action:** Contact TIBCO Support.

**Unable to move and copy at the same time****Source:** Character-based Text Editor**Explanation:** You issued MOVE (M) and COPY (C) line commands at the same time.**Action:** Remove all but one type of line command. You can do the other line commands in separate subsequent interactions.**Unable to obtain exclusive lock on fast mass insert table "%"****Source:** TAM**Explanation:** An exclusive lock on the table could not be obtained. Most likely, other people are using the table.**Action:** Try the fast mass insert later. The table lock will be obtained when other people have finished using the table.**Unable to obtain lock on '%', nothing deleted****Source:** Delete Definition**Explanation:** You are trying to delete an object but somebody is using and locking the data on one of the tables required in the operation.**Action:** Wait and try the operation again until the lock has been released.**Unable to obtain promotion rights due to LOCKFAIL****Source:** Rule Editor**Explanation:** You cannot obtain promotion rights for the rule you have edited because of locking.**Action:** Try again later.**Unable to open VSAM % "%" for table "%" for %****Source:** TAM**Explanation:** A VSAM file or DDNAME could not be opened. The variables, from left to right, are as follows:

1. Either "file" or "DDNAME"
2. The name of the file or the DDNAME
3. The name of the table
4. One of "input," "output," or "update"

**Action:** This is a system error; contact TIBCO Support.**Unable to parse copy specifications****Source:** Copy Definition**Explanation:** A parser error has occurred when reading an entry.**Action:** Check for syntax errors and try again.**Unable to parse table specification : '%'****Source:** Delete Definition**Explanation:** You are trying to delete a table; however, the specified table does not have a correct syntax.**Action:** Make sure the table you have entered has the correct syntax and try the operation again.**Unable to perform justification****Source:** Report Definer**Explanation:** The justification that was requested cannot be accommodated within the page width. It is likely that the length of a number of left or right justified fields do not leave enough room to allow for other fields that are centered.**Action:** Change the justification values.

**Unable to print - %****Source:** Print Table**Explanation:** A security restriction, definition error, or data error is preventing the table from printing.**Action:** Check that you have access to the table and check the definition and contents of the table.**Unable to print - too many indirect reference tables****Source:** Print Rules**Explanation:** You specified too many indirect reference tables.**Action:** Reduce the number of indirect reference tables until you can print.**Unable to print rule "%"****Source:** Print Rules**Explanation:** An internal problem is preventing the specified rule from being printed. The rules listed above this rule have been printed.**Action:** Delete this rule from the list and try again. You can also delete the rules above the specified rule because they have already been printed. Contact TIBCO Support about the internal error.**Unable to process date - possibly bad character****Source:** Session Manager**Explanation:** You have typed over a date so that it cannot be used.**Action:** Correct the date.**Unable to read defaults****Source:** Copy Definition**Explanation:** Cannot read the default attributes from the specified file.**Action:** Obtain security rights on this object before copying.**Unable to remove bind from table %; %****Source:** Table Editor**Explanation:** Your request to reset the bind on the indicated table failed. The message also contains a reason for the failure. For example, you may not have the security authorization necessary (modify definition) to reset the bind from the table, or the table may be locked while other transactions use it.**Action:** If your request failed due to locking, you can try again later. If your request failed due to security, you can contact your Security Administrator. If your request failed for any other reason, contact TIBCO Support.**Unable to remove the bind from definition of screen % : %****Source:** Screen Definer**Explanation:** Your request to mark the indicated screen as not being bound was unsuccessful. The message also contains a reason for the failure. For example, you may not have the security authorization necessary (modify definition) to bind the screen, or the screen may be locked while other transactions use it.**Action:** If the failure was due to locking, you can try again later. If the failure was due to security, you can contact your Security Administrator. Report failure for any other reason to TIBCO Support.

**Unable to repeat command****Source:** Character-based Text Editor**Explanation:** You pressed <PF9>, but no previous command exists to be repeated.**Action:** No action required.**Unable to repeat search****Source:** Global Cross Ref. Search**Explanation:** You pressed <PF9>, but no previous query exists.**Action:** Enter a new query.**Unable to resolve definition of %****Source:** Static SQL for DB2 Gateway**Explanation:** The Static SQL interface for the DB2 Gateway is attempting to resolve the definition of the MetaStor field identified. The next error message outlines the problem. Potentially, the field is no longer in the DB2 table, or the syntax of the DB2 field is not one of the DB2 syntaxes supported (i.e., floating point).**Action:** View the next error message. If appropriate, use the Table Definer to update and save the external table for DB2 data. Attempt Static SQL generation again.**Unable to resolve type %****Source:** Static SQL for DB2 Gateway**Explanation:** Static SQL code is being generated. Specifically, the DECLARE statement was being generated. The field's type as provided by DB2 cannot be resolved. The next error message indicates the reason.**Action:** If necessary, contact TIBCO Support.**Unable to RESTORE defn of % because of %****Source:** Unload/Load**Explanation:** The LOAD tool failed to restore some attributes of PARMS and/or FIELDS of the specified table.**Action:** Clear the table data which you have loaded in and do one of the following:

- If the failure is due to insufficient security clearance:
  - Ask your Security Administrator for MODIFY DEFN access to that table and try loading the file again, or
  - Ask your Security Administrator to load the file for you.
- If the failure is due to LOCKFAIL, try loading the file later.

**UNABLE TO RETRIEVE DATA FROM REMOTE NODE, LOCAL PROCESSING CONTINUES****Source:** S6BTLADM-Resource Management**Explanation:** The control information required to process under the selected node could not be retrieved from the target node. Processing will continue under the current (local) node.**Action:** Review the outbound Resource Detail to determine if there are enough active outbound paths. In addition review the SYSLOG to obtain any additional messages that may have been produced.**Unable to save, %****Source:** Tool for IMS Data**Explanation:** This message explains why the information cannot be saved. For example, there may be locking problems.**Action:** If there are locking problems, try again later.

**Unable to SAVE; intermediate commit not allowed for "%" tables****Source:** Table Editor**Explanation:** The SAVE primary command is not supported for the indicated table type.**Action:** You can issue the EDIT command to save the changes and continue editing the same table.**Unable to save changes to %; rights held by % user %****Source:** Session Manager**Explanation:** You made a request to SAVE changes to a menu. You cannot save your changes, however, because borrowing rights for some parts of the menu are held by someone else.**Action:** Do one of the following:

- Cancel your changes.
- Change the menu name to a non-existent menu name, SAVE, obtain the borrowing rights from whoever has them, and edit the first menu again to look like the other saved menu.

**Unable to save definition...%****Source:** Table Definer**Explanation:** Failed to save table definition due to reason specified in the message. For example, you may be missing required information.**Action:** Make appropriate modifications as indicated in the message to obtain a valid table definition.**Unable to save field : %****Source:** Field Dictionary**Explanation:** An attempt to save a global field definition has failed. The reason for the failure is provided in the following message. The cause of the failure is most likely security or locking.**Action:** If the failure is due to locking, try again later. If security is the cause, contact your Security Administrator.**Unable to save or test a menu with no choices****Source:** Menu Definer**Explanation:** You have not entered any items for this menu. It cannot be saved or displayed without items.**Action:** Enter at least one item for the menu.**Unable to SAVE screen table; data is LOCKED. Try again.****Source:** Screen Definer**Explanation:** In the Screen Table Painter, you tried to SAVE your changes but the data store is locked.**Action:** Do one of the following:

- Wait and try again
- Change the screen table name to a new name and then SAVE. You can copy the changes to the original screen at a later time.

**Unable to save table definition... Enter required information****Source:** Table Definer**Explanation:** All mandatory information was not entered.**Action:** Enter mandatory information.

**Unable to separate field "%." from the display mask data****Source:** Screen Server**Explanation:** It was not possible to determine the field data from the user input. The input may contain characters which are potential display mask control characters, thus a unique interpretation of the data is not possible.**Action:** Enter valid data in the indicated field.**Unable to set VSAM skip RPL: % "%", table: "%"****Source:** TAM**Explanation:** VSAM SKIP PPL was not set. The variables, from left to right, are as follows:

1. Either "file" or "DDNAME"
2. The name of the file or the DDNAME
3. The name of the table

**Action:** This is a system error; contact TIBCO Support.**Unable to shift % character(s)****Source:** Report Definer**Explanation:** The user tried to shift all report fields, starting from the cursor position, left or right N characters (N is the number of characters indicated on the command line). This shift will cause overlapping fields or move fields past the left or right boundary of the report (limited by the maximum page width).**Action:** Change the number of shift characters (N) specified on the command line.**Unary operation (; of a ;) not allowed****Source:** Interpreter**Explanation:** You applied a unary operator to a value that does not have a semantic type which is compatible with the operator.**Action:** Verify that the operation is valid. See the Processing manual for more information about operations.**Unauthorized: CURRENT GROUP is "%"****Source:** Security**Explanation:** You made a request to change the current group in the User Profile screen, but you are not authorized to operate out of the specified group. The current group is not changed.**Action:** If you want to be able to operate out of the specified group, you must become a member of that group by having the System Administrator, the Security Administrator of the group owner, or the group owner add your userid to the group definition.**Unauthorized: CURRENT GROUP is null****Source:** Security**Explanation:** You requested a change to the Current Group from null to a group of which you are not a member. The Current Group remains as null (i.e., you are not operating out of any group).**Action:** You can use the MEMBERSHIPS function from the userid profile to determine the groups that have you as a member, then type a valid group name into CURRENT GROUP field of your userid profile. Press <Enter> to have the group change take effect.

**Unauthorized: press <PF14> to view missing authorization****Source:** Security**Explanation:** You made a request to update the enable list for an object set, without having control of all the objects in the object set, or without owning all the objects in the object set that have control mode set to Y.**Action:** Press <PF14> to view a list of objects for which you require authorization before you can update the enable list of the object set. To get authorization, you can ask the object owner to either extend control access or transfer ownership as appropriate.**Unauthorized request -- DENIED****Source:** Security**Explanation:** You requested a function that you are not authorized to do. For example, you may have tried to look at a group definition, manage permissions, or enable an object set.**Action:** No action is required.**Unauthorized to generate/remove Static SQL****Source:** Static SQL for DB2 Gateway**Explanation:** A Security error was raised when you attempted to remove Static SQL. The following error message indicates why the access was disallowed.**Action:** Contact your System Administrator to obtain the appropriate security.**Unbalanced parentheses****Source:** Global Cross Ref. Search**Explanation:** The number of opening parentheses does not match the number of closing parentheses.**Action:** Correct the parentheses in the query.**Unbinding failed: Press <PF2> for more information****Source:** Screen Definer**Explanation:** Your request to mark the indicated screen as not being bound failed.**Action:** If the failure was due to locking, try again later. If the failure was due to security, contact your Security Administrator.**Undefined action code %; Entry skipped****Source:** Unload/Load**Explanation:** The action code is not A, D, or O. LOAD bypasses the current subload and processes the next subload.**Action:** Do one of the following:

- If you were using the UNLOAD tool, contact the database administrator to see if the @UNLOAD and IMPORTCODES tables are complete.
- If you were using EXPTABLE, check the arguments that are passed to the tool.

**Undefined option "%"****Source:** HLIPREPROCESSOR**Explanation:** You specified an invalid option for the HLIPREPROCESSOR tool.**Action:** The valid options are: LIST, NO LIST, ERRORSTOP, NO ERRORSTOP.**Unexpected end of statement encountered at "%"****Source:** Rule Editor**Explanation:** A semicolon (;) or colon (:) is missing.

A new statement was started before the logical end of the first statement was encountered.

**Action:** Add the missing semicolon (;) or colon(:).



**Unfinished rule statement****Source:** HLIPREPROCESSOR**Explanation:** A TIBCO Object Service Broker rule statement does not have a semicolon or colon at the end.**Action:** Correct the syntax of the statement.**Unicode or raw data fields are omitted from the table(s). Press <Enter>****Source:** Report Definer**Explanation:** Unicode and raw data fields are not allowed in reports.**Action:** None.**Unicode value must have a multiple of 4 hexadecimal digits****Source:** Table Editor**UNIT is required****Source:** Screen Definer**Explanation:** You must fill out the UNIT field before you can save the screen. Press <PF1> for more information regarding this field.**Action:** Type your unit into this field.**Unknown character encountered****Source:** Screen Definer**Explanation:** An unrecognized character has appeared in the Image Area.**Action:** Overstrike the character with a recognizable character.**Unknown line command; Use "s" to select fields, then press PF3****Source:** Field Dictionary**Explanation:** You typed in a line command other than S.**Action:** Remove the line command. Use S to select fields from the global field dictionary.**Unknown object type, '%' not deleted****Source:** Delete Definition**Explanation:** You are trying to delete an object but the object has an invalid type. Therefore, the object is not deleted.**Action:** Check to see if an invalid type for the specified object has been provided. If so, then fix the error and retry it again.**Unknown object type****Source:** Security**Explanation:** You requested the management of permissions for an object, but the type of object requested is not recognized.**Action:** Fill in the TYPE field with one of the supplied abbreviations.**Unknown screen field at row # column #****Source:** Screen Server**Explanation:** A 3270 Read Modified operation detected a screen field starting at the indicated screen row and column. TIBCO Object Service Broker, however, did not place any TIBCO Object Service Broker-defined screen field at that location. This message may be seen if the screen formatting for the last screen displayed by TIBCO Object

Service Broker was destroyed. For example, you pressed the CLEAR key which physically clears the screen, or an operating system message disrupted the screen format.

**Action:** If the screen formatting was lost, press <PF24> to redisplay the last TIBCO Object Service Broker screen shown.

### Unload cancelled

**Source:** Unload/Load

**Explanation:** The exit key was pressed while you were in the UNLOAD tool. You return to the workbench.

**Action:** No action required.

### Unload ended due to error; <PF2> for more

**Source:** Unload/Load

**Explanation:** An error was encountered during the UNLOAD process.

**Action:** Press <PF2> to view the error messages.

### Unloaded % rules from library %

**Source:** Unload/Load

**Explanation:** The specified number of rules have been unloaded from the specified library.

**Action:** No action required.

### Unloaded % Tables % Screens % Reports % Rules

**Source:** Unload/Load

**Explanation:** The number of objects specified in the message were unloaded to the data set. Note that a screen or a report can contain multiple screen tables or report tables respectively. For example, if you unload one screen that has three screen tables, this message will say:

```
3 TABLES 1 SCREENS 0 REPORTS 0 RULES
UNLOADED
```

**Action:** No action required. If SCR was chosen as the media, press <PF2> to see a more detailed message or any error messages resulting from the unload process.

### Unloaded %

**Source:** Promotion

**Explanation:** The specified number of objects have been unloaded.

**Action:** No action required.

### Unloaded data for % tables or table instances

**Source:** Promotion

**Explanation:** The data of the specified number of tables or table instances have been extracted from the MetaStor.

**Action:** No action required.

### Unloading % %

**Source:** Unload/Load

**Explanation:** The indicated object has been unloaded.

**Action:** No action required.

### Unloading all information for % Table %

**Source:** Unload/Load

**Explanation:** The definition and occurrences of a table are being unloaded. The first % is replaced with the type of the table. This message appears in the user log file.

**Action:** No action required.

**UNLOADING CONTROL TABLES****Source:** Promotion**Explanation:** This message appears when you extract a change request to be applied to another system.**Action:** No action required.**Unloading definition of % Table %****Source:** Unload/Load**Explanation:** The definition of a table is being unloaded. The first % displays the type of table, and the second % displays the table name. This message appears in the user log file.**Action:** No action required.**UNLOADING OBJECTS****Source:** Promotion**Explanation:** This message appears when you extract a change request to be applied to another system.**Action:** No action required.**Unloading occurrences only of Table %****Source:** Unload/Load**Explanation:** The occurrences of a TDS table are being unloaded. This message appears in the user log file.**Action:** No action required.**Unloading Report %****Source:** Unload/Load**Explanation:** This message appears in the user log file to show which report is being unloaded.**Action:** No action required.**Unloading report table %****Source:** Unload/Load**Explanation:** This message appears in the user log file to show which report table is being unloaded.**Action:** No action required.**Unloading RULE % from Library %****Source:** Unload/Load**Explanation:** This message appears in the user log file to show which rule is being unloaded.**Action:** No action required.**Unloading Screen %****Source:** Unload/Load**Explanation:** The definition of a screen is being unloaded. This message appears in the user log file.**Action:** No action required.**Unmatched "%" in selection string for report field "%" of report table "%"****Source:** Report Server**Explanation:** The opening and closing brackets in a selection string for a report function do not match.**Action:** Using the Report Definer, review the report field in error and match the opening to the closing brackets.

**Unmatched "%" in selection string for report table "%"****Source:** Report Server**Explanation:** The opening and closing brackets in a selection string for a body report table do not match.**Action:** Using the Report Definer, review the control information for the report and match the opening to the closing brackets.**Unmatched quotation marks found in selection criteria****Source:** Report Generator**Explanation:** The selection string contains an odd number of single quotation marks.**Action:** Ensure that the single quotation marks occur in pairs.**Unmatched quotation marks found on command line****Source:** Table Definer**Explanation:** Unmatched quotation marks were found on the primary command line when you executed a command.**Action:** Ensure that the single quotation marks occur in pairs.**Unmatched quotes in %****Source:** General**Explanation:** You issued a primary command in the message log that contained unmatched quotation marks.**Action:** Correct the command so that the quotation marks are matched.**Unrecognized character: "%"****Source:** Rule Editor**Explanation:** Possibly a mismatch in terminal types. The message log may contain a more detailed error message.**Action:** See the Processing manual for a description of what characters are valid in a given context. Replace the indicated character by one valid in that context.**UNRECOGNIZED CONFIRMATION RECEIVED, PROCESSING HAS BEEN ABANDONED****Source:** S6BTLADM-Resource Management**Explanation:** The required key was not pressed to confirm the previous action.**Action:** No action required.**Unrecognized serverid %****Source:** Static SQL for DB2 Gateway**Explanation:** The table definition identifies a serverid to handle requests for that table. Table @DB2SYS does not contain an occurrence for that serverid value.**Action:** Add an entry to @DB2SYS that identifies the DB2 tables from which to retrieve definition information for that table. Refer to the Accessing DB2 Data manual for more information.

**Unrecoverable error in rule %****Source:** Debugger Utility**Explanation:** Your application has reached a point in processing where an unrecoverable error occurs.**Action:** Use the debugger commands to obtain more information about the error. If the unrecoverable error is unexpected (for instance, it occurs under the debugger) contact TIBCO Support.**Unsupported DB2 column type %****Source:** Static SQL for DB2 Gateway**Explanation:** When the Static SQL interface for the DB2 Gateway attempted to generate the Host variable declarations, the DB2 type could not be resolved. The error message that follows this message indicates the reason.**Action:** If necessary, contact TIBCO Support.**Unsupported request: "%"****Source:** External Gateways**Explanation:** The TIBCO Object Service Broker gateway (server) for external data received a request that it cannot process. This is a symptom of a version mismatch.**Action:** Ensure TIBCO Object Service Broker and gateway release levels are compatible. If this does not resolve the problem then contact TIBCO Support.**Unsupported selection: Table %, cursor type "%", abbrev "%"****Source:** Static SQL for DB2 Gateway**Explanation:** Static SQL cannot be generated for the requested selection.**Action:** The selection needs to be modified.**Unsupported syntax "%"; cannot use CA-Datcom field "%"****Source:** CA-Datcom Table Definer**Explanation:** You requested the inclusion of a CA-Datcom field that has a syntax not supported by the TIBCO Object Service Broker CA-Datcom Gateway.**Action:** You must remove the entry; the field cannot be included. Note: If the unsupported field is part of the CA-Datcom table KEY, you cannot define a TIBCO Object Service Broker table on this CA-Datcom table.**UNTITLED multi-occurrence screen table cannot have scroll fld****Source:** Screen Definer**Explanation:** You have entered the name of a Scroll field, and the name of a screen table, to the SCROLL AMOUNT ENTRY specification. However, the screen table is specified to be untitled and to have more than one occurrence.

In a multi-occurrence screen table the scroll field must be in the title area.

**Action:** Do one of the following:

- Change the screen table reference to have MAX OCCUR = 1.
- Change the screen table definition to have the SCROLL AMOUNT ENTRY field in the Title area.

**UPD must be set to 'N' - Field is a Special field****Source:** ADABAS Definer**Explanation:** Invalid value specified for field UPD. It must have a value of N since the field is a special field, i.e., one of Superdescriptors, Hyperdescriptors, Subdescriptors and Phonetic descriptors.**Action:** Specify N for UPD field.

**UPD must be set to 'Y' - Field is not a Special field****Source:** ADABAS Definer**Explanation:** Invalid value specified for field UPD. It must have a value of Y since the field is not a special field, i.e., not one of Superdescriptors, Hyperdescriptors, Subdescriptors and Phonetic descriptors.**Action:** Specify Y for field UPD.**Update not allowed during validation or derived fields processing****Source:** TAM**Explanation:** A validation or derived field rule has attempted to do an update operation.**Action:** Do one of the following:

- Correct the validation rule or derived field rule in the table definition.
- Remove the update operation from the validation or derived field rule.

**Update not allowed in browse mode****Source:** TAM**Explanation:** An INSERT, DELETE or REPLACE operation was requested while the Session Manager was in BROWSE mode.**Action:** Exit the BROWSE mode and go into UPDATE mode for INSERT, DELETE, or REPLACE operations.**Update not generated, no fields in table % to update****Source:** Static SQL for DB2 Gateway**Explanation:** Cannot generate update Static SQL request because there are no field in the specified table to update.**Action:** Verify that specified table is valid.**UPDATE NOT PERMITTED: displaying UNCHANGED Screen definition****Source:** Screen Definer**Explanation:** In the Screen Definer, you requested to display a screen as defined in the current context (i.e., you changed the definition since the Screen Definer session began). Since you are not allowed to update the definition, the stored definition is displayed.**Action:** No action required.**UPDATE NOT PERMITTED; printing UNCHANGED Screen definition****Source:** Screen Definer**Explanation:** In the Screen Definer, you changed the screen definition and requested to PRINT. Since you did not have permission to modify the screen definition, the stored definition is printed.**Action:** No action required.**Update refused - maximum number of updates pending****Source:** TAM**Explanation:** The commit limit exception has been raised.**Action:** Do one of the following:

- Issue COMMITs more often.
- Use the COMMITLIMIT exception signal.

**Update to queue definition denied****Source:** Batch Submission Tool**Explanation:** You do not have the authority to update the definition of a queue. Only users in the security group ADMIN are allowed to update batch queue definitions.**Action:** No action required.

### **UPDATED PAGES PER TRANSACTION PROFILE RETRIEVAL ERROR**

**Source:** S6BTLADM - UPDT PAGES/TRX

**Explanation:** When attempting to retrieve the data to build the screen an error was detected.

**Action:** Review the job log for possible additional message that may help identify the cause of the problem. Retry your request. Contact the support center if the problem persists.

### **Updates to % SAVED; promotion rights NOT obtained**

**Source:** Table Editor

**Explanation:** Changes to the table were saved, but you have not obtained the promotion rights.

**Action:** Inform the user with the promotion rights of any changes that you make.

### **Updates to object set Permissions for "%" CANCELLED**

**Source:** Security

**Explanation:** You canceled from the Object Set Enable list.

**Action:** No action is required.

### **Updates to Security Administrator "%" CANCELLED**

**Source:** Security

**Explanation:** You canceled from the SecAdmin profile screen.

**Action:** No action required.

### **Updates to table "%" %**

**Source:** Table Editor

**Explanation:** Confirms that as you have requested all updates to the table were either saved or canceled.

**Action:** No action required.

### **Updates to user "%" CANCELLED**

**Source:** Security

**Explanation:** The Security Administrator has canceled changes to a user profile.

**Action:** No action required.

### **Use "S" to select a starting record**

**Source:** Table Definer

**Explanation:** Select the CA-IDMS record where database access will begin. For optimum results this record should be a CALC record or indexed with the MetaStor primary key being the CA-IDMS CALC key or index field.

**Action:** Select a starting record in IDMS.

### **Use "S" to select one DB2 Creator/Table**

**Source:** Table Definer

**Explanation:** You did not type an S next to a DB2 Creator/Table pair.

**Action:** Use an S to mark your DB2 Creator/Table selection.

### **Use "S" to select one M204 file/group**

**Source:** Table Definer

**Explanation:** You can use only S to indicate your selection.

**Action:** Type an S next to the file or group that you want to select and press <Enter>.

**Use 'S' to select an option****Source:** Report Generator**Explanation:** You have pressed <Enter> without making a selection.**Action:** Use S to select the screen you want to access.**Use a "D" to indicate which subschema definition to delete****Source:** Tool for CA-IDMS Data**Explanation:** You selected the "Delete IDMS Subschemas" option from the main menu of the TIBCO Object Service Broker/IDMS Manager Utility, but you did not use the correct line command to specify the subschema to delete.**Action:** Type a D line command next to the subschema you want to delete, and press <Enter>.**Use alphanumeric character for selection****Source:** Report Generator**Explanation:** Only alphanumeric characters (0 - 9, A - Z) can be used to select an item.**Action:** Use alphanumeric characters (0 - 9, A - Z) to select.**Use an "S" to select a function****Source:** Tool for CA-IDMS Data**Explanation:** All IDMS management screens require at least an S to choose an action.**Action:** Type an S beside a function.**Use P(arm), K(ey) or S(elect) to select fields****Source:** Table Definer**Explanation:** You did not use a valid letter to select the CA-IDMS elements that will participate in the MetaStor table definition.**Action:** Select valid parameters and/or keys and fields.**Use Relate Tables screen to define the table relationships****Source:** Report Generator**Explanation:** As you have selected more than one table, you need to relate the tables in a specific way so that the data in them can be properly matched.**Action:** Type S in the Relate Table(s) field to access the screen.**Use S to select object type(s) to manage rights****Source:** Promotion**Explanation:** You have used a character other than S to select an object type to manage/administer rights.**Action:** Use the character S to select object type(s).**Use S to select object type(s) to promote****Source:** Promotion**Explanation:** You have used a character other than S to select the object type of objects to promote.**Action:** Enter S against the object type(s).



**Use same char for field to which "%" of "%" is to be related**

**Source:** Report Generator

**Explanation:** You did not use the same alphanumeric character (0-9, A-Z) to select a pair of related fields from the given source data tables.

**Action:** Use the same alphanumeric characters for both fields, such as S.

**Use same char for field which "%" of "%" is related to**

**Source:** Report Generator

**Explanation:** You did not use the same alphanumeric character (0-9, A-Z) to select a pair of related fields from the given source data tables.

**Action:** Use the same alphanumeric character to mark both fields, such as S.

**Use Specify Parameter(s) screen for the selected table(s)**

**Source:** Report Generator

**Explanation:** As the table(s) you selected are parameterized, you need to specify the parameter values for them by filling out the parm values in the Specify Parameter(s) screen.

**Action:** Type S in the PARAMETER VALUE selection field.

**User/group % has rights for objects in CR%**

**Source:** Promotion

**Explanation:** The named user/group has rights for some of the objects in the specified change request, so you cannot include the specified change in the consolidation.

**Action:** Do not include the specified change request in the consolidated change.

**User "%" DISCLAIMED; on SAVE, new SecAdmin will be "%"**

**Source:** Security

**Explanation:** A Security Administrator in a SecAdmin profile successfully disclaimed a userid. The userid will be disclaimed only when the Security Administrator saves the profile.

**Action:** Save this profile to have the disclaim take effect.

**User "%" has NO belongings to transfer**

**Source:** Security

**Explanation:** You requested to TRANSFER OWNERSHIP for either yourself or for your subject, but the specified user does not have any belongings.

**Action:** No action required.

**User % does not have clearance to report on the Access Log**

**Source:** Secure Audit Log

**Explanation:** You attempted to invoke the reporting facilities for the audit log but you did not have the permissions to do so.

**Action:** Contact your Security Administrator to set up the proper permissions for you.

**User % does not have rights to delete report %**

**Source:** Secure Audit Log

**Explanation:** You attempted to delete the specified audit log report but you did not have borrowing rights to that report.

**Action:** Contact the Promotion Administrator.

**User % does not have the clearance to view the Access Log****Source:** Secure Audit Log**Explanation:** You attempted to view the audit log contents but you did not have the permissions to do so.**Action:** Contact your Security Administrator to get the proper clearance.**User exit % failed: %****Source:** General**Explanation:** The user exit rule failed.**Action:** Correct the rule or the arguments passed to it.**User Profile segment# unavailable. Used seg0 instead****Source:** Table Definer**Explanation:** Segment# specified in the User Profile is non-existent or offline. Default segment# 0 is used.**Action:** User table data should not reside on segment 0. Execute the sharable tool MOVTAB to correct the segment# after the proper segment has been defined or made active.**USER TRACE "OFF" REQUEST HAS BEEN ISSUED****Source:** S6BTLADM - USER ACTIVITY**Explanation:** Notification that the requested stop user trace has been issued.**Action:** No action required.**USER TRACE "OFF" REQUEST NOT CONFIRMED, REQUEST IGNORED****Source:** S6BTLADM - USER ACTIVITY**Explanation:** The request to stop the tracing of the displayed user was not issued because the request was not confirmed.**Action:** No action required.**USER TRACE "ON" REQUEST HAS BEEN ISSUED****Source:** S6BTLADM - USER ACTIVITY**Explanation:** Notification that the tracing request has been issued to the Data Object Broker.**Action:** No action required.**USER TRACE "ON" REQUEST NOT CONFIRMED, REQUEST IGNORED****Source:** S6BTLADM - USER ACTIVITY**Explanation:** When requested to press <PF10> to confirm the user tracing request you chose to abandon the request by pressing a different function key.**Action:** No action required.**Userid % is already in the list; not ADDED****Source:** Security**Explanation:** You made a request to add a userid to the list of subjects in a SecAdmin profile, but the subject is already in the list.**Action:** No action required.

**Userid % is SUSPENDED. Contact your Security Administrator**

**Source:** Security

**Explanation:** You attempted to log on, but your clearance is currently set to 0 (suspended). Possible reasons for the suspension are that the system is undergoing routine maintenance, or there is a problem associated with this particular userid.

**Action:** Contact the Security Administrator to determine the reason for the suspension.

**Userid is already logged on or IDPREFIX in use**

**Source:** External Gateway Logon

**Explanation:** The Userid or IDPREFIX you are using to connect to the Data Object Broker is already in use.

**Action:** Check to see if the session is already running. If required, cancel the previous session and resubmit the new one.

**Userid not defined; contact System Administrator**

**Source:** Table Definer

**Explanation:** Your userid is not recognized by the Data Object Broker. It has been changed since you logged on.

**Action:** Contact your System Administrator.

**Utility not accessible here - submit JCL(IMSUJCL)**

**Source:** Tool for IMS Data

**Explanation:** Option selected is not supported from this screen.

**Action:** Modify and run sample member IMSUJCL in the JOB.CNTL data set.

## Messages beginning with: V

---

### Valid length for key or parameter is 1 - 127

**Source:** Table Definer

**Explanation:** A parameter or primary key length cannot exceed 127.

**Action:** Correct the length of the parameter or primary key.

### Valid length is 1 - 254

**Source:** Table Definer

**Explanation:** Except for a parameter or primary key field, the maximum length for a character field is 254.

**Action:** Correct the length of the selected field.

### Valid number of copies is 1 to 255

**Source:** Batch Submission Tool

**Explanation:** The specified number of output copies is invalid.

**Action:** Enter a number in the range of 1 to 255.

### Valid table types : %

**Source:** Table Definer

**Explanation:** The table type that you specified is invalid.

**Action:** Select a valid type from the given list.

### Value "%" is incompatible with syn % len % dec % of "%"

**Source:** Report Generator

### Valid types for SEARCH are TBL, SCR, RPT, LIB, OBS, GRP

**Source:** Security

**Explanation:** In the TRANSFER OWNERSHIP function, you made a request to SEARCH for an entry in the six lists provided, but you did not specify which list to search: table, screen, report, library, object set, group (indicated by TBL, SCR, RPT, LIB, OBS, GRP, respectively).

**Action:** Change the type abbreviation to one that is appropriate, and request the SEARCH function again. The cursor is placed on the matching entry in the appropriate list if such an entry is found.

NOTE: you can use pattern matching for the search (e.g., \*EMPLOYEE\* or ??LIST).

### Validatefail: %

**Source:** Batch Control Card

**Explanation:** Some of your input values have failed validation, as explained by the message.

**Action:** Correct the errors and try again.

### Validation failed for table "%"

**Source:** TAM

**Explanation:** An event rule has signalled validation fail.

The message log will contain a more detailed error message.

**Action:** Review the message log.

**Explanation:** The indicated parameter value is incompatible with its definition.

**Action:** Correct the parameter value.

**Value "%" is incompatible with type "%" syntax  
"%" length "%" decimal"%" of "%"**

**Source:** External Gateways

**Explanation:** The value entered does not match the attributes of this parameter.

**Action:** Enter a valid value.

**Value at cursor position is not one of the allowed values**

**Source:** External Gateways

**Explanation:** The value entered is not one of the allowed values for this parameter.

**Action:** Enter a valid value.

**Value for serverparm "%" must be specified**

**Source:** Table Definer

**Explanation:** Enter a value for the indicated serverparm.

**Action:** A value for the serverparm must be entered.

**Value of "%" is too large for field "%"**

**Source:** Table Editor

**Explanation:** You entered a value for a numeric field that is too large. For example, if the field is defined as B2, this message appears when a number greater than 32767 is entered.

**Action:** Enter a smaller value or possible change the definition of the table to allow larger values. For example, change the B2 to B4.

**Value of "%.%" has an invalid instance length; possible error in table data store**

**Source:** Interpreter

**Explanation:** Internal error. The message log contains a more detailed error message.

**Action:** Do the following:

1. Press <PF2> and print the log.
2. Contact TIBCO Support with the log and a description of the actions performed before the message was displayed.

**Value of "%.%" is undefined**

**Source:** Interpreter

**Explanation:** You tried to use a field of a table without assigning a value to the field or without accessing the table with a FORALL or GET statement.

**Action:** Verify that the field has a value before using the field.

**Value of FIELD cannot be NULL for a non-parameterized table**

**Source:** Print Table

**Explanation:** This table can only be included in a join by matching one of its fields to the other table's field, but no field name was entered.

**Action:** Enter a field name and ensure that at least one of the fields is a primary key.

**Value of FINAL COLUMN of report table "%" of report "%" is invalid**

**Source:** Report Server

**Explanation:** The FINAL COLUMN field contains a negative number.

**Action:** Use the Report Definer to correct the indicated report table.

**Value of TITLE COLUMN of report table "%" of report "%" is invalid****Source:** Report Server**Explanation:** The title column value of a body or break report table was a negative number, or the number of title columns is greater than the number of final columns.**Action:** Use the Report Definer to correct the indicated report table.**Value selected will not fit in field being prompted for****Source:** Field Help for Reference**Explanation:** The prompt value that you selected does not fit in the screen field for which the prompt is active.**Action:** Choose another prompt value, or contact your system administrator.**Value will not fit within length specified - value="%",length=#****Source:** Interpreter**Explanation:** Internal error. The message log contains a more detailed error message.**Action:** Do the following:

1. Press <PF2> and print the log.
2. Contact TIBCO Support with the log and a description of the actions performed before the message was displayed.

**Variable %.% too small to hold expression value****Source:** Interpreter**Explanation:** In an assignment statement, the target field of a table is not large enough to receive the source data.**Action:** Change the field definition or the source data.**Verify indirect call parameter values****Source:** Print Rules**Explanation:** You have chosen parameter values from the prompt.**Action:** You can verify, change, delete or add to the values you have chosen.**Version is required for object % of type %****Source:** Copy Definition**Explanation:** A value for the version parameter is required for the specified object.**Action:** Enter the appropriate value for the version parameter and try the operation again.**Version mismatch detected****Source:** External Gateway Logon**Explanation:** The version of the Server and the Data Object Broker it is communicating with, are not compatible.**Action:** Check that you are using the correct version of the gateway (server), and that you are communicating with the Data Object Broker that you expect. Restart the gateway with a version that is compatible with the Data Object Broker that it is communicating with.**View definition access to % % by % denied****Source:** Audit Log Message**Explanation:** VIEW\_DEFINITION access to this object by the specified user was denied.**Action:** The user can ask someone who has CONTROL access to the object to provide VIEW\_DEFINITION access.

**VIEW DEFN mode must be "Y" if any other modes are "Y"****Source:** Security**Explanation:** You are specifying a permissions list for one of the following:

- An object
- Defaults

You have set some of the modes to Y, but not the VIEW\_DEFN mode. The VIEW\_DEFN mode is required to exercise any of the other mode permissions because the definition of an object is needed to read or modify the definition, for example.

**Action:** Do one of the following:

- Set the VIEW\_DEFN mode to Y.
- Set the other modes in the row to N.
- Remove the row completely by blanking out or erasing the USER | GROUP field of the row.

**VIEW DEFN permission needed to include "%" in the object set****Source:** Security

**Explanation:** You attempted to include a table for which you do not have permission in the tables permissions of an object set definition. Since the definition of the table must be consulted to determine if the table has parameters, the table entry cannot be included.

**Action:** You must remove the entry before saving the tables permissions specification of the object set, either by replacing the table name with blanks, nulls or another name. You can consult an authorized user to gain permissions for the table before including it in the object set definition.

**VIEW failed. No index field defined on segment****Source:** Table Definer

**Explanation:** Invalid operation. You cannot view since there is no index field defined on the particular IMS segment

**Action:** No action required.**VIEW GROUP is for GROUP entries only; "%" is a userid entry****Source:** Security

**Explanation:** You positioned the cursor on a userid entry and requested to view a group.

**Action:** Position the cursor on a group entry before requesting to view a group.

**Virtual image NOT printed (%); only definition was printed****Source:** Screen Definer

**Explanation:** In the Screen Definer, you requested printing the screen definition and the virtual image; however, because the image is too wide to print, only the definition was printed.

**Action:** No action required.**Virtual screen template printed****Source:** General

**Explanation:** The virtual image of the screen has been printed.

**Action:** No action required.**VSAM GET failure for % "%" for table "%"****Source:** TAM

**Explanation:** A record cannot be obtained from a VSAM file. The variables, from left to right, are:

1. Either "file" or "DDNAME"
2. The name of the file or the DDNAME
3. The name of the table

**Action:** Check if the VSAM file exists. If the file exists, contact TIBCO Support.



## Messages beginning with: W

---

**WARNING: "%" may be an invalid screen table name**

**Source:** Screen Definer

**Explanation:** When using the Screen Definer, you included a reference in the Screens list that cannot be validated (by validation code). This warning usually occurs because of locking.

**Action:** No action required.

**WARNING: %'s row offset % is not enough, should be at least %**

**Source:** Report Definer

**Explanation:** There is not enough room to display this title report table and its spacing attributes.

**Action:** Increase the offset from the bottom of the page to make enough room for the display. The least amount required is given.

**WARNING: %; Press <%> to confirm**

**Source:** Confirmation Utility

**Explanation:** warning and instruction on how to confirm

**Action:** No action

**WARNING: % % has been extracted from Library %**

**Source:** Promotion

**Explanation:** The named rule has been extracted from the specified library because the previously extracted file is not available.

**Action:** Make the extract file available if you want to repackage from the previously extracted file.

**WARNING: % does not currently exist**

**Source:** Security

**Explanation:** A Security Administrator or a System Administrator updating the profile of a user, has entered a TDS segment number that does not exist.

**Action:** This message is only a warning, so you do not have to change the segment number. The TDS segment must exist, though, before the user can put objects there.

**WARNING: % has been re-extracted**

**Source:** Promotion

**Explanation:** The specified object has been extracted from the MetaStor because the previously extracted file is not available.

**Action:** Make the file available if you want to repackage the object from the previously extracted file.

**Warning: % has maximum number of fields defined**

**Source:** Field Dictionary

**Explanation:** All of the fields cannot be copied into the table definition because the maximum number of fields has been reached.

**Action:** Remove some or all of the selected fields and retry.

**WARNING: \*\*\* Change request has Corequisites \*\*\***

**Source:** Promotion

**Explanation:** The application developer specified other change requests that must accompany this change request.

**Action:** Ensure that the corequisite change requests have been processed.

**WARNING: \*\*\* Error flag(s) in @PROM\_OBJ(%) found to be set \*\*\***

**Source:** Promotion

**Explanation:** Phase 2 or Phase 3 apply processing occurred although errors were detected in Phase 1. The request may not work as designed.

**Action:** Refer to the Promotions manual for information on running the GEN\_SYS\_TBLS rule.

**WARNING: \*\*\* No TABLES entry for report table "%" \*\*\***

**Source:** Promotion

**Explanation:** The specified report table does not have an entry in TABLES. This is probably a break table created in release 1.16.

**Action:** You should use the report painter to redefine the report table.

**WARNING: about to % rule %; press % or type 'confirm'.**

**Source:** Rule Editor

**Explanation:** You have received a warning message about an action that is about to be performed on a rule.

**WARNING: \*\*\* Objects have been unbound \*\*\***

**Source:** Promotion

**Explanation:** Some of the objects included in the change request are bound on the target system. Thus, these objects have to be unbound before the change can be applied. This message is followed by a message informing you of the action to take.

**Action:** If you are in a multiple session system, restart the Execution Environment and apply the change again. If you are in a single session system, log off and log on to apply the change.

**WARNING: Screen image may contain truncated lines**

**Source:** General

**Explanation:** The screen image that was produced may have image lines that are truncated.

**Action:** You can try using a larger page width.

**Warning: A COMMIT occurred during % of:**

**Source:** Copy Defn/Data

**Explanation:** This message indicates that a COMMITLIMIT was reached while processing processing a copy request and that a COMMIT was issued. This means that any subsequent errors arising while copying the current object could leave a partial copy stored.

**Action:** No action.

**Action:** Press the indicated PF key or type CONFIRM in the command line to perform the action. Press any other key to cancel the action.

**WARNING: About to delete report "%"; press <PF22> to confirm**

**Source:** Report Generator

**Explanation:** The indicated report and its tables will be deleted if you confirm your deletion request.

**Action:** Press the indicated function key to confirm the deletion, or press any other function key to cancel.

**WARNING: about to OVERWRITE existing objectset "%"; press <%> to confirm**

**Source:** Object Set Definer

**Explanation:** You are attempting to save an object set with a new name that has the same name as an existing object set. Confirmation is being requested because if the existing object set is overwritten it will be lost.

**Action:** Press the specified key to confirm or any other key to cancel. If you do not wish to overwrite an existing object set then cancel and enter a new nonexisting name for the object set.

**WARNING: About to overwrite report "%"; press <ENTER> to confirm**

**Source:** Report Generator

**Explanation:** The definition of the indicated report will be overwritten if you press the indicated function key to confirm.

**Action:** To confirm the request, press the indicated function key. To cancel the request, press any other key.

**WARNING: About to overwrite rule "%"; press <ENTER> to confirm**

**Source:** Report Generator

**Explanation:** The indicated rule name already exists in the local library, and will be overwritten if you confirm the action.

**Action:** Press the specified key to confirm the action, or press any other key to cancel.

**WARNING: ACROSS\_BY required for Across Report (MAX ACR ^= 0)**

**Source:** Report Definer

**Explanation:** If the MAX ACR field is not 0, you are producing an Across Report, and you must put a value in the SORT\_ACROSS\_BY field.

**Action:** Do one of the following:

- Enter a value in the SORT\_ACROSS\_BY field.
- Set the MAX ACR field to 0.

**WARNING: ALL report fields on break table must be derived fields**

**Source:** Report Definer

**Explanation:** Only derived fields may be present on break tables.

**Action:** Change all fields for the break table to derived fields.

**WARNING: an intermediate commit was made**

**Source:** Copy Definition

**Explanation:** The commit limit has been reached and therefore a warning has been issued to let you know that some of the object has been copied.

**Action:** No action required.

**WARNING: borrowing rights UNVERIFIED for this menu****Source:** Menu Definer**Explanation:** You are updating a Menu Definition and Borrow Rights could not be verified when you requested the update.**Action:** No action required.**WARNING: Break table "%" requires a minimum page length of "%"****Source:** Report Definer**Explanation:** All the fields on the defined break table cannot fit within the specified page length.**Action:** Remove some fields from the break table or alter the page length.**WARNING: cannot access body control fields - no security on %****Source:** Report Definer**Explanation:** During validation, improper security on the body table is detected.**Action:** To continue with the task, either obtain security on the table or change the table name to one on which there is proper security.**WARNING: Cannot check change rights****Source:** Report Definer**Explanation:** Promotion rights cannot be checked because of a locking error.**Action:** Try using the Report Definer later.**WARNING: cannot perform all checks - no security on %****Source:** Report Definer**Explanation:** On the way into the Report Definer, certain checks are performed. Due to lack of security on a table, not all checks can be performed.**Action:** Get proper security on the identified table or replace it with one that you have proper security on.**WARNING: cannot SAVE changes; rights are held by "%"****Source:** Screen Definer**Explanation:** You just entered the Screen Definer or the Screen Table Painter, and the rights to the screen are held in such a way that your changes cannot be saved.**Action:** No action required. If you want to make changes to the screen, ask the person who has the rights to release them. Otherwise, you can change the name of the screen to a nonexisting one to save your changes.**WARNING: Cannot SAVE changes; rights held by %, user %****Source:** Table Editor**Explanation:** Changes for the table that the user chose to edit cannot be saved because the promotion rights on the table are held by the specified library under the specified userid.**Action:** No action required. If you need to make changes to the table, contact the user with the promotion rights.

**WARNING: cannot SAVE changes since this object set is ENABLED****Source:** Security**Explanation:** You are viewing an object set definition for an enabled object set.**Action:** No action required.**WARNING: changes will be ignored; no update authorization****Source:** Security**Explanation:** A Security Administrator is viewing the definition of a group that the Administrator is not authorized to update. Security Administrators can view any Group definition, but they cannot always update it. This warning is displayed upon entry to the screen to notify the Security Administrator that no changes are allowed.**Action:** No action required.**WARNING: Control break "%" deleted****Source:** Report Definer**Explanation:** After the deletion of a control break field from within a body report table, the control break and any control break table associated with that breakpoint are deleted.**Action:** No action required.**WARNING: CONTROL permission may not be ENABLED for Groups****Source:** Security**Explanation:** You are looking at an object set enable list, and the object set includes Control permission to an object in the object set; since Control is not allowed for groups, the object set can be enabled for users only.**Action:** No action is required.**WARNING: decimal symbol should appear ONCE in basic string****Source:** Screen and Report Painters**Explanation:** The decimal symbol should appear only once in the basic string**Action:** Make sure that the decimal symbol appears only once in the basic string.**WARNING: decimal symbol should not be a digit place holder****Source:** Screen and Report Painters**Explanation:** You should not have the decimal symbol as a place holder.**Action:** This will cause the gateway (server) problems interpreting the mask. Remove the decimal symbol from the digit place holder spot.**WARNING: Definition may be too large to process for table %****Source:** Screen and Report Painters**Explanation:** The number of fields in the screen table or report table definition exceeds the maximum number of fields allowed in a CTABLE.**Action:** Reduce the number of fields in the screen table or report table.**WARNING: Definition of table % may have been modified by %****Source:** Promotion**Explanation:** You are promoting the data of the named table but the specified user/group has right to the definition of the table. If the specified user/group has modified the table

definition, your change request may fail during phase 1 of target apply because the definition of the table is not part of your change.

**Action:** Check with the specified user/group to see if the change (if any) of the table definition would affect your change request.

**WARNING: displaymask basic string should not contain digits 0-8**

**Source:** Screen and Report Painters

**Explanation:** The basic string should not contain any digits between 0 and 8.

**Action:** Remove the digits between 0 and 8 from the basic string.

**WARNING: Exclude "%" from current defn; press <PF23> to confirm**

**Source:** Report Generator

**Explanation:** The indicated source data table will be excluded from the report if you confirm your request. This will also remove any fields of that table referenced in the report.

**Action:** Press the specified function key to confirm, or press any other function key to cancel.

**WARNING: existing permissions may be LOST when ENABLED**

**Source:** Security

**Explanation:** You are enabling an object set for the first time. If any of the objects in the object set are not part of another enabled object set and they have permissions specified, these permissions are lost when the object set becomes enabled (i.e., if you save the enable list).

**Action:** If you are concerned about losing existing permissions, you can do one of the following:

- View individual permissions lists for objects in an object set to determine the permissions.
- Enable the object set and save, then view a report of lost permissions when you return to the main menu.

**WARNING: Exit the Report Generator; press <PF12> to confirm**

**Source:** Report Generator

**Explanation:** This confirmation message appears when you request to exit the Report Generator by pressing <PF12>.

**Action:** Press <PF12> to exit; otherwise, press <Enter> to stay on the current screen.

**WARNING: Last % characters of % truncated; press <%> to confirm**

**Source:** Table Editor

**Explanation:** When a long W string is edited using the Single Occurrence Editor, it is broken up into several rows. Additional shift-in/shift out characters may be added to make each row a well-formed W string. Thus extra space may be created for the user to input data. The input value can then be too long to fit the original field. This message is

generated to warn the user about the situation. The last few characters will be truncated and the user is prompted for confirmation.

**Action:** Do one of the following:

- Press the confirm key to confirm the save. The value is truncated automatically by the Single Occurrence Editor.
- Press some other key to cancel the save. Edit the value manually to make it fit the field.

**WARNING: MAX\_ACROSS/ACROSS\_BY required if TITLE/FINAL COLS ^= 0**

**Source:** Report Definer

**Explanation:** Title columns and final columns are only valid for Across Reports.

**Action:** Do one of the following:

- Enter valid values in the MAX ACR and SORT\_ACROSS\_BY fields.
- Set the TITLE COLS and FINAL COLS fields to zero.

**WARNING: Missing documentation or unit for highlighted %(S)**

**Source:** Promotion

**Explanation:** Documentation is missing for tables, screens or reports.

**Action:** Use the E line command to provide documentation.

**WARNING: No promo rights/documentation for highlighted %(S)**

**Source:** Promotion

**Explanation:** The highlighted rules are missing their documentation or promotion rights.

**Action:** If the problem is missing documentation, provide documentation by using the E line command. If promotion rights are missing, contact the System Administrator.

**WARNING: non-printable data displayed as "."**

**Source:** Builtin Routines

**Explanation:** Unprintable data is displayed as the dot (.) character. Unprintable characters are hexadecimal &x'AD 1..3F &x'BD.

**Action:** No action required.

**WARNING: non-printable data displayed as "."**

**Source:** General

**Explanation:** Unprintable data is displayed as the dot (.) character. Unprintable characters are hexadecimal &x'AD 1..3F &x'BD.

**Action:** No action required.

**WARNING: not all print fields have functions in SUMMARY PRINT**

**Source:** Report Generator

**Explanation:** The SUMMARY flag is on, but some of the PRINT fields that are not SORT BY or ACROSS BY fields do not have functions in the SUMMARY PRINT section. You may want to select functions for those fields.

**Action:** Ignore the warning if you want to ignore those fields; otherwise, select functions for those fields.

**WARNING: object is part of ENABLED object set; cannot SAVE****Source:** Security**Explanation:** You have requested to manage permissions for an object whose permissions are managed through object sets. You cannot make changes to these permissions directly.**Action:** To obtain a list of the Enabled Object Set Permissions which include this object, press <PF4>. To add permissions, you must define another object set which contains this object, then specify Object Set Permissions on the object set and then Enable it. To remove permissions, disable any Enabled Object Set Permissions which include the permissions of this object you wish to revoke.**WARNING: Objectset "%" has objects missing security****Source:** Security**Explanation:** You attempted to save the security information for the object set but did not specify security for all its component objects.**Action:** You can define the missing security for the objects of the object set save again, or press the specified confirm key to ignore the warning message.**WARNING: only % of % fields could be LOADED into Image Area****Source:** Screen Definer**Explanation:** In the Screen Table Painter, you made a request to load a table. Some of the fields are omitted, however, because the screen table Image Area does not have

enough room to load all of the fields. Note that this is different from exceeding the maximum number of fields in a screen table definition.

**Action:** You can cancel your changes or compare the screen table and the source table fields to determine which fields are missing.**Warning: Parameter list too long to show on the screen****Source:** Character-based Text Editor**Explanation:** You executed TED with an input table that has too many parameters to be displayed.**Action:** No action required.**WARNING: Password update FAILED****Source:** Security**Explanation:** You updated the password in a user profile and saved, but the routine that updates passwords failed. If you are creating a new user, the password will be null. If you are trying to update the password of an existing user, the old password is still current.**Action:** If you still want to update the password, ask your security administrator to examine the encryption exit. If you are updating your own profile, note that the password update request failed and that to gain entry to TIBCO Object Service Broker at next logon, you must use the old password.



**WARNING: possible overlaps detected; see MSGLOG for details**

**Source:** Screen Definer

**Explanation:** You just saved a screen definition and returned to the workbench. The screen definition you saved will overlap the physical boundaries of the current screen if you display it. Details about these overlaps are in the message log.

**Action:** Press <PF2> to see the details of the overlap potential, and then either change the screen definition (if the screen is to be displayed on a physical screen that is the same size as the current one), or ignore the information (if the screen is to be displayed on a physical screen large enough to handle the indicated overlaps).

**WARNING: PRM table for % should be included in this change**

**Source:** Promotion

**Explanation:** When you promote a new parameterized TDS table, you should also promote its PRM table in the same change. Otherwise the promotion system will not be able to backup the data in the table next time when you modify the table definition.

**Action:** Create a PRM table for the specified TDS table and include it in this change.

**WARNING: Promotion rights for % "%" not obtained**

**Source:** Field Dictionary

**Explanation:** The promotion rights for the object being edited are held by someone else.

**Action:** If you need promotion rights, contact the specified user.

**WARNING: Promotion rights for % "%" not obtained**

**Source:** Report Definer

**Explanation:** The promotion rights for the object being edited are held by someone else.

**Action:** If you need the promotion rights, contact the specified user.

**WARNING: Promotion rights for % "%" not released**

**Source:** Field Dictionary

**Explanation:** The promotion rights for an object are held by someone else; therefore they have not been released.

**Action:** If you need promotion rights, contact the specified user.

**WARNING: Promotion rights for % "%" not released**

**Source:** Report Definer

**Explanation:** The promotion rights for an object are held by someone else; therefore, they have not been released.

**Action:** If you need the promotion rights, contact the specified user.

**WARNING: Report field % not entirely defined within finalcol**

**Source:** Report Definer

**Explanation:** A report field is defined partly in final columns and partly out of final columns.

**Action:** Move the report field or the final columns.

**WARNING: Report field col extends beyond defined page width: %****Source:** Report Definer**Explanation:** A report field is defined to extend beyond the current page width.**Action:** If the report field is to be printed on the report, either change the page width within the Definer, or change the page width at run time through the utility \$RPTPARMS.**WARNING: Report field in "%" extends beyond page width of %****Source:** Report Definer**Explanation:** A report field is defined beyond the page width boundary.**Action:** Move the report field or alter the page width.**WARNING: Report field row extends beyond defined page: %****Source:** Report Definer**Explanation:** One of the field's rows extends beyond the specified page length.**Action:** Make the specified field start at a position that does not make it extend beyond the page length, or increase the page length.**WARNING: Report selection will not fit within report function****Source:** Report Definer**Explanation:** The report selection string cannot fit within the report function selection.**Action:** If you want the report function calculation to be limited by the report selection, enter the report selection on the FORALL statement that inserts data into your report table.**WARNING: Report table "%" requires minimum page length of "%"****Source:** Report Definer**Explanation:** The specified report table is defined to have at least one report field that cannot be placed within the page length specified.**Action:** Change the defined page length or move the report field to a line above the page bottom.**WARNING: Rights for % "%" held by "%", requestor "%"****Source:** Report Definer**Explanation:** Promotion rights cannot be obtained on the object because they are held by someone else.**Action:** If you need the promotion rights, contact the person who holds them.**WARNING: Rights for globalfield "%" held by "%", requestor "%"****Source:** Field Dictionary**Explanation:** Someone else holds the promotion rights for the global field you are defining. You will not be able to save changes or delete it the field.**Action:** No action required, if you are not making changes to the field. If you need promotion rights, contact the specified user.

**WARNING: Rights held by %, user %****Source:** Table Editor**Explanation:** The promotion rights on the table are held by the specified library under the specified userid. Changes to the table will be saved, but promotion rights will not be obtained.**Action:** No action required. If you need the promotion rights, contact the user who holds them.**Warning: Rights to % held by % user %****Source:** Session Manager**Explanation:** You made a request to edit a menu. When the menu definition is presented, this message indicates that the borrowing rights for parts of the menu are held by another user. You cannot save any changes until the borrowing rights are released or transferred to you.**Action:** You can view the menu, but you cannot save any changes. Acquire borrowing rights from whoever currently has them before trying to update the menu again.**WARNING: rights to FCNKEYS of Screen held by "%"****Source:** Screen Definer**Explanation:** You pressed the SPEC\_FCNKEYS option <PF18> from the Screen Definer, but the rights to the FCNKEYS table are held by someone else. If SYSTEM is holding the rights, you cannot save any changes that you make; otherwise, you may be able to save your changes.**Action:** You cannot save changes if the rights are held by SYSTEM, but you may be able to save changes otherwise. Discuss the matter with the person holding the rights to FCNKEYS for this screen.**WARNING: Rights to object set "%" held by %****Source:** Object Set Definer**Explanation:** Someone else has rights to the object set that you are currently defining. You will not be able to save any changes that you make.**Action:** No action required.**WARNING: Rights to object set "%" held by %****Source:** Security**Explanation:** You have just entered the object set permissions context. The warning indicates that you cannot make changes to the object set permissions because the borrowing rights are held by another user.**Action:** If you must make changes, then you should consult with the borrower so that borrowing rights can be transferred to you. Otherwise, you will need to wait for the borrowing rights to be released.**WARNING: rights to Screen held by %****Source:** Screen Definer**Explanation:** You just entered the Screen Definer for the indicated screen. If the rights for the screen are held by SYSTEM, you cannot save any changes you make; otherwise, you may be able to save changes.**Action:** You cannot save changes if the rights are held by SYSTEM, but you may be able to save changes otherwise. Discuss the matter with the person holding the rights to FCNKEYS for this screen.

**WARNING: rights to screen table held by %****Source:** Screen Definer**Explanation:** You just entered the Screen Table Painter, and the rights to the screen table are held by another person. If SYSTEM is holding the rights, you cannot save any changes you make; otherwise, you may be able to save your changes.**Action:** You cannot save changes if the rights are held by SYSTEM, but you may be able to save changes otherwise. Discuss the matter with the person holding the rights to FCNKEYS for this screen.**WARNING: Security not set correctly on objectset %, no @CAPABILITIES****Source:** Promotion**Explanation:** The change request did not include an occurrence of the @CAPABILITIES table.**Action:** Check the source system and make sure that there is an occurrence of @CAPABILITIES for every object set there. It may be necessary to roll back the change request and re-extract it after correcting the source system.**WARNING: Segment "%" not covered by metadata fields****Source:** Table Definer**Explanation:** Define the indicated segment with MetaStor fields at least up to the minimum length indicated on the screen.**Action:** Specify a field or fields to cover the minimum length of the segment.**WARNING: Source table "%" has more fields than allowed****Source:** Table Definer**Explanation:** The indicated source table for the current subview table definition has more fields than allowed in the Table Definer. As a result, only the maximum number of fields allowed is shown.**Action:** You can delete and change the fields that are shown. When you save the subview table definition, only the fields shown will be saved.**WARNING: Table "%" has more fields than allowed****Source:** Table Definer**Explanation:** The indicated table has more fields than allowed. As a result, only the allowed maximum number of fields are shown.**NOTE:** If you save the table definition, only the fields shown are saved; the excess fields are removed.**Action:** If you want to include any fields not shown, you must first remove some of the fields displayed.

If you want to exclude the fields not displayed, you can save the table definition when you are finished.

If you want to keep the same fields, press the CANCEL function key to leave the Table Definer.

**WARNING: Table may contain data****Source:** Table Definer**Explanation:** The Table Definer cannot determine whether the table has data or not for various reasons. For example, the data segment might be off line.

The message warns that you are modifying the definition at your own risk. In general,

you are safe if you are NOT shortening a field length, changing a field or parameter syntax and decimal length, changing a parameter or key length, adding new fields in between existing ones, adding new parameters, deleting existing fields or parameters, or modifying the "key" attribute of any field.

**Action:** Care must be taken when performing the modifications mentioned above.

**WARNING: Tables of type "%" should be maintained by % painter**

**Source:** Table Definer

**Explanation:** Maintain tables of the indicated type with its specialized painter, or you may get unexpected results.

**Action:** Cancel the Table Definer session.

**Warning: There are % additional users on the system**

**Source:** Promotion

**Explanation:** This warning message tells you how many other users are on the TIBCO Object Service Broker system.

**Action:** If you are going to do a promotion, make sure that no other users are on the system.

**WARNING: unable to perform all checks, no security on "%"**

**Source:** Screen Definer

**Explanation:** On the way into the Screen Definer, certain checks are performed to ensure the screen is structured correctly. Due to lack of security on the identified table, some of the checks that involve this table cannot be performed.

**Action:** Obtain proper security on the identified table or replace it with one with proper security.

**WARNING: values may be truncated; use DETAIL for full display**

**Source:** Unload

**Explanation:** You are viewing the data instance list for a table, as requested from the UNLOAD screen via the INSTANCE SELECT function. Since this display shows only a fixed number of characters/parameter value, and the parameter may have greater length than this number, you may not see the entire value in this screen.

**Action:** If you wish to see the parameter values for a given data instance in their entirety, position the cursor to the instance entry required and press the DETAIL function. You will be shown a screen which has parameter values only for that instance.

**Warning - Cannot validate all of the definition.**  
**Press <PF3> to confirm.**

**Source:** ADABAS Definer

**Explanation:** Because the definition is of a DBID and FILENO combination that has not been extracted, the definer is unable to cross validate all of the components of the definition. Note that this message could appear if the DBID and FILENO combination have been incorrectly specified.

**Action:** Either except the definition and ensure manually that it is correct or extract the DBID and FILENO combination and then re-save or redefine the table to validate the definition.

**WELCOME TO THE ADMINISTRATOR,  
 PRESS PF1 ON ANY SCREEN FOR HELP**

**Source:** S6BTLADM - COMMON MESSAGES

**Explanation:** The welcome messages is an information message to ensure users are aware of the online help facility in the TIBCO Object Service Broker Administrator utility.

**Action:** No action required.

**WHERE string invalid on % to table "%"**

**Source:** TAM

**Explanation:** One of the following occurred:

- A non-unique key selection was specified for a DELETE operation.
- An INSERT/REPLACE operation specified a selection string.

**Action:** Do one of the following:

- Specify a unique key selection for a DELETE operation.
- Remove the selection string in the INSERT/REPLACE operation.

**Will not delete actual job in operating system**

**Source:** Batch Submission Tool

**Explanation:** When you delete a batch request that has a status of SUBMITTED or EXECUTING, the delete command removes the request entry from only the TIBCO Object Service Broker queue. You are still required to delete the job from the operating system job queue.

**Action:** Press <PF22> to confirm that you want to delete the job, or press any other key to cancel the deletion request. If you confirmed the deletion request, delete the job entry in the operating system.

**Window Manager ERROR: Unable to restore previous window.**

**Source:** Rule Editor

**Explanation:** Internal error.

**Action:** Contact TIBCO Support.

**WORK SPACE NOT AVAILABLE TO COMPLETE REQUEST**

**Source:** S6BTLADM - COMMON MESSAGES

**Explanation:** When attempting to perform large data manipulations the Administrator uses a large work buffer. During program initialization this work buffer could not be acquired.

**Action:** Try rerunning the Administrator utility with a larger region size.

**Write to "%" dataset failed; module "%"; R15 = %**

**Source:** Session Manager

**Explanation:** Write to sort work file failed. The DDNAME, the module name, and the return code are supplied for diagnostic purposes.

**Action:** Call your system administrator to check the return code in Register 15 against the appropriate vendor's manual. Correct the problem as required.

## Messages beginning with: X

---

### **XCALL statement not permitted in a derived fields, trigger, or validation rule**

**Source:** Interpreter

**Explanation:** You cannot use a TRANSFERCALL statement in a derived field or an event rule.

**Action:** Verify that the derived field or event rule does not invoke another rule with TRANSFERCALL.

### **XXXXXXXX HAS AN UNKNOWN CONNECTION TYPE CODE**

**Source:** S6BTLADM - USER ACTIVITY

**Explanation:** When translating the connection type code for the display, the type code could not be identified.

**Action:** Contact TIBCO Support.

### **XXXXXXXX IS A SERVICE REQUESTOR FROM NODE XX-16-XX**

**Source:** S6BTLADM - USER ACTIVITY

**Explanation:** The connection list is intended to display information about Execution Engine type connections. The selection you made is for a connection from a Peer TIBCO Object Service Broker identified by the specified node name.

**Action:** No action is required.

### **XXXXXXXX NOT AVAILABLE, LIST PRESENTED IN ITS PLACE**

**Source:** S6BTLADM - USER ACTIVITY

**Explanation:** The specified connection ID is not available for detailed display. The general connection list is redisplayed in its place.

### **XXXXXXXX IS A XXXX SERVER ASSOCIATED WITH XXXXXXXX IN STREAM XX**

**Source:** S6BTLADM - USER ACTIVITY

**Explanation:** The connections display is intended to process Execution Environment connections. The connection you selected is a gateway (server) of the specified type that is currently in use by the specified user.

**Action:** No action is required.

### **XXXXXXXX IS AN AVAILABLE XXXX SERVER**

**Source:** S6BTLADM - USER ACTIVITY

**Explanation:** The connection screen is intended to list Execution Environment sessions. The connection you selected to display is a gateway (server) of the specified type. The specified gateway is not currently in use by any transactions.

**Action:** No action is required.

### **XXXXXXXX IS SIGNING ON, DETAIL STATUS NOT AVAILABLE**

**Source:** S6BTLADM - USER ACTIVITY

**Explanation:** The selected connection has not completed all the logon processing. You will not be able to retrieve detailed information until the log on processing is complete.

**Action:** Retry your request.

**Action:** No action required.



## Messages beginning with: Y

---

### **YOU ARE NOT AUTHORIZED FOR THE REQUESTED SELECTION**

**Source:** S6BTLADM - COMMON MESSAGES

**Explanation:** You have selected a menu item for which you are not authorized.

**Action:** Contact your security administration people and have them set up the appropriate security. Refer to the Security manual for further details on security.

### **You are NOT AUTHORIZED to change this information**

**Source:** Security

**Explanation:** A Security Administrator is viewing the profile of a user or another SecAdmin, and this message just reminds the administrator that updates are not allowed (e.g., through option lists).

**Action:** No action required.

### **You are not authorized to PAINT screen table "%"**

**Source:** Screen Definer

**Explanation:** From the Screen Definer, you requested painting a screen table; however, you do not have definition access to the screen table.

**Action:** You can request that the OWNER (usually the CREATOR) provide you with the required authority:

- READ to view the screen table definition
- CHANGE DEFINITION to modify the screen table definition.

### **You can only specify display masks for non-literal fields**

**Source:** Screen and Report Painters

**Explanation:** You cannot specify display masks for literals.

**Action:** Delete the specified display mask.

### **You cannot add users; selected USERID(s) ignored**

**Source:** Security

**Explanation:** The Security Administrator is not authorized to add users to a group definition, so the request is ignored.

**Action:** No action required.

### **You cannot change any Group information %**

**Source:** Security

**Explanation:** You attempted to change group information when you are only authorized to view the information.

**Action:** No action required.

### **You cannot DELETE this object set; it is currently ENABLED**

**Source:** Security

**Explanation:** You attempted to delete an object set definition, but you cannot because the object set is enabled.

**Action:** You must cancel from this screen. To delete the object set, you must first disable it by removing all the members from the enable list.

**You cannot SAVE changes; this object set is ENABLED****Source:** Security**Explanation:** You tried to save an object set definition screen, or one of its function screens, and this message informs you that the object set cannot be updated because it is enabled.**Action:** You must cancel from this screen. To update the object set definition, first disable the object set by removing all the members from the object set enable list.**You do NOT have authorization to include user in this group****Source:** Security**Explanation:** In the Memberships screen of a userid profile, a Security Administrator tried to add a new group for the userid. However, the Security Administrator does not have update authorization for the added group.**Action:** Remove the entry from the list. The Security Administrator can look at the group definition and then request the owner of the group to include the userid in the group definition.**You do NOT have security authorization for %****Source:** Menu Definer**Explanation:** You have requested to view a menu definition or save changes for a menu definition; however, you do not have the proper security authorization.**Action:** You must obtain the appropriate security authorization for the part of the menu mentioned.**You do not have security authorization to % this library****Source:** Define Library**Explanation:** You tried to look at or update a library definition when you do not have the security authorization for that library.**Action:** You can request proper authorization from either the owner of the library, the security administrator of the owner of the library, or any security level-7 user (i.e., someone with system administrator status).**You may not add more items to this core information****Source:** General Table Definer**Explanation:** You have requested to add another entry to some core information you are updating for the MetaStor table you are defining. The maximum number of entries allowed for this part of the core information has already been reached.**Action:** You cannot add more items. You can update another one or delete one and then add.**You may not delete this core item****Source:** General Table Definer**Explanation:** You have requested to delete some required core information.**Action:** You can update this core item instead of deleting it.

**You may NOT specify non-CA-Datacom-key data (in "%") as a KEY****Source:** CA-Datacom Table Definer**Explanation:** You specified a CA-Datacom field that is not part of the CA-Datacom key to be a key of the TIBCO Object Service Broker DAT Table Definition. This is not supported.**Action:** You must remove the P specification from the KEY column of the offending entry.**You must change screen name to "%" to DELETE from here****Source:** Screen Definer**Explanation:** You have changed the screen name after entering the Screen Definer and you are now trying to delete.**Action:** To delete the named screen, cancel and reinitiate the Screen Definer with the name of the screen to be deleted, or change the name back to the Screen name you entered the Definer with. You may then delete this screen.**You must fill in a name before SAVING****Source:** Session Manager**Explanation:** You were defining a menu and pressed <PF3> to save; however, the menu is not named.**Action:** You must name the menu before saving it. Enter the name into the field at the top of the menu screen.**You must have an entry for this part of the definition****Source:** General Table Definer**Explanation:** When using the generic Table Definer, you have not specified some core information which is required to define a table of this type.**Action:** Supply a valid entry for the missing part of the definition.**You must have at least ONE entry to SAVE a Group****Source:** Security**Explanation:** You requested to save a group definition, but there are no users on the membership list.**Action:** Either include a member in the group and save, or cancel.**You must have borrowing ability to use this utility****Source:** Promotion**Explanation:** You must be a borrower to use this tool.**Action:** Set your userid to have the ability to obtain borrowing rights on objects. You must have a security level of 7.**You must provide a unique number for each field****Source:** CA-Datacom Table Definer**Explanation:** You have not specified a unique field number for all of the fields in the definition.**Action:** Correct the definition by specifying a unique field number for each field.

**You must provide a valid DAT Field Name for each field****Source:** CA-Datcom Table Definer**Explanation:** You specified the CA-Datcom field name to use for the TIBCO Object Service Broker field in the DAT Table you are defining. The CA-Datcom field you specified is not in the CA-Datcom table you specified.**Action:** Use FIELDS to determine which CA-Datcom field names can be used in this table definition. Also, ensure that the CA-Datcom table you are using (specified in the previous screen) is the correct one.**You must provide a valid object name for each field****Source:** General Table Definer**Explanation:** You have provided a name for a field. The name is not valid. See the Managing Data manual for valid field names.**Action:** Replace the invalid name with a valid field name.**You must set up table % for node %****Source:** Promotion**Explanation:** You must customize the specified table for the specified node. The promotion utility needs the information in the specified table in order to continue with your requested activity.**Action:** Create an occurrence in the specified table for the specified node.**You must specify a % before continuing****Source:** Table Definer**Explanation:** You have not provided a value for a required field.**Action:** Specify required information and try the operation again.**You must specify a % for that object type****Source:** Copy Definition**Explanation:** You have specified a RULE object without specifying LIBRARY.**Action:** You must specify the appropriate information before the operation can complete.**You must specify a REPORT FUNCTION****Source:** Report Definer**Explanation:** You must specify a report function if you specify an OF FIELD, BY FIELD, or report function SELECTION.**Action:** Select a report function from the available list.**You must specify at least a destination name****Source:** Definition Differences**Explanation:** You must specify a name in list 2 for the copy of the object.**Action:** Type in the name and/or other attributes in list2.

**You must specify library NAME****Source:** Define Library**Explanation:** You executed DEFINE\_LIBRARY, but you did not specify a library name.**Action:** Execute DEFINE\_LIBRARY again, but provide a library name as an argument in the execute request, or provide a library name when you are prompted for one. If you want to access an existing library and you do not know its name, place the cursor next to the DL define library field and press <Enter>. You will see a list of libraries that you can choose from.**You must specify the screen table that has field "%"****Source:** Screen Definer**Explanation:** You have entered a field name to the SCROLL FIELD ENTRY or DEFAULT CURSOR POSITION specification, but did not enter the name of a screen table.**Action:** Enter the name of a valid screen table.**YOU MUST SPECIFY THE TYPE AND GROUP IN ORDER TO REQUEST THE DETAILED DISPLAY SCREEN****Source:** S6BTLADM-Resource Management**Explanation:** In order to bypass the Resource Group List screen and advance directly to the Detail screen for a specific resource you must key in the type and group name.**Action:** Key in the required information and retry your request or select the desired type and invoke the Group List screen.**You should have a BODY table****Source:** Report Definer**Explanation:** A report should have at least one body table in it.**Action:** Create a body table.**Your userid is not logged onto CICS****Source:** Security**Explanation:** You tried to log on from CICS using a userid that differs from the CICS one. Due to security restrictions, only the userid that matches the CICS user ID is allowed when logging in from CICS.**Action:** Contact your security administrator or ensure that your userid and CICS user ID are the same.

## Messages beginning with: Numerals

---

### **1-15 Display place holders allowed in display mask "%"**

**Source:** Screen and Report Painters

**Explanation:** You can have up to 15 display place holders in a display mask.

**Action:** Decrease the number of place holders so that it is between 1 and 15.

### **1 selected instance has been UNSELECTED**

**Source:** Unload

**Explanation:** In INSTANCE SELECT you have requested to unselect any currently selected instances. There was one selected and it has been unselected.

**Action:** No action required.