



**TIBCO Runtime Agent™**

**Release Notes**

*Software Release 5.11.1  
November 2019*

## Important Information

SOME TIBCO SOFTWARE EMBEDS OR BUNDLES OTHER TIBCO SOFTWARE. USE OF SUCH EMBEDDED OR BUNDLED TIBCO SOFTWARE IS SOLELY TO ENABLE THE FUNCTIONALITY (OR PROVIDE LIMITED ADD-ON FUNCTIONALITY) OF THE LICENSED TIBCO SOFTWARE. THE EMBEDDED OR BUNDLED SOFTWARE IS NOT LICENSED TO BE USED OR ACCESSED BY ANY OTHER TIBCO SOFTWARE OR FOR ANY OTHER PURPOSE.

USE OF TIBCO SOFTWARE AND THIS DOCUMENT IS SUBJECT TO THE TERMS AND CONDITIONS OF A LICENSE AGREEMENT FOUND IN EITHER A SEPARATELY EXECUTED SOFTWARE LICENSE AGREEMENT, OR, IF THERE IS NO SUCH SEPARATE AGREEMENT, THE CLICKWRAP END USER LICENSE AGREEMENT WHICH IS DISPLAYED DURING DOWNLOAD OR INSTALLATION OF THE SOFTWARE (AND WHICH IS DUPLICATED IN THE LICENSE FILE) OR IF THERE IS NO SUCH SOFTWARE LICENSE AGREEMENT OR CLICKWRAP END USER LICENSE AGREEMENT, THE LICENSE(S) LOCATED IN THE "LICENSE" FILE(S) OF THE SOFTWARE. USE OF THIS DOCUMENT IS SUBJECT TO THOSE TERMS AND CONDITIONS, AND YOUR USE HEREOF SHALL CONSTITUTE ACCEPTANCE OF AND AN AGREEMENT TO BE BOUND BY THE SAME.

ANY SOFTWARE ITEM IDENTIFIED AS THIRD PARTY LIBRARY IS AVAILABLE UNDER SEPARATE SOFTWARE LICENSE TERMS AND IS NOT PART OF A TIBCO PRODUCT. AS SUCH, THESE SOFTWARE ITEMS ARE NOT COVERED BY THE TERMS OF YOUR AGREEMENT WITH TIBCO, INCLUDING ANY TERMS CONCERNING SUPPORT, MAINTENANCE, WARRANTIES, AND INDEMNITIES. DOWNLOAD AND USE OF THESE ITEMS IS SOLELY AT YOUR OWN DISCRETION AND SUBJECT TO THE LICENSE TERMS APPLICABLE TO THEM. BY PROCEEDING TO DOWNLOAD, INSTALL OR USE ANY OF THESE ITEMS, YOU ACKNOWLEDGE THE FOREGOING DISTINCTIONS BETWEEN THESE ITEMS AND TIBCO PRODUCTS.

This document is subject to U.S. and international copyright laws and treaties. No part of this document may be reproduced in any form without the written authorization of TIBCO Software Inc.

TIBCO, the TIBCO logo, the TIBCO O logo, TIBCO Hawk, TIBCO Rendezvous, TIBCO Runtime Agent, ActiveMatrix BusinessWorks, TIBCO Administrator, TIBCO Designer, TIBCO ActiveMatrix Service Gateway, TIBCO BusinessEvents, TIBCO BusinessConnect, and TIBCO BusinessConnect Trading Community Management are either registered trademarks or trademarks of TIBCO Software Inc. in the United States and/or other countries.

Java and all Java based trademarks and logos are trademarks or registered trademarks of Oracle and/or its affiliates.

All other product and company names and marks mentioned in this document are the property of their respective owners and are mentioned for identification purposes only.

This software may be available on multiple operating systems. However, not all operating system platforms for a specific software version are released at the same time. See the readme file for the availability of this software version on a specific operating system platform.

THIS DOCUMENT IS PROVIDED "AS IS" WITHOUT WARRANTY OF ANY KIND, EITHER EXPRESS OR IMPLIED, INCLUDING, BUT NOT LIMITED TO, THE IMPLIED WARRANTIES OF MERCHANTABILITY, FITNESS FOR A PARTICULAR PURPOSE, OR NON-INFRINGEMENT.

THIS DOCUMENT COULD INCLUDE TECHNICAL INACCURACIES OR TYPOGRAPHICAL ERRORS. CHANGES ARE PERIODICALLY ADDED TO THE INFORMATION HEREIN; THESE CHANGES WILL BE INCORPORATED IN NEW EDITIONS OF THIS DOCUMENT. TIBCO SOFTWARE INC. MAY MAKE IMPROVEMENTS AND/OR CHANGES IN THE PRODUCT(S) AND/OR THE PROGRAM(S) DESCRIBED IN THIS DOCUMENT AT ANY TIME.

THE CONTENTS OF THIS DOCUMENT MAY BE MODIFIED AND/OR QUALIFIED, DIRECTLY OR INDIRECTLY, BY OTHER DOCUMENTATION WHICH ACCOMPANIES THIS SOFTWARE, INCLUDING BUT NOT LIMITED TO ANY RELEASE NOTES AND "READ ME" FILES.

This and other products of TIBCO Software Inc. may be covered by registered patents. Please refer to TIBCO's Virtual Patent Marking document (<https://www.tibco.com/patents>) for details.

Copyright © 1999-2019. TIBCO Software Inc. All Rights Reserved.



# Contents

<b>Preface</b> .....	<b>ix</b>
Related Documentation .....	x
TIBCO Runtime Agent Documentation .....	x
Other TIBCO Product Documentation .....	x
Typographical Conventions .....	xii
TIBCO Product Documentation and Support Services .....	xiv
How to Access TIBCO Documentation .....	xiv
How to Contact TIBCO Support .....	xiv
How to Join TIBCO Community .....	xiv
<b>Release Notes</b> .....	<b>1</b>
New Features .....	2
Release 5.11.1 .....	2
Release 5.11.0 .....	3
Release 5.10.2 .....	3
Release 5.10.1 .....	4
Release 5.10.0 .....	5
Release 5.9.1 .....	7
Release 5.9.0 .....	8
Release 5.8.0 .....	9
Release 5.7.4 .....	10
Release 5.7.3 .....	11
Release 5.7.2 .....	12
Release 5.7.1 .....	12
Release 5.7.0 .....	13
Release 5.6.2 .....	14
Release 5.6.1 .....	15
Release 5.6.0 .....	15
Release 5.5.4 .....	18
Release 5.5.3 .....	18
Release 5.5.2 .....	18
Release 5.5.1 .....	18
Release 5.5.0 .....	18
Release 5.4.3 .....	20
Release 5.4.2 .....	20
Release 5.4.1 .....	20
Release 5.4.0 .....	20

Release 5.3.3	21
Release 5.3.2	21
Release 5.3.1	22
Release 5.3.0	22
Release 5.2.1	26
Release 5.2.0	26
Release 5.1.2	27
Release 5.0.0	27
Changes in Functionality	28
Release 5.11.1	28
Release 5.11.0	28
Release 5.10.2	28
Release 5.10.1	28
Release 5.10.0	28
Release 5.9.1	28
Release 5.9.0	28
Release 5.8.0	29
Release 5.7.4	29
Release 5.7.3	29
Release 5.7.2	29
Release 5.7.1	29
Release 5.7.0	29
Release 5.6.2	30
Release 5.6.1	32
Release 5.6.0	32
Release 5.5.4	33
Release 5.5.3	33
Release 5.5.2	33
Release 5.5.1	33
Release 5.5.0	34
Release 5.4.3	34
Release 5.4.2	34
Release 5.4.1	34
Release 5.4.0	34
Release 5.3.3	34
Release 5.3.2	34
Release 5.3.1	35
Release 5.3.0	35
Release 5.1.3	36
Release 5.0	36
Deprecated Features	39
Release 5.11.1	39
Release 5.11.0	39
Release 5.10.2	39

Release 5.10.1 .....	40
Release 5.10.0 .....	40
Release 5.9.1 .....	40
Release 5.9.0 .....	40
Release 5.8.0 .....	40
Release 5.7.4 .....	41
Release 5.7.3 .....	41
Release 5.7.2 .....	41
Release 5.7.1 .....	41
Release 5.7.0 .....	41
Release 5.6.2 .....	41
Release 5.6.1 .....	41
Release 5.6.0 .....	41
Release 5.5.4 .....	42
Release 5.5.3 .....	42
Release 5.5.2 .....	42
Release 5.5.1 .....	42
Migration and Compatibility .....	45
Release 5.11.1 .....	45
Release 5.11.0 .....	45
Release 5.10.2 .....	45
Release 5.10.1 .....	45
Release 5.10.0 .....	45
Release 5.6.2 .....	46
Release 5.6.0 .....	46
Release 5.4.2 .....	47
Release 5.3.3 .....	47
Release 5.3.1 .....	47
Release 5.1.3 .....	48
Release 5.1.2 .....	49
Closed Issues .....	50
Known Issues .....	122





# Preface

TIBCO Runtime Agent™ is a bundle of TIBCO software and third-party software that is needed to run many TIBCO applications such as TIBCO BusinessWorks™ and TIBCO® Adapters.

## Topics

---

- [Related Documentation, page x](#)
- [Typographical Conventions, page xii](#)
- [TIBCO Product Documentation and Support Services, page xiv](#)

## Related Documentation

---

This section lists documentation resources you may find useful.

### TIBCO Runtime Agent Documentation

The TIBCO Runtime Agent™ software suite is a prerequisite for other TIBCO software products. In addition to Runtime Agent components, the software suite includes the third-party libraries used by other TIBCO products, TIBCO Designer™, Java Runtime Environment (JRE), TIBCO Rendezvous®, and TIBCO Hawk®.

The following documents form the TIBCO Runtime Agent™ documentation set:

- *TIBCO Runtime Agent™ Installation* Read this manual for instructions on site preparation and installation.
- *TIBCO Runtime Agent™ Installing Into a Cluster* Read this manual for instructions on installing TIBCO applications into a cluster environment.
- *TIBCO Runtime Agent™ Upgrading to Release 5.11.1* Read this manual for instructions on upgrading from release 5.x to release 5.11.1.
- *TIBCO Runtime Agent™ Domain Utility User's Guide* Read this manual for instructions on using TIBCO Domain Utility to create and manage administration domains.
- *TIBCO Runtime Agent™ Scripting Deployment User's Guide* Read this manual for instructions on using the AppManage scripting utility to deploy applications.
- *TIBCO Runtime Agent™ Authentication API User's Guide* Read this manual for instructions on using Authentication API.
- *TIBCO Runtime Agent™ Release Notes* Read the release notes for a list of new and changed features. This document also contains lists of known issues and closed issues for this release.

### Other TIBCO Product Documentation

You may find it useful to read the documentation for the following TIBCO products:

- **TIBCO Administrator™:** TIBCO Administrator allows you to manage users, machines and applications defined in a TIBCO administration domain. The TIBCO Administrator graphical user interface enables users to deploy, monitor, and start and stop TIBCO applications.

- TIBCO Designer™: This graphical user interface is used for designing and creating integration project configurations and building an Enterprise Archive (EAR) for the project. The EAR can then be used by TIBCO Administrator for deploying and running the application.
- TIBCO Hawk®: This is a tool for monitoring and managing distributed applications and operating systems.
- TIBCO Rendezvous®: Rendezvous enables programs running on many different kinds of computers on a network to communicate seamlessly. It includes two main components: the Rendezvous application programming interface (API) in several languages, and the Rendezvous daemon.
- TIBCO Enterprise Message Service™: This software lets application programs send and receive messages using the Java Message Service (JMS) protocol. It also integrates with TIBCO Rendezvous and TIBCO SmartSockets® messaging products.
- TIBCO ActiveMatrix BusinessWorks™: ActiveMatrix BusinessWorks is a scalable, extensible, and easy to use integration platform that allows you to develop integration projects. ActiveMatrix BusinessWorks includes a GUI for defining business processes and an engine that executes the process.
- TIBCO® Adapter software: TIBCO Runtime Agent is a prerequisite for TIBCO Adapter products. You will therefore find TIBCO Adapter product documentation useful.

## Typographical Conventions




---

The following typographical conventions are used in this manual.

Table 1 General Typographical Conventions

Convention	Use
<i>ENV_NAME</i> <i>TIBCO_HOME</i> <i>TRA_HOME</i>	<p>TIBCO products are installed into an installation environment. A product installed into an installation environment does not access components in other installation environments. Incompatible products and multiple instances of the same product must be installed into different installation environments.</p> <p>An installation environment consists of the following properties:</p> <ul style="list-style-type: none"> <li>• <b>Name</b> Identifies the installation environment. This name is referenced in documentation as <i>ENV_NAME</i>. On Microsoft Windows, the name is appended to the name of Windows services created by the installer and is a component of the path to the product shortcut in the Windows Start &gt; All Programs menu.</li> <li>• <b>Path</b> The folder into which the product is installed. This folder is referenced in documentation as <i>TIBCO_HOME</i>.</li> </ul> <p><i>TIBCO Runtime Agent</i> installs into a directory within a <i>TIBCO_HOME</i>. This directory is referenced in documentation as &lt;ProductAcronym&gt;_HOME. The default value of &lt;ProductAcronym&gt;_HOME depends on the operating system. For example on Windows systems, the default value is C:\tibco\&lt;ProductAcronym&gt;\&lt;ReleaseNumber&gt;.</p>
code font	<p>Code font identifies commands, code examples, filenames, pathnames, and output displayed in a command window. For example:</p> <p>Use MyCommand to start the foo process.</p>
<b>bold code font</b>	<p>Bold code font is used in the following ways:</p> <ul style="list-style-type: none"> <li>• In procedures, to indicate what a user types. For example: Type <b>admin</b>.</li> <li>• In large code samples, to indicate the parts of the sample that are of particular interest.</li> <li>• In command syntax, to indicate the default parameter for a command. For example, if no parameter is specified, MyCommand is enabled: MyCommand [<b>enable</b>   disable]</li> </ul>

Table 1 General Typographical Conventions (Cont'd)

Convention	Use
<i>italic font</i>	<p>Italic font is used in the following ways:</p> <ul style="list-style-type: none"> <li>• To indicate a document title. For example: See <i>TIBCO ActiveMatrix BusinessWorks Concepts</i>.</li> <li>• To introduce new terms. For example: A portal page may contain several portlets. <i>Portlets</i> are mini-applications that run in a portal.</li> <li>• To indicate a variable in a command or code syntax that you must replace. For example: <code>MyCommand <i>PathName</i></code></li> </ul>
Key combinations	<p>Key names separated by a plus sign indicate keys pressed simultaneously. For example: <code>Ctrl+C</code>.</p> <p>Key names separated by a comma and space indicate keys pressed one after the other. For example: <code>Esc, Ctrl+Q</code>.</p>
	The note icon indicates information that is of special interest or importance, for example, an additional action required only in certain circumstances.
	The tip icon indicates an idea that could be useful, for example, a way to apply the information provided in the current section to achieve a specific result.
	The warning icon indicates the potential for a damaging situation, for example, data loss or corruption if certain steps are taken or not taken.

## TIBCO Product Documentation and Support Services

---

For information about this product, you can read the documentation, contact TIBCO Support, or join TIBCO Community.

### How to Access TIBCO Documentation

Documentation for TIBCO products is available on the TIBCO Product Documentation website mainly in the HTML and PDF formats.

The TIBCO Product Documentation website is updated frequently and is more current than any other documentation included with the product. To access the latest documentation, visit <https://docs.tibco.com>.

Documentation for TIBCO Runtime Agent™ is available on the <https://docs.tibco.com/products/tibco-runtime-agent>

### How to Contact TIBCO Support

You can contact TIBCO Support in the following ways:

- For an overview of TIBCO Support, visit <https://www.tibco.com/services/support>.
- For accessing the Support Knowledge Base and getting personalized content about products you are interested in, visit the TIBCO Support portal at <https://support.tibco.com>.
- For creating a Support case, you must have a valid maintenance or support contract with TIBCO. You also need a user name and password to log in to <https://support.tibco.com>. If you do not have a user name, you can request one by clicking **Register** on the website.

### How to Join TIBCO Community

TIBCO Community is the official channel for TIBCO customers, partners, and employee subject matter experts to share and access their collective experience. TIBCO Community offers access to Q&A forums, product wikis, and best practices. It also offers access to extensions, adapters, solution accelerators, and tools that extend and enable customers to gain full value from TIBCO products. In addition, users can submit and vote on feature requests from within the [TIBCO Ideas Portal](#). For a free registration, go to <https://community.tibco.com>.

# Release Notes

See the TIBCO Product Support web site at <https://support.tibco.com> for product information that was not available at release time. Entry to this site requires a user name and password. If you do not have a user name, you can request for one. You must have a valid maintenance or support contract to use this site.

## Topics

---

- [New Features, page 2](#)
- [Changes in Functionality, page 28](#)
- [Deprecated Features, page 39](#)
- [Migration and Compatibility, page 45](#)
- [Closed Issues, page 50](#)
- [Known Issues, page 122](#)

## New Features

---

This section lists the features added since the last major release of this product.

### Release 5.11.1

The following new features have been added to this release:

#### Supported Security Vendors

This release adds support for:

- BouncyCastle

#### TLS/SSL Ciphers Control

This release provides support for granular control of TLS/SSL ciphers.

#### Cipher Suites

This release provides support to include or exclude cipher suites. For more information, see the "TIBCO Crypto Library" section of *TIBCO Runtime Agent Installation* guide.

#### Updated Package Contents

The following package is updated in this release:

- TIBCrypt.jar 2.19.0.023

#### Third-Party Software Bundle

The following third-party software is now bundled with TIBCO Runtime Agent™:

- Apache Tomcat 7.0.94
- BouncyCastle bc-fips-1.0.2.jar
- BouncyCastle bcpkix-fips-1.0.1.jar
- BouncyCastle bcmail-fips-1.0.1.jar
- BouncyCastle bcpkix-fips-1.0.3.jar

#### Supported LDAP Servers

This release adds support for:



- Microsoft Active Directory Windows 2016
- Oracle Unified Directory 12c PS3
- Ping Directory 7.x

## Release 5.11.0

The following new features have been added to this release:

### Supported Databases

This release adds support for:

- MariaDB database server 10.2.13
- PostgreSQL database 10.0

### Updated Package Contents

The following packages are updated in this release:

- TIBCO Hawk 5.2.0 Hotfix 004
- TIBCOXML 5.60.200.001

### Third-Party Software Bundle

The following third-party software is now bundled with TIBCO Runtime Agent

- Apache Tomcat 7.0.85
- Xalan.jar 2.7.2
- jms.jar 2.0
- httpclient.jar 4.5.5
- httpcore.jar 4.4.9

## Release 5.10.2

The following new features have been added to this release:

### Supported Security Vendors

This release adds support for:

- BouncyCastle

## **TLS/SSL Ciphers Control**

This release provides support for granular control of TLS/SSL ciphers.

## **Cipher Suites**

This release provides support to include or exclude cipher suites. For more information, see the "TIBCO Crypto Library" section of *TIBCO Runtime Agent Installation* guide.

## **Updated Package Contents**

The following package is updated in this release:

- TIBCrypt.jar 2.19.0.023

## **Third-Party Software Bundle**

The following third-party software is now bundled with TRA™

- Apache Tomcat 7.0.94
- BouncyCastle bc-fips-1.0.2.jar
- BouncyCastle bcpkix-fips-1.0.1.jar
- BouncyCastle bcprf-fips-1.0.3.jar

## **Supported LDAP Servers**

This release adds support for:

- Microsoft Active Directory Windows 2016
- Oracle Unified Directory 12c PS3
- Ping Directory 7.x

## **Release 5.10.1**

The following new features have been added to this release:

### **Supported Platforms**

This release adds support for:

- Microsoft Windows 10
- Microsoft Windows 7

- Microsoft Windows Sever 2016
- Red Hat Enterprise Linux 7.x
- AIX 7.2
- SUSE Linux 12.x

### **Supported Databases**

This release adds support for:

- PostgreSQL database 9.5.x and above
- MariaDB database server 10.1.x
- MySQL database
- MSSQL Server 2016
- Oracle 12c R2

### **Updated Package Contents**

The following packages are updated in this release:

- TIBCrypt 2.18.500.002
- TIBCO Universal Installer 3.6.4

### **Third-Party Software Bundle**

The following third-party software is now bundled with TIBCO Runtime Agent

- Apache Tomcat 7.0.82
- Entrust 8.0.104.001
- Commons-collection.jar 3.2.2

## **Release 5.10.0**

The following are the new features in this release.

### **Support for EMS Administration Using SSL Connections**

Using the EMS plug-in, you can monitor and manage EMS servers using SSL connections.

## Changing TIBCO Hawk HMA Parameters

The Domain utility and domainutilitycmd now provide an option to change Hawk HMA parameters for a domain with EMS transport. You can add or change these parameters while creating a domain or adding a machine to a domain.

## Changing TIBCO Hawk AMI Parameters

The Domain utility and domainutilitycmd provide an option to change AMI RVD parameters for a domain with EMS transport. You can add or change these parameters while creating a domain or adding a machine to a domain.

## Support for Silent Uninstaller

This release adds support for the silent Uninstaller option of the Universal Installer, version 3.4.1 or above.

## Supported Platforms

This release adds support for:

- Microsoft Windows 8.1 (64-bit)
- Red Hat Enterprise Linux 7.x (64-bit)
- Oracle Enterprise Linux 7.x (64-bit)

## Supported Databases

This release adds support for:

- Oracle 12c RAC
- Microsoft SQL Server 2014

## Updated Package Contents

The following packages are updated in this release:

- TIBCO Wrapper 2.4.6 (The wrapper, pwrapper, and gwrapper assemblies are installed in the 32-bit and 64-bit directories.)
- TIBCO Rendezvous 8.4.3
- TIBCO Hawk 5.2.0
- TIBCOXML 5.60.0.002
- TIBCrypt 2.18.300.001
- TIBCO Universal Installer 3.4.1

### **Third-Party Software Bundle**

This release adds support for:

- Apache Tomcat 7.0.62
- JRE 1.8

## **Release 5.9.1**

The following are the new features in this release.

### **Adding or Registering Tomcat 7 to the Admin Domain**

During addition or registration of Tomcat to the Admin domain, Tomcat 7 is now available as an option in the Domain Utility.

### **Supported Databases**

This release adds support for DB2 10.1.

### **Updated Package Contents**

The following packages are updated for this release.

- TIBCO Wrapper 2.4.5 (The wrapper, pwrapper, and gwrapper assemblies are installed in the 32-bit and 64-bit directories.)
- TIBCO Hawk 5.1.0 Hotfix 001
- TIBCO Adapter SDK 5.8.0 Hotfix 005
- TIBCrypt 2.18.100.002
- TIBCOXML 5.51.900
- TIBCO Universal Installer 3.3.0.004

### **Third-Party Software Bundle**

The following third-party software is now bundled with TIBCO Runtime Agent:

- JRE 1.7 updates 76
- WSTX library version `wstx-as1-3.2.9.jar`
- Apache Tomcat 7.0.57

## Release 5.9.0

The following are the new features in this release.

### Supported Platforms

This release adds support for Windows 8, Windows Server 2012, Windows Server 2012 R2, and Oracle Enterprise Linux 6.x.x (x86 and x86-64).

### Supported Databases

This release adds support for Oracle 12c and Microsoft SQL Server 2012.

### Updated Package Contents

The following packages are updated for this release.

- TIBCO Runtime Agent Crypto 2.18.0.003
- TIBCO Universal Installer 3.2.4
- TIBCO Wrapper 2.4.2 (The wrapper, pwrapper, and gwrapper assemblies are installed in the 32-bit and 64-bit directories.)
- TIBCrypt Password 2.13.100.004
- TIBCOXML 5.51.800.006
- TIBCO Hawk 5.1.0

### Third-party Software Bundle

The following third-party software is now bundled with TIBCO Runtime Agent:

- Apache Tomcat 7.0.52
- JRE 1.7 updates 55
- Entrust 8.0
- XercesJ 2.11
- Commons Pool 1.6
- Commons Logging 1.1.1
- XMLSEC 1.5.6

### TIBCO Enterprise Message Service Client Libraries Removed

TIBCO Enterprise Message Service (EMS) libraries are removed from TIBCO Runtime Agent.

For products that have a dependency on the EMS client libraries, add the libraries by running the `traUpgradeManager` utility with the `-ems` option.

```
traUpgradeManager -path C:\TIBCO_HOME -ems
C:\TIBCO_HOME\ems\<<version>
```

For example:

```
traUpgradeManager -path C:\tibco -ems C:\tibco\ems\8.0
```

The EMS client libraries are shipped with TIBCO EMS. These libraries are needed if any of the following conditions are applicable:

1. Creating a domain that uses EMS transport
2. Switching the domain transport to EMS
3. Migrating a domain that uses EMS as a transport
4. Using products that require EMS client libraries

For the cases 1, 2, and 3, all machines that are a part of the administrative domain need the EMS client libraries. For the last case, the EMS client libraries are necessary only on machines that host TIBCO Administrator or on machines with products requiring EMS libraries.



For the TIBCO EMS client libraries, you may use the Client-Only installation while installing TIBCO EMS by selecting **Customized Installation** option. The Client-Only option is available since TIBCO EMS 7.0.1 version.

Universal Installer enables you to select the EMS path during installation.

### Added breaklock Option in AppManage Utility

In the `AppManage` utility, a breaklock option is added. You can open the lock held on the application by other users.

## Release 5.8.0

Following are the new features.

### Supported Platforms

This release adds support for Solaris 11 Sparc, Solaris (x86 and x86-64) 11, and AIX 7.1.

## Supported Databases

This release adds support for IBM DB2 9.7 HA for new domains. For domains that are migrated, recreate the domain using TIBCO Administrator 5.8.0.

## Updated Package Contents

The updated package contains the following software:

- Wrapper 2.3.0 (The wrapper, pwrapper, gwrapper assemblies are installed in the 32-bit and 64-bit directories.)
- TIBCO Runtime Agent Crypto 2.16.0
- Entrust 8.0
- TIBCOXML 5.51.600.001
- TIBCO Universal Installer 3.1.0
- JNI 1.6
- `xmlsec-1.4.3-tibco-mod.jar`

## Third-party Software Bundle

The following third-party software is now bundled with TIBCO Runtime Agent:

- Apache Tomcat 7.0.30
- JRE 1.7 (JRE 1.6 and lower versions are not supported. Refer to [Deprecated Features, page 39](#) to see a list of older platforms that are no longer supported in this release for compatibility with JRE 1.7.)

## Deployment Property Names

Deployment property names are sorted in alphabetical order in `.tra` file of target runtime.

## EMS Client Libraries (32-bit)

TIBCO Runtime Agent includes 32-bit EMS client libraries for C++ Adapters for Windows 64-bit package.

## Release 5.7.4

The following are new features in this release:



## Updated Package Contents

The following packaged contents are updated:

- Wrapper 2.2.0
- TIBCO Enterprise Message Service 6.3.0 Client Libraries
- Entrust 7.2.119 SP1 Patch 170072
- vcredist assembly 2.2.1.001
- Mail.jar 1.4.4
- TIBCO Universal Installer 2.9.5

## Microsoft SQL Server

Windows Authentication for Microsoft SQL Server database is supported with TIBCO Administrator domain.

## Release 5.7.3

The following are new features in this release:

### AppStatusCheck Utility

This Command Line utility is used to check the status of applications in a domain. See *TIBCO Administrator Server Configuration Guide* for details.

### Third-party Software Bundle

The following third-party software is now bundled with TIBCO Runtime Agent:

- JRE 1.6
  - JRE 1.6 update 30 on Windows, Solaris, and Linux platforms.
  - JRE 1.6 update 13 on HP-UX platforms.
  - JRE 1.6 (SR10) on AIX platforms.
- Apache Tomcat 5.5.34

### Supported Platforms

This release adds support for the following platforms.

- Oracle Enterprise Linux Server 5.1
- IBM (POWER) AIX 7

### **Updated Package Contents**

The following packaged contents are updated:

- TIBCO Enterprise Message Service 6.1.0 Client Libraries
- TIBCOxml 5.51.500 V3
- TIBCrypt 2.15.0 V9
- TIBCO Universal Installer 2.9.4

### **Microsoft SQL Server**

Microsoft JDBC driver 3.0 is supported in this release.

## **Release 5.7.2**

The following are new features in this release:

### **Third-party Software Bundle**

The following third-party software is now bundled with TIBCO Runtime Agent:

- JRE 1.6 update 27
- Apache Tomcat 5.5.33

### **Supported Platforms**

Red Hat Enterprise Linux 6.0 is supported in this release.

### **Updated Package Contents**

The following packaged contents are updated:

- TIBCO Enterprise Message Service 6.1.0 Client Libraries
- TIBCOxml 5.51.500
- TIBCrypt 2.15.0
- TIBCO Universal Installer 2.9.3

## **Release 5.7.1**

The following are new features in this release:

## Separate Distribution of TIBCO Rendezvous®

TIBCO Rendezvous software is now distributed separately from the main TIBCO Runtime Agent software distribution file. If you received electronic delivery of TIBCO software, download the TIBCO Rendezvous distribution file separately from the TIBCO Runtime Agent distribution file. If you received physical delivery of TIBCO software, the TIBCO Rendezvous software distribution file should be available on the distribution media. Unpack the TIBCO Rendezvous distribution file and the TIBCO Runtime Agent distribution file to the same folder for software installation as per the software installation instructions. When you run the TIBCO Universal Installer for TIBCO Runtime Agent, TIBCO Rendezvous will be included as part of the installation process.

## Release 5.7.0

The following are new features in this release:

### Third-party Software Bundle

The following third-party software is now bundled with TIBCO Runtime Agent.

- Apache Tomcat 5.5.30
- Apache Santuario XML Security 1.4.3
- Apache Harmony ASN.1 5.0.0 M5
- Apache Xerces Java 2.9.1
- Entrust 7.2 SP1 patch 160686

### Supported Platforms

This release adds support for the following platforms.

- Microsoft Windows 7
- Microsoft Windows 2008 SP1
- Microsoft Windows Server 2003 R2
- Microsoft Windows Server 2008 R2
- 64 bit installation package for supported Windows platforms

### Updated Package Contents

The following packaged contents are updated.

- TIBCO Rendezvous 8.3.0

- TIBCO Enterprise Message Service 6.0.0 Client Libraries
- TIBCO Hawk 4.9.0
- TIBCO Adapter SDK 5.7.0 Java libraries
- TPCL 5.7.0
- TIBCrypt 2.14.300.003
- TIBCO XML 5.51.300.009

### **Language Support**

MUI Language Chooser now supports the selection of Simplified Chinese.

## **Release 5.6.2**

The following are new features in this release:

### **Third-party Software Bundle**

The following third-party software is now bundled with TIBCO Runtime Agent.

- JRE 1.6
- Apache Tomcat 5.5.27
- Entrust 7.2 SP1 patch 153378

### **Supported Platforms**

- SUSE Linux Enterprise Server 11 is now supported.

### **Updated Package Contents**

- TIBCrypt 2.14.100.006
- TIBCO Enterprise Message Service 5.1.3 Client Libraries
- TIBCO Hawk 4.8.1 (Hotfix04)
- TIBCO Rendezvous 8.2.1

### **Additional Options for the TRA Upgrade Manager Utility**

TRA Upgrade Manager Utility now supports manual upgrade of JRE paths to version 1.6 in addition to RV paths to 8.2 as well as downgrades to lower versions on specific machines. It also adds include and exclude arguments to allow fine grain control.

## Release 5.6.1

### Supported Platforms

AIX 6.1, Red Hat Enterprise Linux 4.6, 4.7 and 5.2, and SUSE Linux Enterprise 10.2 are now supported.

### Updated Package Components

- TIBCrypt 2.13.1
- TIBCO XML 5.4.3
- TIBCO XML Canon WebDAV Designer Plug-in 1.2.0
- TIBCO Adapter SDK 5.4.1
- TIBCO Hawk 4.8.1 (Hot Fix 3)
- TIBCO Rendezvous 8.1.2
- TPCL 5.6.1
- Data Direct 3.7 P45
- Tomcat 5.5.27

## Release 5.6.0

### Supported Platforms

Windows Server 2008 is now supported.

### 64-bit Installation Improvement

64-bit installation packages are now provided with near-zero configuration.

In order to use TIBCO products (such as TIBCO ActiveMatrix BusinessWorks) with TIBCO Runtime Agent in a 64-bit configuration, manual configuration steps may be required as a post-installation activity. Please consult your TIBCO product documentation for further details.

### JRE 1.6 Support

JRE 1.6 is now supported.

## Vendor-supplied Database Drivers

Database drivers supplied by the database vendor are now supported for Oracle (thin and thick) and Microsoft SQL Server.

## Password Encryption in Application Deployment

- The `server.xml` file for the Tomcat server now encrypts passwords.
- You can now choose to use dynamically generated keys to encrypt password-type data when deploying applications using `AppManage`. In addition, `AppManage` can now encrypt password-type data in exported application configuration files with a user-defined encryption key.

## Deployment Revision History Management

You can now limit the number of revisions to keep for a deployed application.

## LDAP Integration Enhancements

- Domains not already integrated with LDAP at creation time can now be selected for LDAP integration at a later time with the Domain Utility.
- You can now specify the time of day for LDAP synchronization to begin. You can now specify the time of day for expiration of corporate users.
- An alternative algorithm is now provided for computing group hierarchy, which can improve performance when querying from LDAP servers with a large number of groups.

## Additional Options for the buildear Utility

The following options have been added to the builder utility:

- **-a** Specify a properties file containing aliases for DTL library locations.
- **-x** Overwrite the specified output file if it exists.
- **-v** Validate the project before creating the archive.

## Selectable TIBCO Rendezvous Releases

A new utility called `traUpgradeManager` now enables you to change the Rendezvous version you use for your software installation. Supported Rendezvous versions are 7.5.4 and above.

## Logging Enhancement

Additional logging messages for critical events and activities that are clear and easy to understand are now included in the `ApplicationManagement.log` file.

## Adding Machines for Domains with SSL-enabled EMS Transport

You can now add machines via the command line to a domain that uses SSL-enabled TIBCO Enterprise Message Service for domain transport.

## Security Providers in FIPS 140-2 Mode

TIBCrypt can now be initialized in FIPS 140-2 mode when using the Entrust security provider. It can also likewise be initialized in FIPS 140-2 mode when using the IBM provider on IBM machines.

## Tomcat Shutdown Security

A password is now required when shutting down the Tomcat server via the shutdown port for better security of that port.

## Updated Package Components

- TIBCrypt 2.13.0
- TIBCrypt Password 2.12.004
- TIBCO XML 5.4.3
- TIBCO XML Tools Palette 5.6.0
- TIBCO Adapter SDK 5.5
- TIBCO Enterprise Message Service 4.4.3
- TIBCO Hawk 4.8.1
- TPCL 5.6.0

## Obfuscate Utility Enhancement

- A custom encryption key and a machine key are supported for password encryption.
- `-password` and `-passwordFile` are supported to encrypt passwords using a custom encryption key for better security.

## Transparent Application Failover with Oracle 10gR2 (and the Oracle Thin

**Driver)**

When a TIBCO Administration Domain is persisted in Oracle 10gR2 RAC (using the Oracle Thin Driver) that is configured for Transparent Application Failover, TIBCO Administrator™ can continue to function without any interruptions or loss of operation when failover between Oracle RAC Database instances occurs.

**Release 5.5.4**

C++ applications are supported on Solaris 10 (x86).

TIBCO Rendezvous 8.1 is included in the TIBCO Runtime Agent installation package.

**Release 5.5.3**

No new features have been introduced in release 5.5.3.

**Release 5.5.2**

The following platforms are now supported:

- Windows Vista Business Edition
- HP-UX 11.23 on PA-RISC
- HP-UX 11.31 on Itanium

**Release 5.5.1**

No new features have been introduced in release 5.5.1.

**Release 5.5.0****TIBCO Enterprise Message Service Supported as Domain Transport**

TIBCO Enterprise Message Service is now supported as a message transport for an administration domain. This support allows you to create a domain that does not use TIBCO Rendezvous.



When using Enterprise Message Service as the domain message transport, you must use a database repository for domain storage. Applications can only be deployed using the local option, which means that application data is sent to the target machine on which the application is running and the application does not interact with the administration server.

TIBCO Rendezvous is set as the default transport when creating an administration domain. To set TIBCO Enterprise Message Service as the domain transport, select the Show Advanced check box in the Administration Configuration panel in TIBCO Domain Utility and provide values for the Enterprise Message Service server. The server should be running before configuring the domain. The server need not be running on a machine that is part of the administration domain.

### Life Cycle Promotion Support

- Export an application's EAR file. You can use the `appManage -export` option to create and export an application's EAR file. In previous releases you could only export EAR files for all applications in a domain (using `appManage -batchExport`).
- Import and Export Access Control Lists. The `ImportDomainSecurity` and `ExportDomainSecurity` command line utilities include options for importing and exporting access control lists among administration domains.

### Additional Platform Support

- A 64-bit installer is available for the AIX 5.3 and 5.2 platforms. No manual steps are required to enable TIBCO applications to run in 64-bit mode on these platforms.
- A 64-bit installer is available for Linux Kernel 2.4 glibc 2.2, Linux Kernel 2.4 glibc 2.3, and Linux Kernel 2.6 glibc 2.3. No manual steps are required to enable TIBCO applications to run in 64-bit mode on these platforms.
- A 64-bit installer is not available for the HP-UX and Solaris platforms. TIBCO applications on HP-UX and Solaris platforms can be enabled to run in 64-bit mode, but you must manually change certain `.tra` files. See the *TIBCO Runtime Agent Installation Guide* for details.
- Solaris 10 on x86

## Support for JAAS

TIBCO Administrator implements the Java Authentication and Authorization Service (JAAS) framework. This allows you to perform Web authentication and authorization in applications that use the administration server. See the *TIBCO Administrator Server Configuration Guide* for details.

### Release 5.4.3

No new features have been introduced in release 5.4.3.

### Release 5.4.2

TIBCO Rendezvous 7.5.2 is bundled in this release. During installation, Rendezvous 7.5.1 that was bundled in TIBCO Runtime Agent release 5.4.0 is replaced with Rendezvous 7.5.2. If you have installed Runtime Agent 5.4.1, Rendezvous 7.5.2 is not replaced.

### Release 5.4.1

TIBCO Rendezvous 7.5.2 is bundled in this release. During installation, Rendezvous 7.5.1 that was bundled in TIBCO Runtime Agent release 5.4.0 is replaced with Rendezvous 7.5.2.

### Release 5.4.0

#### AppManage Enhancements

- Service Instance Runtime Variables

You can set a service instance runtime variable by exporting an application's deployment configuration file and adding a runtime variable to the NVPairs element section to the file.

You can only change instance runtime variables using AppManage and TIBCO Runtime Agent 5.4 must be used with the TIBCO Hawk Agent or the instance variables will be ignored.

- Change an application's transport

You can use the `-MoveAppData` option to change the transport setting for a given application from `rv` (TIBCO Rendezvous) to `local`, or the reverse. You can also use the `-batchMoveAppData` option to change transport settings in batch mode.

See the *TIBCO Runtime Agent Scripting Deployment User's Guide* for details.

### **DB2 Support**

DB2 is now supported for administration domain and application repository storage. Note that the IBM DB2 thin driver is not packaged with TIBCO Runtime Agent. You must add the driver files under the `install-path/tibco/tpcl/5.4/jdbc` folder.

The default page size for DB2 is 4k and this is not enough for creating a domain. You must create a bufferpool with 32k and then create a tablespace that uses this bufferpool. The table space must be made available to the given DB2 user.

### **Third-party Software Bundles**

- JRE 1.5.0 is now bundled with TIBCO Runtime Agent.
- Apache Jakarta Tomcat 5.5 is now bundled with TIBCO Runtime Agent

### **Microsoft Active Directory Application Mode**

Microsoft Active Directory Application Mode is supported as an LDAP directory service for an administration domain. See *TIBCO Runtime Agent Domain Utility User's Guide* for configuration information.

## **Release 5.3.3**

No new features have been introduced in release 5.3.3.

Release 5.3.3 includes the following JRE packages that have Daylight Saving Time patches for United States time zones for 2007:

- SDK 1.4.2.12 for HP-UX PA-RISC and Itanium.
- J2SE 1.4.2\_13 for Windows, Solaris and Linux.
- IBM Java 1.4.2 build ca142-20060824 (SR6) for AIX. See [AIX Platforms on page 47](#) for important information about using Runtime Agent 5.3.3 on the AIX platform.

## **Release 5.3.2**

No new features have been introduced in release 5.3.2.

## Release 5.3.1

No new features have been introduced in release 5.3.1.

## Release 5.3.0

The following list of new features is replicated in *TIBCO Administrator Release Notes*.

### Local Application Data

You can configure an administration domain to push local application data to each target machine on which an application is deployed. This allows the application to run without accessing application data from the administration server. See the *TIBCO Administrator Server Configuration Guide* for more information.

You can also specify an application to use local application data when it is deployed using the TIBCO Administrator GUI. See the *TIBCO Administrator User's Guide* for more information.

### Password Policy

When creating an administration domain, you can specify that a password policy be used in the domain. Doing so allows the applications running in the domain to meet fundamental security requirements defined in the Sarbanes-Oxley Act. See the *TIBCO Administrator Server Configuration Guide* for more information.

The policy can be set when creating or editing an administration domain or later modified using the TIBCO Administrator GUI. See the *TIBCO Administrator User's Guide* for more information.



When using TIBCO Domain Utility to create an administration domain you can specify that a restrictive policy be used for the domain. Similarly, when using the TIBCO Administrator GUI to manage the password policy, you can modify the StrongPolicy.xml file and load it into the domain. The following features in the restrictive policy and StrongPolicy.xml file are not available. They are commented out in the StrongPolicy.xml file and must not be set:

- `<!-- PasswordAging Max="90" / -->`
- `<!-- ForceInitialPasswordChange>true</ForceInitialPasswordChange -->`

As a result, users are not forced to change their password on first login and passwords do not expire. **If the above features are set, users will be unable to use the TIBCO Administrator GUI to login to the domain.**

## Cluster Support

You can now install TIBCO applications into a cluster environment. Note that TIBCO applications are cluster-unaware. The applications can be managed seamlessly by cluster software, but do not use any cluster features. Several new fields are available in TIBCO Domain Utility that allow you to configure an administration domain for use in a cluster. See the *TIBCO Runtime Agent Installing Into a Cluster* guide for more information.

## Additional Deployment Options

Two new deployment options are available in the TIBCO Administrator GUI and in the AppManage utility.

- When redeploying an application, you can choose to not stop running instances that are already deployed. Doing so minimizes the downtime caused by redeployment.
- You can now force an application to be redeployed even when it is in a synchronized state.

## Application Domains

An application domain stores data in an application repository rather than in the administration domain repository. This allows you to store configuration information required by the application at runtime in a repository that is independent of the administration domain repository. Application domains are defined in the TIBCO Administrator GUI. This feature is available only to TIBCO applications that support it.

## Permissions on Roles

Roles are used in setting permissions for application resources, such as applications, services, portlets, pages, workflow and so on. Permissions can now be set on roles themselves, as on applications resources. This means you can specify who is permitted to access a role and at what access level.

The roles dialog has an additional tab labeled *Security* where access permissions to the role can be set. A user, role or both can be assigned and the following permission types set:

- Read access that allows viewing role details such as the role name, description, membership list and roles tree.
- Write access that allows changing role details such as the role name, description, membership list and roles tree. Write access also allows a user to create or delete child roles and the role itself.

- Administer access that allows setting authorization permissions on the role. This can be set from the security module.

### **Support for Groups with Large Membership in Active Directory**

When an administration domain is configured to use Active Directory and more than 1000 users are defined for a group, all users in the group are now loaded into TIBCO Administrator.

### **LDAP Alias Support**

For all supported LDAP servers, TIBCO Administrator now supports the use of LDAP aliases in corporate LDAP directories. An alias points to another object in a namespace. You can also specify that an alias be dereferenced when creating an LDAP based administration domain.

### **Local Users in LDAP Integrated Domains**

You can create local users in an administration domain that is integrated with an LDAP directory. See the *TIBCO Administrator User's Guide* for details.

### **Caching Support**

TIBCO Administrator now includes the EHCACHE product that provides a simple, fast and thread-safe cache facility. EHCACHE allows you to configure caching per object type. You can specify that only certain objects are cached after the first iteration. See the *TIBCO Administrator Server Configuration Guide* for more information.

### **Command Line Utilities**

The following command line utilities are new in this release. The utilities are in the `TIBCO_TRA_HOME\bin` directory.

- CorpRoleSynchronizer

This utility allows you to synchronize LDAP groups for an administration domain. If the LDAP directory that is associated with your administration domain undergoes significant changes, you can use the `CorpRoleSynchronizer` utility to bring the domain in sync with the LDAP directory. See the *TIBCO Administrator User's Guide* for more information.

- CorpUserSynchronizer

This utility allows you to pre load LDAP user objects into an administration domain. Pre loading users prevents the administrator server from being

overloaded if many new users access an application in a short period of time. See the *TIBCO Administrator User's Guide* for more information.

- **RedeployAllAppsForUser**

This utility allows you to change the password in all deployed applications' properties files (. tra files) that are used to retrieve configuration data from the administration server. The command determines which applications in the given domain use the specified userid, and then updates their configurations and redeploys them. See the *TIBCO Administrator Server Configuration Guide* for more information.

## New Administration Server Properties

The following properties for the administration server are new in this release:

- **DisableAdministratorClearLocks**—Objects stored in the administration, authorization and application domains can acquire locks. By default, these locks are cleared when the administration server starts. You can change this behavior by setting **DisableAdministratorClearLocks** to true so that locks are not cleared when the administration server starts for the administration domain where the property is set.
- **repo.isRepoNavigatorEnabled**. If set to true (the default), the repository instances on the administration server can be viewed using the URL: <http://<host:port>/administrator/repo>. When this property is enabled, any user can view global variables, which may pose as a security hole. If security is a concern, this property should not be enabled.

## AppManage Options

The AppManage utility has been enhanced with several new options. See the *TIBCO Runtime Agent Scripting Deployment User's Guide* for more information.

The **batchStart**, **batchStop** and **batchKill** options are now included that allow you to do the following operations in batch mode.

- Deploy applications
- Undeploy applications
- Start or stop applications
- Delete applications
- Kill applications

The **max** option allows you to create a deployment configuration file that includes all possible XML tags.

## Additional Platform Support

Solaris 10 is now supported, both in 32-bit and 64-bit modes.

## Documentation

The *TIBCO Runtime Agent Installing Into a Cluster* guide is new in this release. The guide is part of the TIBCO Runtime Agent documentation set and is available in the `TIBCO_TRA_HOME\doc` folder.

## Release 5.2.1

No new features have been introduced in release 5.2.1.

## Release 5.2.0

### Scripts

- Scripting deployment. This was previously released as an add-on-pack and is now included in this release. The following command line utilities are part of scripting deployment:
  - The `buildear` utility builds an enterprise archive file based an `Enterprise Archive` resource that is defined in a TIBCO Designer™ project.
  - The `AppManage` utility creates an XML based deployment configuration file where deployment options can be defined. The utility uploads the deployment file and enterprise archive file into an administration domain. It is used to undeploy or delete applications. It can also start or stop service instance. The utility can batch deploy, undeploy or delete applications.

See the *TIBCO Runtime Agent Scripting Deployment User's Guide* for details.

### TIBCO Domain Utility Command Line Mode

The Domain Utility in can be run in command line mode. The following tasks can be performed from the command line using the `domainutilitycmd` utility. See the *TIBCO Runtime Agent Domain Utility User's Guide* for details.

- Creating a domain
- Deleting a domain
- Adding a secondary server
- Adding a machine to a domain
- Changing TIBCO Rendezvous parameters



- Changing Domain Credentials



Using the installer in silent mode and `domainutilitycmd` with the create domain option you can install Administrator and create a domain without using a GUI.

### Multilingual User Interface Support

The Multilingual User Interface (MUI) provides a localized Graphical User Interface (GUI) in Japanese or English for TIBCO Runtime Agent applications. Previously, MUI support required a separately installed package. In this release, MUI support is included in the base product. TIBCO Runtime Agent includes a utility for choosing the user interface language. The utility is available from the Windows Start menu, or from `TIBCO_TRA_HOME\bin\MUILangChooser`.

### New Platform Support

- AIX 5.2 and 5.3 are now supported.
- Red Hat Linux Advanced Server 3.0 is now supported.

## Release 5.1.2

The `tramodify` utility can be used to switch adapter dependency from one TIBCO Runtime Agent version to another. See the *TIBCO Runtime Agent Administrator's Guide* for more information.

## Release 5.0.0

### Tibicudata.dat location

`Tibicudata.dat` is in `$TIBCO_TRA_HOME/config/g11n.e`

### JRE and TIBCO Rendezvous locations

JRE and TIBCO Rendezvous are now installed in their own directories. The TRA installer now embeds the TIBCO Rendezvous installer rather than shipping only pieces of TIBCO Rendezvous.

### System Path

TIBCO Runtime Agent no longer modifies the system path during installation.

## Changes in Functionality

---

This section lists the changes in functionality since the last major (5.0.0) release of this product.

### Release 5.11.1

- BouncyCastle is added as a security vendor in this release.
- Entrust is revoked as a security vendor in this release.

### Release 5.11.0

There are no changes in functionality in this release.

### Release 5.10.2

- BouncyCastle is added as a security vendor in this release.
- Entrust is revoked as a security vendor in this release.

### Release 5.10.1

There are no changes in functionality in this release.

### Release 5.10.0

There are no changes in functionality in this release.

### Release 5.9.1

There are no changes in functionality in this release.

### Release 5.9.0

- Configuration for generating an email alert  
Users are notified by an email for generated alerts as per the settings defined in the **Add Event** screen. Update the `hawkagent.cfg` file to configure the email settings.

- Two new files get created in the domain folder for Hawk configuration. The files are `hawkhma.cfg` and `tibhawkhma.tra`.

### **Release 5.8.0**

There are no changes in functionality in this release.

### **Release 5.7.4**

There are no changes in functionality in this release.

### **Release 5.7.3**

There are no changes in functionality in this release.

### **Release 5.7.2**

There are no changes in functionality in this release.

### **Release 5.7.1**

There are no changes in functionality in this release.

### **Release 5.7.0**

- New pool size field to TIBCO Domain Utility to change the max pool size for DB and LDAP pools
- Ability to export a deployed configuration
- EMS domain transport parameters can be modified through the command line tool `domainutilitycmd`

## Release 5.6.2

### Administration Domain Vulnerability Addressed



TIBCO Runtime Agent release 5.6.2 corrects a security vulnerability where an unauthorized user could gain access to administration domain credentials. A user with administrator credentials has full access to run all TIBCO Runtime Agent utilities.

After upgrading to release 5.6.2 newly created administration domains are protected. However, you must manually update all existing administration domains by using the procedure for your operating system that is described in this section.

After completing the procedure, only the users, groups or both, that you specify can run TIBCO Runtime Agent utilities.

#### Unix Systems

On Unix systems copy and run one of the following scripts. The scripts remove read access to the properties files where administration domain credentials are stored. Your administration domain access can be limited to the user id used when installing TIBCO Runtime Agent, or granted to a group. Use the first script to allow only the owning user to have access. Use the second script to also allow access to a group of users.

Only run the scripts if you are logged in as the user that installed TIBCO Runtime Agent.

- Use the following if your administration domain should only be authorized for the current user.

```
chmod 600 $TIBCO_HOME/tra/domain/*/*.properties
```

- Use the following if your administration domain should be authorized for the current user's group. The `TIBCO_ADMIN_GROUP_NAME` environment variable must be set to the name of the group whose members are authorized to run TIBCO Runtime Agent utilities.

```
chmod 640 $TIBCO_HOME/tra/domain/*/*.properties
```

```
chgrp $TIBCO_ADMIN_GROUP_NAME $TIBCO_HOME/tra/domain/*/*.properties
```

#### Windows

On Windows, complete the following procedure for each administration domain's `AdministrationDomain.properties` and `AuthorizationDomain.properties` files.

1. Navigate to the directory, `TIBCO_HOME\tra\domain\domain-name`
2. Right-click a `.properties` file and select **Properties**
3. Click the **Security** tab.

4. Select the **Users** group or user name to remove and click **Remove**.
5. Click **Add** to assign a user or group that contains users authorized to run TIBCO Runtime Agent utilities.

### Domain Utility Enhancements

The user id used by the person installing TIBCO Runtime Agent has full permissions to TIBCO Runtime Agent software. When creating an administration domain or adding a machine to an administration domain, you can specify a group that has full access to the software. Members of this group are authorized to run TIBCO Runtime Agent utilities.

A group name is not validated when entered (due to differences between operating systems, allowable characters, and so on). You should verify the accuracy of the group name you enter.

Property Name	Location in Domain Utility	Description
Authorized Group Name	<ol style="list-style-type: none"> <li>1. Select <b>Domain Configuration</b></li> <li>2. Select <b>Create a New Administration Domain</b> and click <b>Next</b>.</li> <li>3. Click <b>Show Advanced</b> and scroll down to the bottom of the screen.</li> </ol>	Type the name of an existing group. Members of this group can run TIBCO Runtime Agent utilities in the new administration domain.
Property Files Group Name	<ol style="list-style-type: none"> <li>1. Select <b>Machine Management</b></li> <li>2. Select <b>Add Machine</b> and click <b>Next</b>.</li> <li>3. Click <b>Show Advanced</b> and scroll down to the bottom of the screen.</li> </ol>	Type the name of an existing group. Members of this group can run TIBCO Runtime Agent utilities on the machine.

### Default Security Provider Changed for TIBCO Administrator

The default security provider for TIBCO Administrator has been changed from `entrust` to `j2se` on all systems except for AIX. This avoids an incompatibility between SQL Server drivers and Entrust library when using JRE 1.6.

### SSL Vulnerability Addressed

This release of TIBCO Runtime Agent includes updates to address the SSL/TLS vulnerability referenced in CVE-2009-3555 and US-CERT VU#120541. Specifically, this release of TIBCO Runtime Agent includes the TIBCO Rendezvous 8.2.1 release. Additionally, this release of TIBCO Runtime Agent also includes an

updated version of the underlying security provider library that provides the SSL/TLS functionality. These updates provide an interim fix that disables SSL/TLS renegotiation by default. Once the industry has standardized a permanent fix to the SSL/TLS protocols, TIBCO will update accordingly.

## **Release 5.6.1**

There are no changes in functionality in this release.

## **Release 5.6.0**

### **Removed Platform Support**

Support for the following platforms is removed in this release:

- Linux kernel 2.4 with glibc 2.2
- Microsoft Windows 2000
- JRE 1.4

## Removed Utilities

The following utilities are removed:

- MigrateDomainStorage
- prepareDeployment
- redeploy

## Domain Utility GUI Changes

The following changes have been made to the Domain Utility GUI:

- **TIBCO Enterprise Message Service Server URL** When creating a domain, adding a machine to a domain, and adding a secondary server, you now configure the server URL in a single field instead of separate fields for hostname and port number. You can also provide multiple server URLs in the field for fault tolerant Enterprise Message Service servers.
- **AJP Port** The AJP Port field is removed.

## Dynamic Linking with TIBCO Rendezvous Client Library

TIBCO Hawk HMA (tibhawkhma) is now dynamically-linked with TIBCO Rendezvous client libraries on all platforms.

Refer to *TIBCO Runtime Agent Installation* for more information.

## Release 5.5.4

Linux kernel 2.4, glibc 2.2 on x86 is no longer supported.

## Release 5.5.3

There are no functionality changes in this release.

## Release 5.5.2

There are no functionality changes in this release.

## Release 5.5.1

There are no functionality changes in this release.

## Release 5.5.0

If you install TIBCO Rendezvous and Rendezvous is already installed on the machine, the installer updates your existing Rendezvous installation to version 7.5.2. You must accept the upgrade, or the installation cannot continue.

## Release 5.4.3

There are no functionality changes in this release.

## Release 5.4.2

There are no functionality changes in this release.

## Release 5.4.1

There are no functionality changes in this release.

## Release 5.4.0

### AIX 5.1

AIX 5.1 is no longer supported.

### Solaris 7

Solaris 7 is no longer supported.

### HP-UX 11.0

HP-UX 11.0 is no longer supported.

## Release 5.3.3

There are no functionality changes in this release.

## Release 5.3.2

There are no functionality changes in this release.



## Release 5.3.1

There are no functionality changes in this release.

## Release 5.3.0

The following list of changes in functionality is replicated in *TIBCO Administrator Release Notes*.

### **TIBCO Administrator Repository Edition**

Repository Edition is no longer available as the same functionality is provided in TIBCO Administrator Enterprise Edition. To manually migrate application repositories created using Repository Edition, see the *TIBCO Runtime Agent Upgrading to 5.3* guide.

### **Rulebase Configuration**

In previous releases TIBCO Hawk rulebases were required to use a naming convention and consequently a rulebase could only be used by one deployment and service combination. The naming convention is removed in this release and the same rulebase can be used by one or more services. See the *TIBCO Administrator User's Guide* for more information.

### **Naming and Renaming Users**

The panels in the TIBCO Administrator GUI that are used to name and rename users have changed. See the *TIBCO Administrator User's Guide* for more information.

### **TIBCO Enterprise Message Service Plug-in**

The panels used in the EMS server plug-in to configure the EMS server have changed. Unit capabilities have been added to durations and capacity and sizes. Durations now accept input with ms/millisecond/milliseconds, s/second/seconds, m/minute/minutes, and h/hour/hours. Capacity accept input with b/byte/bytes, k/kilobyte/kilobytes, and m/megabyte/megabytes. Parsing is case-insensitive and the unit constants are localized.

## Release 5.1.3

### HP-UX

On the HP-UX platform, JRE 1.4.2\_02 is now used instead of JRE 1.4.1\_00.

### AIX

After installing TIBCO Runtime Agent 5.1.3 over an existing installation of Runtime Agent 5.1.2 on AIX, you will have two installed versions of JRE

```
TIBCO_HOME/jre/1.4.0
TIBCO_HOME/jre/1.4.1
```

All TIBCO applications that were installed prior to installing Runtime Agent 5.1.3 will be pointing to JRE 1.4.0. One way to make all applications use the new JRE 1.4.1 is to do the following:

```
cd TIBCO_HOME/jre
mv 1.4.0 1.4.0.original
ln -s 1.4.1 1.4.0
```

No `.tra` files for any TIBCO applications have been updated. Everything will work and nothing needs to be redeployed.



To use a newer JDK than what is included in the installation:

Install JDK 1.4.2 (assume into `/opt/jdk`). You will then have the following:

```
/opt/jdk/jre
```

After installation of JDK 1.4.2, do the following:

```
ln -s /opt/jdk/bin/javac /opt/jdk/jre/bin/javac
ln -s /opt/jdk/lib/tools.jar /opt/jdk/jre/lib/tools.jar
cd TIBCO_HOME/jre
mv TIBCO_HOME/jre/1.4.0 TIBCO_HOME/jre/1.4.0.original
ln -s /opt/jdk/jre TIBCO_HOME/jre/1.4.0
```

## Release 5.0

The TIBCO Runtime Agent directory structure has changed in release 5.0. The new directory structure requires that scripts and property files (`.tra` files) be modified to set `PATH`, `CLASSPATH`, and `LD_LIBRARY_PATH` correctly.

Table 2

Files	TRA 1.0.x Location	TRA 5.0.x Location
(Non TIBCO) Third Party Core Libraries	%TIBCO_TRA_HOME%/lib/ex	%TIBCO_TPCL_HOME%/lib
JDBC Libraries	%TIBCO_TRA_HOME%/lib/jdbc	%TIBCO_TPCL_HOME%/jdbc
Third Party DLLs	%TIBCO_TRA_HOME%/bin	%TIBCO_TPCL_HOME%/bin
Java Home	%TIBCO_JAVA_HOME%	%TIBCO_JAVA_HOME%
Java library	%TIBCO_JVM_LIB%	%TIBCO_JVM_LIB%
Rendezvous libraries	%TIBCO_RV_HOME%/lib or %TIBCO_TRA_HOME%/lib	%TIBCO_RV_HOME%/lib
Rendezvous binaries	%TIBCO_RV_HOME%/bin or %TIBCO_TRA_HOME%/bin	%TIBCO_RV_HOME%/bin
Rendezvous dll	%TIBCO_RV_HOME%/bin or %TIBCO_TRA_HOME%/bin	%TIBCO_RV_HOME%/bin
Tra.jar	%TIBCO_TRA_HOME%/lib/tra.jar	%TIBCO_TRA_HOME%/lib/TIBCOrt.jar %TIBCO_TRA_HOME%/lib/TIBCOxml.jar %TIBCO_TRA_HOME%/lib/TIBCOtsm.jar
TIBCO JMS jar files		%TIBCO_TRA_HOME%/lib/TIBCOjms.jar
TRA C++ libraries	%TIBCO_TRA_HOME%/lib	%TIBCO_TRA_HOME%/lib
TRA dlls	%TIBCO_TRA_HOME%/bin	%TIBCO_TRA_HOME%/bin
TRA binaries	%TIBCO_TRA_HOME%/bin	%TIBCO_TRA_HOME%/bin
TRA tools libraries	%TIBCO_TRA_HOME%/tools/lib	%TIBCO_TRA_HOME%/lib
TRA tools binaries	%TIBCO_TRA_HOME%/tools/bin	%TIBCO_TRA_HOME%/bin
TRA tools dlls	%TIBCO_TRA_HOME%/tools/bin	%TIBCO_TRA_HOME%/bin
TIBCO Wrapper bin	%TIBCO_TRA_HOME%/tools/wrapper/ bin	%TIBCO_TRA_HOME%/bin

Table 2

Files	TRA 1.0.x Location	TRA 5.0.x Location
TIBCO Wrapper lib	%TIBCO_TRA_HOME%/tools/wrapper/lib	%TIBCO_TRA_HOME%/lib
TIBCO Wrapper include	%TIBCO_TRA_HOME%/tools/wrapper/include	%TIBCO_TRA_HOME%/include/wrapper

## Deprecated Features

---

This section describes deprecated features and lists the equivalent features that accomplish the same result, if relevant. Any use of a deprecated feature should be discontinued as it may be removed in a future release. You should avoid becoming dependent on deprecated features and become familiar with the equivalent feature.

### Release 5.11.1

Support for the following platforms is deprecated:

- Microsoft Windows Server 2003 R2
- Microsoft Windows Server 2008
- Microsoft Windows Server 2008 R2

### Release 5.11.0

Support for the following is deprecated:

- IBM 6.1 32-bit
- Microsoft SQL Server 2005.x
- Novell SUSE Linux Enterprise Server 10.x
- Novell eDirectory 8.8.x
- Oracle Linux 5.x 32-bit on x86, 5.x on 64-bit on x86-64
- Oracle Solaris 10 on SPARC, x86-64
- Oracle Database 10g RAC 10.1.x, 10.2.x
- Red Hat Enterprise Linux Server 5.5 32-bit on x86 and 5.5 64-bit on x86-64
- Windows 7 32-bit on x86 and 64-bit on x86-64

### Release 5.10.2

Support for the following is deprecated:

- Microsoft Windows Server 2003 R2

## Release 5.10.1

Support for the following is deprecated:

- Microsoft Windows Vista

## Release 5.10.0

Support for the following is deprecated:

- Microsoft Windows Server 2008 32-bit
- Solaris 10, 11 32-bit

## Release 5.9.1

Support for the following is deprecated:

- Microsoft Windows Server 2003
- Novell eDirectory 8.6 and 8.7.1
- Sun One Directory Server 5.x
- CA directory Server 8.x
- Microsoft Active Directory 2003.x
- Microsoft Active Directory Lightweight Directory Services 2003.x

## Release 5.9.0

The EMS Client Libraries are no longer bundled in TIBCO Runtime Agent.

## Release 5.8.0

TIBCO Runtime Agent 5.8.0 does not support the following:

- HP-UX - PA-RISC
- AIX 5
- Solaris (SPARC) 8 and 9
- RHEL 3 and 4 (SuSE 8, 9)
- Red Hat (x86 and x86-64) Enterprise Linux 4.x
- SUSE (x86 and x86-64) Linux Enterprise 9
- JRE 1.6 and lower

## Release 5.7.4

No features are deprecated in this release.

## Release 5.7.3

No features are deprecated in this release.

## Release 5.7.2

This release removes the support for ILOG JVIEWS.

## Release 5.7.1

No features are deprecated in this release.

## Release 5.7.0

The DataDirect database drivers are no longer bundled in TIBCO Runtime Agent.

## Release 5.6.2

The following features are deprecated in this release:

- Support for AIX 5.2 platform.
- Support for Internet Explorer 5.5, Mozilla suite, and Firefox 1.x browsers.
- Support for JRE 1.5

With JRE 1.5 having reached its end of service life (see Sun's announcement at [http://java.sun.com/javase/downloads/index\\_jdk5.jsp](http://java.sun.com/javase/downloads/index_jdk5.jsp)), only limited support for this JRE version is provided. It is strongly recommended to upgrade it to the supported version.

## Release 5.6.1

No features are deprecated in this release.

## Release 5.6.0

The following feature is deprecated in this release:

- Support for Netscape Navigator

## Release 5.5.4

No features are deprecated in this release.

## Release 5.5.3

No features are deprecated in this release.

## Release 5.5.2

The following features are deprecated in this release:

- **Repo Data Formats** Two data formats are deprecated in the repository: binary and VC. If you are still using binary- or VC-formatted Repo instances, you should convert them into XML format according to the following instructions:
  - a. Run RepoExport to export your instances.
  - b. Create XML-formatted Repo instances.
  - c. Import the exported data into the newly created Repo instances.
- **Transport Using Rendezvous Agent** Transport using Rendezvous Agent (rva) in the repository is deprecated in this release.
- **Runtime Agent Tools** The following Runtime Agent tools are deprecated in this release:
  - prepareDeployment
  - redeploy
  - migrateDomainStorage
  - repoVersion
  - repoManager
  - repoStopServer
  - import2xSecurity
  - export2xSecurity
- **ICJava Library** ICJava Library is deprecated in this release.
- **Java Runtime Environment 1.4.2** JRE 1.4.2 is deprecated in this release.

## Release 5.5.1

The following feature is deprecated in this release:



- **MigrateDomainStorage** The MigrateDomainStorage command line utility is deprecated in this release.

Use the following procedure to migrate a file based domain to a database based domain. Using the procedure, you create an administration domain that uses a database for domain storage and add machines to the domain. After exporting applications and ACLs from the file-based domain, you import the same to the newly created database domain. After migration, you can clean-up the file based domain.



The following restrictions apply when migrating a file based domain to a database based domain:

- Application domains are not moved to the new database domain. You must recreate application domains in the new database domain using TIBCO Administrator. See Working With Application Domains in the *TIBCO Administrator User's Guide* for more information.
- TIBCO Enterprise Message Service configurations are not moved to the new database domain and must be reconfigured using TIBCO Domain Utility. See EMS Server Plug-in the *TIBCO Runtime Agent Domain Utility User's Guide*.
- Application server configurations (Servlet Engines) are not moved and must be reconfigured using TIBCO Domain Utility. See Adding or Updating a Servlet Engine to a Domain in the *TIBCO Runtime Agent Domain Utility User's Guide*.

1. Using TIBCO Domain Utility, create an administration domain that uses a database for domain storage. The domain name must be unique among domains running on the host machine. See Creating a Domain that Uses a Database in the *TIBCO Runtime Agent Domain Utility User's Guide* for details.
2. Using TIBCO Domain Utility, add the machines that will host TIBCO applications to the new database administration domain. See Adding a Machine to a Domain in the *TIBCO Runtime Agent Domain Utility User's Guide* for details.
3. Using the AppManage utility, export all applications in the file based domain to a directory. For example, the next command line exports all applications found in the myfiledomain domain to the c:\test directory.  

```
AppManage -batchexport -dir c:\test -user user1 -pw pw1
                                         -domain myfiledomain
```
4. Using the ExportDomainSecurity utility, export the ACLs used in the file based domain to the acls.xml file. For example, the next command line exports all ACLs found in the myfiledomain domain to the c:\test\acls.xml file.  

```
ExportDomainSecurity -file c:\test\acls.xml -acls -user user1
```

```
-pw pw1 -domain myfiledomain
```

5. Using the AppManage utility, import the applications into the database domain. For example, the next command line imports all applications found in the c:\test directory to the mydatabasedomain domain.  

```
AppManage -batchDeploy -nostart -user user1 -pw pw1 -domain mydatabasedomain
```
6. Using the ImportDomainSecurity utility, import the ACLs into the database domain. For example, the next command line imports all ACLs found in the c:\test\ac1s.xml file to the mydatabasedomain domain.  

```
ImportDomainSecurity -file c:\test\ac1s.xml -overwrite -user user1 -pw pw1 -domain mydatabasedomain
```
7. Stop the applications in the file based domain before starting them in the database based domain. Note that you need not restart all applications at once. Applications can be stopped individually in the file based domain and started individually in the database domain.
8. After verifying that all applications are working correctly in the database domain, you can clean up the file based domain as follows:
  - Undeploy all applications from the file based domain
  - Delete all applications from the file based domain
  - Delete any secondary servers defined in the file based domain
  - Remove each machine from the file based domain
  - Delete the file based domain

## Migration and Compatibility

---

This section explains how to migrate from a previous release to this release.

### Release 5.11.1

For more information about upgrading to the current release of TIBCO Runtime Agent, see the *TIBCO Runtime Agent Upgrading to Release 5.11.1* guide. The previously mentioned guide is available in the TIBCO\_HOME\tra\\doc folder.

### Release 5.11.0

For more information about upgrading to the current release of TIBCO Runtime Agent, see the *TIBCO Runtime Agent Upgrading to Release 5.11* guide. The previously mentioned guide is available in the TIBCO\_HOME\tra\\doc folder.

### Release 5.10.2

For more information about upgrading to the current release of TIBCO Runtime Agent, see the *TIBCO Runtime Agent Upgrading to Release 5.10.2* guide. The previously mentioned guide is available in the TIBCO\_HOME\tra\\doc folder.

### Release 5.10.1

For more information about upgrading to the current release of TIBCO Runtime Agent, see the *TIBCO Runtime Agent Upgrading to Release 5.10.1* guide. The previously mentioned guide is available in the TIBCO\_HOME\tra\\doc folder.

### Release 5.10.0

For more information about upgrading to the current release of TIBCO Runtime Agent, see the *TIBCO Runtime Agent Upgrading to Release 5.10* guide. The previously mentioned guide is available in the TIBCO\_HOME\tra\\doc folder.

## Release 5.6.2

### Upgrading to use JRE 1.6 and TIBCO Rendezvous 8.2 with TRA

At the end of Installation of TIBCO Runtime Agent 5.6.2, it will automatically invoke the TRA Upgrade Manager to assist with upgrading the .tra files to use JRE 1.6 and TIBCO Rendezvous 8.2.1. The TRA Upgrade Manager will prompt for a directory to use as a base directory for making changes. All .tra files in the specified directory or any of its subdirectories will be updated. For typical use, it is recommended to provide the directory `TIBCO_HOME/tra/5.6` where TRA 5.6 is installed (for example, `c:\tibco\tra\5.6` in a typical Windows installation). You may choose to provide a different base directory depending on the scope of change you want in effect for the TRA Upgrade Manager.

You can also separately start the TRA Upgrade Manager at a later time to update domains, applications, or services on a machine to use JRE 1.6. Note that any deployed application not upgraded or redeployed will continue to use JRE 1.5 even if its product has been upgraded. TIBCO Adapters, TIBCO ActiveMatrix BusinessWorks and other products that use TRA maintain templates for applications which use them. The TRA Upgrade Manager merely upgrades the templates.

Once TIBCO Runtime Agent 5.6.2 is installed, any TIBCO products that are subsequently installed will be configured to use JRE 1.5 and TIBCO Rendezvous 8.2. Therefore, the TRA Upgrade Manager utility must be run again to set the JRE to use JRE 1.6, if desired.

Due to third party libraries incompatible with JRE 1.6, some products will not function correctly if upgrade to use JRE 1.6. This is mostly applicable to adapters where the third party libraries that interfaces with the enterprise application or information system are not yet upgraded to use JRE 1.6. Please check your specific TIBCO product documentation or contact TIBCO Global Support for JRE 1.6 compatibility for your specific product. In such situations you can also use TRA Upgrade Manager to downgrade to use JRE 1.5. You can upgrade and downgrade JRE versions independently of TIBCO Rendezvous versions.

## Release 5.6.0

### Using JVM 1.6 on HP-UX 11i

If you wish to use JVM 1.6 for your TIBCO applications on HP-UX 11i, you need to update your HP-UX 11i system with the latest patch. Otherwise, you must manually export the path of your JVM 1.6 in order to start the administration servers, TIBCO Hawk agents, TIBCO ActiveMatrix BusinessWorks engine, TIBCO

Adapter software, and deployed applications using JVM 1.6. In other words, you must execute one of the following shell commands (depending on whether you have a 32-bit or 64-bit installation) before invoking any executable for TIBCO software or applications:

```
% export SHLIB_PATH=JRE_1.6_path/lib/PA_RISC2.0/server (32-bit)
% export SHLIB_PATH=JRE_1.6_path/lib/PA_RISC2.0W/server (64-bit)
```

For example:

```
% export SHLIB_PATH=/home/swadmin/jre1.6/PA_RISC2.0/server
```

## Release 5.4.2

### Upgrading to Release 5.4.2

You can upgrade directly from release 5.4.0 to release 5.4.2 without first installing release 5.4.1.

## Release 5.3.3

### AIX Platforms

This section applies only to TIBCO java-based applications running on AIX platforms.

After installing TIBCO Runtime Agent 5.3.3, you must set the LDR\_CNTRL environment variable in the shell used to launch TIBCO applications. After setting the environment variable in your shell, TIBCO applications will correctly use Runtime Agent 5.3.3 software.

- For example, for C shell: **setenv LDR\_CNTRL USERREGS**

## Release 5.3.1

### Upgrading to Release 5.3.1

See the *TIBCO Runtime Agent Upgrading to Release 5.3* guide for information about upgrading to TIBCO Runtime Agent 5.3. The guide is available in the *TIBCO\_TRA\_HOME\doc\tra* folder.

The *TIBCO Runtime Agent Upgrading to Release 5.3* guide incorrectly states that all released 5.x.x adapters are compatible with TIBCO Runtime Agent release 5.3. The guide also states that future adapter releases will support release 5.3. While most future adapter releases will support release 5.3, you should check the adapter's documentation for its TIBCO Runtime Agent release requirement.

Only the following adapters are compatible with the TIBCO Runtime Agent 5.3.1 and 5.3.0 releases:

- TIBCO Adapter for EJB 5.1.2
- TIBCO Adapter for MQSeries 5.2.0, 5.2.1
- TIBCO Adapter for ActiveDatabase 5.2.1
- TIBCO Adapter for CORBA 5.2.0
- TIBCO Adapter for COM 520, 5.3.0
- TIBCO Adapter for LDAP 520, 5.3.0
- TIBCO Adapter for Oracle Applications 5.2.1
- TIBCO Adapter for Files 5.4.0
- TIBCO Adapter for ClarifyCRM 5.2.0
- TIBCO Adapter for Infranet 5.1.0
- TIBCO Adapter for Lotus Notes 5.1.0
- TIBCO Adapter for R/3 5.2.1
- TIBCO Adapter for Remedy 5.1.0
- TIBCO Adapter for Siebel 5.2.0
- TIBCO Adapter for Teradata 5.2.1
- TIBCO Adapter for Tuxedo 5.3.0
- TIBCO Adapter for Kenan 5.1.0
- TIBCO Adapter for PeopleSoft 8 5.2.1
- TIBCO Adapter for SWIFT 5.2.0

## Release 5.1.3

### Migration

See the *TIBCO ActiveEnterprise Features, Migration and Compatibility* guide for information about migrating custom adapters to use this TIBCO Adapter SDK release. The guide is available in the `TIBCO_TRA_HOME\doc\tra` folder.

## Release 5.1.2

### **Installing TIBCO Adapter 4.x or TIBCO BusinessWorks 2.x**

If a TIBCO Adapter 4.x application or TIBCO BusinessWorks 2.x is installed after TIBCO Runtime Agent 5.1.2 is installed, you should choose the installation option to use the external TIBCO Rendezvous product installed by TIBCO Runtime Agent 5.1.2.

## Closed Issues

The table in this section lists issues that were closed in the named releases.

Closed in Release	Change Request ID	Summary
5.11.1	TRA-4575	Validation to manage the Password Policy in TIBCO Administrator had been improved.
5.11.1	TRA-4547	To fix security vulnerabilities, the version of Tomcat that is bundled with TRA has been upgraded to Tomcat 7.0.94.
5.11.1	TRA-4535	Errors were reported when more than 499 characters were used for the field value in TIBCO Administrator GUI with MySQL database.
5.11.1	TRA-4528	Hawk Cluster showed "0.0.0.0" on RHEL 7.
5.11.0	TRA-4383	To synchronize the behavior of TIBCO Runtime Agent with the changes in Hawk 5.2.0 API, TIBCO Runtime Agent now only supports double quotes for enclosing the password.
5.10.2	TRA-4583	To fix security vulnerabilities, the version of Tomcat that is bundled with TRA has been upgraded to Apache Tomcat 7.0.94.
5.10.2	TRA-4575	Validation for managing the password policy of TIBCO Administrator has been improved.
5.10.2	TRA-4454	On AIX platform, IBM security vendor is now supported with EMS 8.4.x.
5.10.2	TRA-4437	The command-line flags PermSize and MaxPermSize were removed. When they were used on the command line, a warning message was issued for each of them.
5.10.2	TRA-4436	The string length of the columns of the table in MySQL was increased to avoid the following exception: 'Cannot rollback when autoCommit is enabled'.
5.10.2	TRA-4421	To fix security vulnerabilities, the version of Tomcat that is bundled with TRA has been upgraded to Apache Tomcat 7.0.92.



Closed in Release	Change Request ID	Summary
5.10.2	TRA-4107	The <code>netstat</code> command was dropped in RHEL 7, causing all the Hawk agents to show a "0.0.0.0" cluster.  The new TIBCO Administrator GUI shows the correct values for Hawk agent.
5.10.1	TRA-4365	TIBCO Runtime Agent now supports Entrust Authority (TM) Security Toolkit for the Java (R) Platform version 8.0 Patch 206325
5.10.1	TRA-4336	TIBCO Runtime Agent now bundles TIBCrypt 2.18.500.002.
5.10.1	TRA-4323	Oracle JRE 8 has been upgraded with patch 162 for Linux, Solaris, Solaris Sparc and Windows platforms, patch 8u151 for AIX platform, and patch 8u152 for HP platform.
5.10.1	TRA-4096	To fix security vulnerabilities, the version of Tomcat that is bundled with TRA has been upgraded to Tomcat 7.0.82.
5.10.1	TRA-4085	TIBCO Runtime Agent now supports the MariaDB database server.
5.10.1	TRA-4047	TIBCO Runtime Agent now supports the PostgreSQL database.
5.10.1	TRA-4031	TIBCO Runtime Agent now supports the MySQL database. The following configuration is required for TIBCO Administrator domains to work with MySQL database as a backend:  - Set <code>max_allowed_packet</code> to 1GB.  - Set <code>transaction isolation level</code> to <code>read_committed</code> .
5.10.1	TRA-4012	A deployed application's Windows NT service was created with an obfuscated password. The Windows NT Service failed to start until the credentials were manually re-entered in the Windows NT service manager.
5.10.1	TRA-4003	(Linux) On TIBCO Runtime Agent/TIBCO Administrator 5.9.1, TIBCO BusinessWorks failed to start on a domain enabled with a dynamic symmetric key.
5.10.1	TRA-3929	TIBCO Runtime Agent now includes <code>TLS_EMPTY_RENEGOTIATION_INFO_SCSV</code> cipher suite for JSSE implementation; relevant when communicating with old SSL Servers which do not have complete support for renegotiation.

Closed in Release	Change Request ID	Summary
5.10.1	TRA-3928	<p>TIBCO Runtime Agent now supports additional properties to selectively disable TLS protocols 1.0 through 1.2 which are enabled by default.</p> <p>The list of all the TLS/SSL properties is as follows. Note that there is a distinct property for client-side sockets and another for server-side ones to allow for better flexibility in controlling the changes.</p> <p>To disable TLS v1.0, set <code>com.tibco.security.ssl.client.EnableTLSv1</code> to false as well as <code>com.tibco.security.ssl.server.EnableTLSv1</code> to false.</p> <p>To disable TLS v1.1, set <code>com.tibco.security.ssl.client.EnableTLSv11</code> to false as well as <code>com.tibco.security.ssl.server.EnableTLSv11</code> to false.</p> <p>To disable TLS v1.2, set <code>com.tibco.security.ssl.client.EnableTLSv12</code> to false as well as <code>com.tibco.security.ssl.server.EnableTLSv12</code> to false.</p> <p>To disable SSLv2Hello, set <code>com.tibco.security.ssl.server.EnableSSLv2Hello</code> to false. This is only for accepting handshakes from old Java 6 clients.</p> <p>SSLv3 is set to false by default. To enable SSLv3, set one or both of the properties <code>com.tibco.security.ssl.client.EnableSSLv3</code> and/or <code>com.tibco.security.ssl.server.EnableSSLv3</code> to true.</p>
5.10.1	TRA-3912	<p>On executing the <b>Obfuscate</b> utility from the command line, the following error was thrown:</p> <pre>java.lang.ArrayIndexOutOfBoundsException</pre>
5.10.1	TRA-3849	To fix TLS/SSL vulnerabilities, Entrust libraries have been upgraded to patch 197574 of 8.0.
5.10.1	TRA-3796	When a .mar file is deployed from the TIBCO Administrator GUI, rulebases can be loaded automatically. Rulebases can also be loaded automatically when the process is stopped from the TIBCO Administrator GUI and re-started. However, if a configuration parameter is changed using TIBCO Administrator and the component is re-deployed, Hawk rules are not loaded after the component starts.
5.10.1	TRA-3790	HTTP basic authentication failed randomly for the first request.

Closed in Release	Change Request ID	Summary
5.10.1	TXML-199	The Parse XML activity in TIBCO ActiveMatrix BusinessWorks threw a Null Pointer exception during XML validation if the schema used unique keyrefs.
5.10.1	TXML-184	(Linux) Runtime validation failed for Complex Schema.
5.10.0	TRA-1765	If the default EMS port 7222 was not up, the following exception was thrown when creating an EMS SSL-based domain from the <b>Domain Utility</b> .  <pre>javax.jms.JMSEException: Failed to connect to the server at tcp://localhost:7222 is thrown</pre>
5.10.0	TRA-3095	When an application was deployed as an NT service with <b>Login As</b> and password, the NT service failed to start until the credentials were reentered manually in the NT service manager.
5.10.0	TRA-3397	The TIBCO Runtime Agent log file did not contain a message indicating the successful completion of an installation.
5.10.0	TRA-3558	When trying to reconnect to an EMS server, TIBCO Administrator threw the following exception and showed the Hawk status as disconnected:  <pre>java.lang.ClassCastException: COM.TIBCO.hawk.util.tibrv.BaseTransportErrorCallBack cannot be cast to COM.TIBCO.hawk.util.tibems.JmsTransportErrorCallback</pre>
5.10.0	TRA-3632	If TRA 5.9.0 was installed in a TIBCO_HOME that already had TRA 5.7.2 installed and TRA 5.7.2 was uninstalled, all the executables (such as domainutiltiy.exe and designer.exe) under TRA_HOME/5.9/bin and DESIGNER_HOME/5.9/bin were deleted.
5.10.0	TRA-3752	The Domain utility was unable to upgrade domains with EMS_HOME specified in the configuration files.
5.10.0	TRA-3757	If the notifier.ems.password entry was missing in the AdministrationDomain.properties file, the Domain Utility hung when updating a domain database configuration.
5.9.1	TCRT-49	On IBM JRE the CertPath API behaved differently in the call chain_validate_jdk. IBM JRE threw 'InvalidAlgorithmParameterException' error.

Closed in Release	Change Request ID	Summary
5.9.1	TCRT-51	Implemented 'setAllowedProtocolVersions', for SSLClient non-entrust providers.
5.9.1	TCRT-52	BC can now validate certificate chains containing self-issued certificates.
5.9.1	TCRT-53	For Entrust, CertChainVerifier confused self-issued certificates for self-signed ones.
5.9.1	TCRT-56	<p>To protect from the POODLE SSLv3 vulnerability (CVE-2014-3566), the SSLv3 protocol is no longer supported for TLS/SSL connections. Only version 1.0 or higher of TLS is supported.</p> <p>For backward compatibility with software that supports only SSLv3, you can enable the SSLv3 protocol by setting the following system-wide properties for client-side and server-side connections in the .tra file:</p> <pre>java.property.com.tibco.security.ssl.client.EnableSSLv3=true java.property.com.tibco.security.ssl.server.EnableSSLv3=true</pre>
5.9.1	TCRT-59	The client-side fix for the SSLv3 vulnerability (CVE-2014-3566) issue was incomplete for the non-default j2se provider; SSL client did not support TLS versions higher than 1.0 (j2se/ibm provider only).
5.9.1	TRA-2048	The obfuscate utility required the arguments to be in a particular order.
5.9.1	TRA-2716	If a secondary server was removed from the domain using the Domain Utility, both the TIBCO_TRA_DOMAIN_HOME and the TIBCO_ADMIN_DOMAIN_HOME entries were removed from the DomainHomes.properties file.
5.9.1	TRA-3049	The traUpgradeManager command failed to update the -jre_home option in the \$TIBCO_HOME/tra/domain/domainname/hawkagent.cfg file.
5.9.1	TRA-3089	TIBCO ActiveMatrix® Adapter for JD Edward 5.3.0 did not get installed with TIBCO Runtime Agent.
5.9.1	TRA-3282	The domainutilitycmd utility failed to add an EMS plugin with super user credentials other than the domain's original administrator user credentials (which was used when creating the domain).

Closed in Release	Change Request ID	Summary
5.9.1	TRA-3367	In the TIBCO Administrator GUI, <b>Resource Management &gt; Machines &gt; &lt;machine name&gt; &gt; Processes</b> tab failed to display any process. The method displayed the following error:  No data available!
5.9.1	TRA-3387	The <code>getReleaseVersion</code> method of TSM microagent displayed an incorrect value for <b>Internal Version</b> .
5.9.1	TRA-3442	When EMS was enabled with SSL for TIBCO Administrator, on restarting the EMS server, TIBCO Administrator tried to reconnect but threw a <code>ClassCastException</code> in the TIBCO Administrator console.
5.9.1	TRA-3465	When the <code>getAdminDeployedComponentsInfo</code> command was invoked through Monitoring Management, it did not return any results on the TIBCO Administrator GUI.
5.9.1	TRA-3472	While installing TRA 5.8.0 on RHEL/CentOS 6.4 or 6.5, the installer suspended activity if you selected the Yes option for the <b>Do you want to use a vendor supplied database driver?</b>
5.9.1	TRA-3476	The usage of the <code>-ems</code> option was missing in <code>traUpgradeManager</code> .
5.9.1	TRA-3481	Detailed logging in case of TSM startup issues was missing.
5.9.1	TRA-3486	The <code>starthma</code> command did not use the <code>tibhawkhma</code> executable from the Hawk installation directory, <code>&lt;HAWK_HOME&gt;/bin/</code> .
5.9.1	TRA-3489	The <code>starthma</code> command used only the default parameters to start the Hawk microagent.
5.9.1	TRA-3492	In certain cases, the <code>-breaklock</code> option of <code>AppManage</code> did not work with the <code>-deploy</code> and <code>-config</code> options.
5.9.1	TRA-3495	Even when <code>max revision history</code> was enabled, the records in the <code>ADINPUTSTREAMS</code> table increased when a new version of the <code>.ear</code> file was uploaded.
5.9.1	TRA-3498	When adding, a JMS task failed because a Hawkagent was down, the <code>domainutility</code> command displayed misleading log messages.
5.9.1	TRA-3499	While creating EMS-based domains, if EMS libraries were not set, <code>domainutility</code> did not display useful error messages.

Closed in Release	Change Request ID	Summary
5.9.1	TRA-3500	The EMS server plug-in failed to start. This happened because the EMS_HOME was not set in the EMS Server plug-in generated TRA file.
5.9.1	TRA-3501	If the variable was already present in the .tra file, the traUpgradeManager -ems command failed to add the EMS_HOME variable as the first entry in the .tra file.
5.9.1	TRA-3502	If the default server.xml provided by Tomcat was used, domainutility failed to process Tomcat ports.
5.9.1	TRA-3503	If the variable was already present in the template file of the domain, domainutility did not add the EMS_HOME variable to the migrated domain.
5.9.1	TRA-3508	Domain data increased with each revision of the EAR file even when the max revision history was enabled.
5.9.1	TRA-3518	Even when a service instance is undeployed, the output of AppStatusCheck displayed the service instance binding and showed the status as Unknown.
5.9.1	TRA-3523	Irrespective of the encoding set in the project, when the deployment configuration XML file was created from an EAR using AppManage, the default encoding was set to ISO8859-1.
5.9.1	TRA-3525	(Linux) When a C or C++ application was started, the wrapper caused the application to generate a core dump.
5.9.1	TRA-3592	The ModifyDBConfiguration.xml file did not have a placeholder for the domain's user name and password when domainutilitycmd was used. However, the placeholder existed when the GUI (Domain Utility) was used.
5.9.1	TRA-3607	Inconsistent error messages were displayed on user authentication.
5.9.1	TRA-3645	After starting Hawkagent on a Microsoft Windows Server machine, the following messages were displayed: <ul style="list-style-type: none"> <li>On 2003 (32-bit): Failed to load shared library: tibhawkma</li> <li>On 2008 (64-bit): TIBCO Java Launcher has stopped working</li> </ul>

Closed in Release	Change Request ID	Summary
5.9.1	TRA-3683	While deploying a TIBCO BusinessWorks Collaborator application, the following exception was displayed on the console: <code>java.lang.Exception: Wrong values passed to API</code>
5.9.1	TRA-3708	The machine health and process was not displayed on TIBCO Administrator when the Hawk transport parameter of a domain was changed.
5.9.0	TRA-3406	TIBCO Administrator server was not able to connect to the EMS server if the EMS server was added through <code>domainutility.cmd</code> and an encrypted EMS password was used in <code>AddJMSServer.xml</code> .
5.9.0	TRA-3405	Adding secondary administrator server did not work from domain utility in the command line mode when the domain uses SSL-enabled EMS transport.
5.9.0	TRA-3394	When you change a configuration parameter, save, and re-deploy a component using TIBCO Administrator, the Hawk rules were not getting loaded after restarting the component.
5.9.0	TRA-3373	The TIBCO Administrator server did not send any heartbeat message when using TIBCO Rendezvous 8.4.1.
5.9.0	TRA-3260	A TIBCO BusinessWorks application crashed with the following error: <code>"BWENGINE-100001 PermGen space"</code> .
5.9.0	TRA-3243	Domain Utility failed to update domain credentials, after EMS transport was changed from TCP to SSL.
5.9.0	TRA-3233	In C++ SDK, low performance was observed while de-serializing a huge Unicode string from an AE XML format message.
5.9.0	TRA-3232	DomainUtilitycmd threw an "invalid name or password" error when changing an EMS transport to SSL connection.
5.9.0	TRA-3199	If the password was created and changed in Runtime Agent and deployed into TIBCO Administrator, the password was invalid for the TIBCO BusinessEvents application.
5.9.0	TRA-3149	The <code>Importdomainsecurity</code> utility threw the following error: <code>java.lang.IllegalArgumentException: Comparison method violates its general contract!</code>

Closed in Release	Change Request ID	Summary
5.9.0	TRA-3156	Products such as BusinessConnect RosettaNet/SOAP Protocol could not be installed using InstallShield with TIBCO Runtime Agent 5.8.0 and above versions.
5.9.0	TRA-3105	Rulebase was not loaded properly for a "Standing by" instance when the mar file was deployed on the fault tolerant engines.
5.9.0	TRA-3144	The Domain Utility pop-up window was blank.
5.9.0	TRA-3142	The Domain Utility threw an error while installing the certificate.
5.9.0	TRA-3096	When installing TIBCO Administrator 5.8.0, the dependency failed for TIBCO Hawk 4.9
5.9.0	TRA-3092	Changing the EMS Transport parameter using the Domain Utility caused the TIBCO Administrator server to stop working.
5.9.0	TRA-3090	[Linux 64-bit] Domain Utility did not display any message in the test connect or validation error dialog.
5.9.0	TRA-3087	The URL of EMS was shortened; this was accepted to create the domain (the domain was running on the EMS default port). On trying to change the domain credentials, an error was thrown.
5.9.0	TRA-3086	[HP IA64 only] Java SDK custom adapter could not be compiled as javac was not bundled with 64-bit TIBCO Runtime Agent.
5.9.0	TRA-3085	The time zone information in the log file was not correct.
5.9.0	TRA-3026	(AIX only) While running some utilities on a 32-bit package installed on a 64-bit machine, the following error was thrown:  Initialization error for library j9gc26(2): Failed to instantiate heap; 512M requested.
5.9.0	TRA-2937	Upgrading TIBCO Runtime Agent to version 5.7.3 or 5.7.4 did not remove the hotfix folder.
5.9.0	TRA-2894	64-bit wrapper library is packaged in the TRA installer for the 64-bit UNIX platforms.
5.9.0	TRA-2835	When the EMS server was down, Domain Utility threw the <code>NullPointerException</code> while changing the database configuration for the EMS server.



Closed in Release	Change Request ID	Summary
5.9.0	TRA-2765	The default deployment mode was set to "local" in the exported deployment configuration file by the Appmanage -export command.
5.9.0	TRA-2497	While removing the network value using Domain Utility, the <code>notifier.rv.network</code> file was not updated.
5.9.0	TRA-2495 TRA-3124	When the substitution element was defined as nill (nill=true for the element) in the XML instance, it did not pass the validation.
5.9.0	TRA-2176	The Movemachine utility did not edit machine name in <code>index.js</code> .
5.9.0	TRA-2103	Installing TIBCO Runtime Agent 5.6.0 or 5.6.2 on Windows 2008 R1 and running <code>traDBConfig</code> displayed the "TIBCO Java Launcher has stopped working" error.
5.9.0	TRA-2052	<code>DomainUtilitycmd</code> utility did not register the EMS server to the domain in case dynamic topic creation was disabled in the EMS server.
5.9.0	TRA-1711	Change in Domain Utility (JDBC driver) did not update the field <code>tibcoadmin.database.adaptor.DB*</code> in the <code>administrationDomain.properties</code> and <code>authorizationDomain.properties</code> files.
5.9.0	TXML-170	The <code>com.tibco.xml.serialization.impl.XmlContentWriter</code> class was passed to <code>XMLStringUtilities</code> . This was an incorrect implementation according to the JRE docs.
5.9.0	TXML-172	The <code>tib:parse-date('yyyy-MM-dd hh:mm:ss', '2003-11-06 00:00:00')</code> function threw an error in parsing.
5.9.0	TXML-145	If a namespace was empty, a <code>NoNamespace</code> exception was thrown.
5.9.0	TXML-141	While calling the BPM process through JAVA, SAML could not be passed.
5.9.0	TXML-126	Default namespace mapping problem was observed.
5.9.0	TXML-122	An activity error was observed. To remove activity error, the <code>NullPointerException(NPE)</code> was fixed.
5.9.0	TXML-115	Memory leak was observed.

Closed in Release	Change Request ID	Summary
5.9.0	WRAP-145	The wrapper behavior was changed while supporting the C++ application. The 'Core Dump' error was observed in SDK 5.8.0.
5.8.0	WRAP-24	The <code>java.heap.size.min</code> property was not used by the wrapper.
5.8.0	WRAP-113	In the <code>.tra</code> file, properties containing multiple occurrences of the character '%' were treated as variables.
5.8.0	TXML-128	The XPath number function did not have a precision greater than that of an <code>xs:double</code> .
5.8.0	TRA-3039	The domainutility failed with the following exception: <code>OperationFailedException: SYS_instance lock no longer held by domain on trying to update transport parameters</code>
5.8.0	TRA-2953	If the domain was created using <code>AdminDomainHome</code> property, the restart option did not work.
5.8.0	TRA-2952	BW HTTP authentication failed when a non-default domain home was used.
5.8.0	TRA-2951	When the application was deployed via <code>AppManage</code> , the Max Deployment Revision number of the application was set to -1 instead of the default value.
5.8.0	TRA-2738	When a machine was added using <code>domainutilityCmd</code> with EMS as a transport, a validation exception was thrown.
5.8.0	TRA-2537	When using the <code>domainutilitycmd</code> utility for adding a machine where no domains were created, a File Not Found exception was thrown.
5.8.0	TRA-2459	When creating a domain, the default value of "Local Application Data" should be the same in <code>domainutility</code> and <code>domainutilitycmd</code> . The default value in <code>domainutility</code> was <code>true</code> (selected) but in <code>domainutilitycmd</code> the value was <code>false</code> .
5.8.0	TRA-2454	Failed to create Oracle SSL based domain on Microsoft Windows with TIBCO Runtime Agent 5.6.2.

Closed in Release	Change Request ID	Summary
5.8.0	TRA-2444	(UNIX) On accessing domain utility online help, a message was displayed on the console.
5.8.0	TRA-2442	The TIBCO Hawk Custom and Logfile microagents were not available.
5.8.0	TRA-2442	The parameters for Custom and Logfile microagents did not exist in the hawkagent . cfg template file.
5.8.0	TRA-2390	The MUILangChooser . exe application failed to start and the following error was displayed: MSVCR71.dll was not found
5.8.0	TRA-2381	(64-bit UNIX) When . tra files were upgraded using the traUpgradeManager tool, the value of JVM_LIB_PATH was not completely updated. Only tibcojre was changed to tibcojre64.
5.8.0	TRA-1733	If product registry files were missing on a machine, traUpgradeManager threw a Null Pointer Exception and ended abruptly without a meaningful error.
5.7.4	TXML-130	When converting a node variable to the DOM type using the tibcoxml utility, a duplicated XML namespace with the prefix ns was generated.
5.7.4	TRA-2828	The TIBCO Administrator GUI did not show the installed software during deployment and the No Matching Software found error occurred.
5.7.4	TRA-2761	The libwrap64 . a file was not packaged in TIBCO Runtime Agent.
5.7.4	TRA-2675	Creating an EMS SSL based domain on top of TIBCO Runtime Agent 5.7.3 failed.
5.7.3	TRA-2209	Service instance variables beginning with the java . property and java . extended . properties string pattern were appended to the tibco . clientVar property.  This issue was fixed by adding java . property . UNCHANGED_PROPERTY_NAMES=java . property , java . extended . properties to the hawkagent _ domain _ name . tra file.
5.7.3	TRA-2646	An invalid encrypted password was added to the deployed application's TRA file.

Closed in Release	Change Request ID	Summary
5.7.3	TRA-2488	Deployment and undeployment of BusinessWorks applications in the TIBCO Administrator GUI failed with the <code>java.io.IOException: Stream closed</code> error.
5.7.3	TRA-1657	With Microsoft JDBC drivers (native drivers) and JRE 1.6.0, database Domain creation did not work for MS SQL Server 2005 and 2008 databases.
5.7.3	TRA-1572	TIBRV_HOME was not defined in <code>hawkagent_domain name.tra</code> and <code>tibcoadmin_domain name.tra</code> when TIBCO Runtime Agent was upgraded from a previous version to versions 5.5.4 or 5.6.x and Administrator was upgraded to 5.6.0. As a result, <code>traUpgradeManager</code> was unable to upgrade the <code>tibrv</code> path correctly in the files.
5.7.3	TRA-2427	AppManage did not export <code>threadCount</code> element from an ear file into the exported configuration xml file.
5.7.3	TRA-2448	Domain Utility generated a CSR with 1024 bit key size while publicly trusted certification authority are required to have a minimum of 2048-bit RSA keys.
5.7.3	TRA-2118	Domain Utility threw a "Port(s) 8443 in use" error while trying to enable HTTPS for a domain even if the port was not in use.
5.7.3	TRA-2313	In the Domain Utility Change Transport Parameters screen, when using EMS and first selecting the SSL check box, the Test Connection would fail because the SSL parameters were not set.
5.7.3	TRA-2706	The Uptime value for a running service instance was reset when the domain's Hawk Agent restarted.
5.7.3	TRA-2741	Apache Tomcat has been upgraded to 5.5.34.
5.7.3	TRA-2412	The files <code>&lt;TIBCO_HOME&gt;/administrator/domain/&lt;domain_name&gt;/bin/tibcoadmin_&lt;domain_name&gt;.tra</code> and <code>&lt;TIBCO_HOME&gt;/tra/domain/&lt;domain_name&gt;/hawkagent_&lt;domain_name&gt;.tra</code> , when migrated from TRA 5.4 or 5.5, had lines at the top of the file with spaces around the equal sign <code>tibco.env.XXX = &lt;value&gt;</code> which caused the administrator server and hawkagent to fail at startup.

Closed in Release	Change Request ID	Summary
5.7.3	TRA-2498	Adding a secondary Administrator instance in a Domain using the EMS transport would fail when the admin superuser password started with "#".
5.7.3	TRA-2494	Parameters were encrypted when performing domain related functionalities using <code>domainutility</code> or <code>domainutilitycmd</code> .
5.7.3	TRA-2514	Adding a secondary Admin server failed if the server was added using <code>domainutilitycmd</code> and the Domain used an SSL-enabled EMS transport.
5.7.3	TRA-2658	TIBCO Runtime Agent 5.7.2 bundled the EMS 6.0.0 client instead of the EMS 6.1.0 client.
5.7.3	TRA-2388	On the Windows platform, the shortcut to TIBCO Runtime Agent and TIBCO Designer, and TIBCO Hawk readme files on the Start menu was broken.
5.7.3	TRA-2224	Domain Utility and TIBCO Designer failed to start on Oracle Linux platforms - SELinux (security enhanced Linux).
5.7.3	TRA-2713	For a service pack installation, TIBCO Administrator did not display the correct version number.
5.7.2	TRA-2436	TIBCO products that use Presentation Services (such as TIBCO PortalBuilder®) did not deploy correctly.
5.7.2	TRA-2595	When a service instance was in the stand-by mode and Hawk rulebase was applied to it, then rulebase was not loaded for such service instance.
5.7.2	TRA-466	(AIX Only) The TIBCO Runtime Agent installer did not create <code>Tibuninstall</code> .
5.7.2	TRA-1505	After installing TIBCO Runtime Agent on top of BusinessConnect™ and TIBCO Runtime Agent 5.5.x, TIBCO Designer failed to start, and the <code>NoClassDefFoundError</code> error occurred.
5.7.2	TRA-2211	The <code>LD_LIBRARY_PATH</code> , <code>SHLIB_PATH</code> , and <code>LIBPATH</code> properties in the <code>designer.tra</code> file were overwritten during installation.
5.7.2	TRA-2426	The TRA files under the BusinessEvents™ installation directory were corrupted after installing TIBCO Runtime Agent 5.7 on top of BusinessEvents 4.0.

Closed in Release	Change Request ID	Summary
5.7.2	TRA-2456	The deployment of BusinessWorks applications failed on a machine added using the <code>domainutilitycmd</code> script.
5.7.2	TRA-2480	TIBCO Designer online help was broken in TIBCO Runtime Agent 5.7.1.
5.7.2	TRA-2518	The TIBCO Runtime Agent 5.7.0 64-bit installer did not record the correct value of TIBCO JRE in VPD files.
5.7.2	TRA-2529	After migrating a domain to TIBCO Runtime Agent 5.7, the <code>tibco.env.PSP</code> property disappeared from the <code>hawkagent_domain.tra</code> and <code>tibcoadmin_domain.tra</code> files.
5.7.2	TRA-1751	The TIBCO Runtime Agent and Rendezvous installers did not create the same folder structure for Rendezvous.
5.7.2	TRA-2484	After upgrading to TIBCO Administrator 5.7 and TIBCO Runtime Agent 5.7, database lock and connection errors occurred.
5.7.2	TRA-2486	After upgrading TIBCO Domains to TIBCO Runtime Agent 5.7.1, the <code>NoClassDefFoundError</code> error occurred.
5.7.2	TXML-127	After upgrading to TIBCO Runtime Agent 5.7, the <code>deserializing message</code> error occurred when processing TIBCO ActiveMatrix® Adapter for Database messages.
5.7.2	TRA-2421	Batch deployment and undeployment of BusinessWork applications in a database-based domain failed with errors.
5.7.2	TXML-123	Mapping to <code>xsd:any processContents="skip"</code> caused an error.
5.7.2	TCOR-13	An error occasionally occurred when importing and opening multiple projects simultaneously in TIBCO Designer Add-in for TIBCO Business Studio.
5.7.2	TRA-2503	The <code>com.tibco.administrator.TSM.TSMFunctions.hasTIBCORegistryUpdated</code> method in TIBCO Runtime Agent 5.7.0 caused high CPU usage for HawkAgent.
5.7.2	TRA-2492	Deployment and undeployment of BusinessWorks applications in the TIBCO Administrator GUI failed with the <code>java.io.IOException: Stream closed</code> error.

Closed in Release	Change Request ID	Summary
5.7.1	TRA-2417	<p>The expiry or wait timeout intervals for LDAP connection pools could not be set.</p> <p>This defect has been fixed. The <code>expiryInterval</code> and <code>waitTimeoutInterval</code> can now be set in the <code>AuthorizationDomain.properties</code> file by using keys <code>tibcoadmin.database.expiryInterval</code> and <code>tibcoadmin.database.waitTimeoutInterval</code> respectively.</p>
5.7.1	TRA-1514	When transport parameters were changed using Domain Utility, the corresponding values in the database did not get changed, which caused <code>tibrvexception</code> to occur when running TIBCO Administrator.
5.7.1	TRA-2275	Online help for TIBCO Domain Utility was not available.
5.7.1	TRA-2411	A <code>java.lang.NullPointerException</code> occurred when migrating a domain from TRA 5.4 or 5.5 to TRA 5.7.
5.7.1	TRA-2418	The <code>TIBCOadaptermappers.jar</code> file did not have write permission.
5.7.1	TRA-2419	The EAR package version was not included in the deployed application <code>.tra</code> file.
5.7.0	TRA-639	When an enumeration error occurred during validation, too much information was written to the audit log message.
5.7.0	TRA-2157	TIBCO Enterprise Message Service (EMS) did not reconnect and deployments timed out if EMS was started after the Hawk Agent or Administrator.
5.7.0	TRA-1767	On Microsoft Windows machines, Domain Utility logged during domain creation that it was un installing Hawk Agent NT Service, but there was no entry when it was installing the service.
5.7.0	TRA-2067	<p>The Domain Utility GUI failed to change transport parameters for an EMS SSL enabled server if EMS authorization was enabled with the following error:</p> <pre>2010 Aug 15 10:40:38:746 GMT -0700 DU Error [DomainUtility] AESDKJ-0000 Connection to the specified EMS/SSL server was failed! javax.jms.JMSSecurityException: invalid name or password</pre>

Closed in Release	Change Request ID	Summary
5.7.0	TRA-2073	The domainutilitycmd utility did not validate EMS parameters for the createdomain task, and if the EMS parameters were not valid, creating some tables would fail.
5.7.0	TRA-861	<p>When a Hawk Agent started and an HMA process was running, another HMA using the same RVD parameters would not start. This was not indicated in logs.</p> <p>This defect has been fixed. Now a log entry is made when an HMA is started and when this situation is encountered.</p>
5.7.0	TRA-2302	TIBCO Domain Utility was not able to generate self-signed certificates when HTTPS was enabled for J2SE as the security provider by setting <code>java.property.TIBCO_SECURITY_VENDOR=j2se</code> . This issue has been fixed.
5.7.0	TRA-870	Min and Max DB Connection Pool properties were not updated in the database (AdMap, AuMap) when changes were made from Domain Utility. Only <code>AdministrationDomain.properties</code> and <code>AuthorizationDomain.properties</code> were updated.
5.7.0	TRA-1229	AppManage -kill option behaved different from Administrator GUI's kill in case of service with <code>STATUS_STOPPING</code> resulting in services left hanging instead of terminating.
5.7.0	TRA-1291	When creating or changing the EMS based domains, in the <b>TIBCO EMS parameters for TIBCO Administrator</b> section if Enable SSL was selected, then the <b>Test Connection</b> failed.
5.7.0	TRA-1396	With an EMS based administration domain, an RVD on port 7474 was started no matter what port was configured in hawkagent.cfg.
5.7.0	TRA-1471	In domainutility.xsd the definition of element <code>ConfigUpdate</code> had errors.
5.7.0	TRA-1543	On Windows, when TIBCO products were not installed in the root directory of C:, the buildear command failed. The buildear.tra file failed to include designer.tra because the absolute path was specified.
5.7.0	TRA-1554	The domainutilitycmd utility failed to create a domain using an SSL enabled EMS server as transport.



Closed in Release	Change Request ID	Summary
5.7.0	TRA-1563	When deploying via AppManage, Encoding was changed to ISO8859-1 even though UTF-8 was specified in the configuration file. When <code>local</code> was chosen for the application transport, the value from the configuration file should have been used, but it wasn't.
5.7.0	TRA-1589	After a domain was upgraded from an older 32-bit installation to a new 64-bit installation, TIBCO Administrator and Hawk Agent failed to start.
5.7.0	TRA-1632	The <code>domainutilitycmd</code> utility always added a machine as a physical machine even when the <code>ClusterGroupConfiguration</code> tag was un commented.
5.7.0	TRA-1635	Upgrading of TIBCO Runtime Agent from 5.5.x resulted in the TIBCO Runtime Agent utilities files (for example, <code>domainutility.tra</code> ) with references to both <code>i386</code> and <code>amd64</code> on x86-64 Linux platforms. The reference should have been to <code>amd64</code> only.
5.7.0	TRA-1639	The Administrator version of the secondary administrator servers was shown incorrectly, even after upgrading the secondary servers.
5.7.0	TRA-1642	The <code>domainutilitycmd</code> utility failed when enabling HTTPS if domain data was stored in a non-default location.
5.7.0	TRA-1645	When installing TIBCO Runtime Agent 5.6 on AIX, the user was emailed the message: <code>ksh[2]: /tibco/tibrv/8.1/tibrv_extract: not found.</code>
5.7.0	TRA-1652	Hawk Monitoring did not show up in the Administrator GUI after installing the Hawk Monitor package if no deployable products were installed.
5.7.0	TRA-1655	When a <code>password</code> type global variable was initially set to be non deployable, and later changed to be deployable, the global variable did not show up in the Administrator GUI after the EAR with the global variable changed to deployable was uploaded over the existing application.
5.7.0	TRA-1664	When multiple deploys were executed and the <b>Stop services before deploy</b> option was enabled in the Deploy configuration screen, after three deployments the engine status displayed <code>Stopped</code> .

Closed in Release	Change Request ID	Summary
5.7.0	TRA-1665	Silent installation did not configure vendor-supplied JDBC driver as expected.
5.7.0	TRA-1666	The userid and password provided on the command line did not override the values present in the ModifyRVParameters task of domainutilitycmd.
5.7.0	TRA-1667	RepoConvert failed with the following error message: Migration failed with exception java.lang.NoClassDefFoundError: org/apache/regexp/RESyntaxException
5.7.0	TRA-1679	The parameter <code>notifier.ems.password</code> was not updated in the <code>admap</code> table when Domain Utility was run to update the EMS connection parameters.
5.7.0	TRA-1690	The maximum revision history value was not being applied during deployment, though it could still be used with the <b>Truncate Revision</b> button.
5.7.0	TRA-1726	When administration domains were migrated, the administration domain executables ( <code>hawkagent_&lt;domain&gt;</code> and <code>tibcoadmin_&lt;domain&gt;</code> ) did not get updated versions of the wrapper.  This defect is now fixed. The wrapper is now copied from the <code>tra/5.7/bin</code> directory.
5.7.0	TRA-1741	The administrator user was case sensitive in Domain Utility.
5.7.0	TRA-1742	Applications failed to startup on AIX with the following error: Failed to load shared library, library name : <code>/opt/tibco/jre/1.6.0/bin/classic/libjvm.a</code>
5.7.0	TRA-1743	AppManage would spend significant amount of time cleaning up its cache as part of cleaning up temp files at the end of processing.
5.7.0	TRA-1747	Database driver details could not be modified using <code>domainutilitycmd</code> or the Domain Utility GUI if the administration domain home was located outside TIBCO installation directory.
5.7.0	TRA-1750	Access to DB2 databases using the vendor driver failed because the license jar file was not being added to the classpath.

Closed in Release	Change Request ID	Summary
5.7.0	TRA-1761	domainutilitycmd did not update tibcoadmin_<DomainName>.tra upon password change when the domain resided outside the default location TRA_HOME/domain.
5.7.0	TRA-1764	When adding a machine to a domain with UTF-8 encoding using domainutilitycmd, the hawkagent.cfg file was created with encoding ISO8859-1. This could create problems if multi-byte characters were used for services or application names.
5.7.0	TRA-1769	When using AppManage with the -batchdeploy option, the exit status was always 0 even if deployments had failed. Now a correct error status is returned if the deployment fails.
5.7.0	TRA-2109	Multi-line messages were being truncated if the file was large enough that the fetched lines did not include the entire file.
5.7.0	TCRT-28	Entrust 7.2 SP1 Patch 160686 was listing the static trusted issuers in the certificate request that introduced incompatibility at the client side.
5.7.0	TRA-2260 (TTEN-1)	TIBCO BusinessConnect failed to process HTTPS requests that used TLS Extensions which conform to RFC 5746.
5.7.0	TADT-2 (1-ALGD3S)	TIBCO Adapter for MQSeries always published the reply message as Persistent in the Request-Response Service when the transport type was set as JMS.
5.7.0	ASDK-942 (1-9OVYC1)	A JMS session leak occurred when Request-Response Service with the JMS transport failed to send a reply to Request-Response Invocation Service.
5.7.0	TXML-70 (1-AWEUWM)	TIBCO ActiveMatrix BusinessWorks Service Agent threw an exception when sending a response to a SOAP query to retrieve schema information.
5.7.0	TXML-69 (1-AP9VNG)	TIBCO ActiveMatrix BusinessWorks encountered an exception when using Transform XML Activity with a style sheet that contained <xsl:message> instruction.
5.7.0	TXML-66 (1-ABJ8Z6)	SOAP fault messages in TIBCO ActiveMatrix BusinessWorks did not conform to schema of SOAP 1.2 specification.
5.7.0	ASDK-993 (1-AMJXHP)	There was a delay in the asyncInvoke method when sending data to EMS in a Remote Procedure Client Call scenario.

Closed in Release	Change Request ID	Summary
5.7.0	ASDK-1000 (1-APK64Z)	There was a delay in the asyncInvoke method when getting response from EMS in a Remote Procedure Client Call scenario.
5.7.0	TCOR-1 (1-A9VKGK )	When domainutilitycmd was used to change the configuration of a domain database, the database password changed to clear text instead of an encrypted value in the domain properties file.
5.7.0	TCOR-2 (1-AN123R)	EMS 5.1.3 C client libraries were missing for some platforms.
5.7.0	TCRT-4 (1-ASC5OH)	Authenticating TIBCO ActiveMatrix BusinessWorks with TIBCO Administrator using JAAS login failed.
5.7.0	TCRT-2 (1-AGVSZQ )	AppManage failed for EMS SSL based domains.
5.7.0	TCRT-1 (1-AD4A1N)	Administration domain creation with JRE 1.6 failed for native drivers of Microsoft SQL Server.
5.7.0	TTXS-1 (1-AK50S3)	A TIBCO BusinessWorks application with a SOAP Request Reply activity crashed with error information: BWENGINE-100001 PermGen space.
5.7.0	TRA-1715 (1-AEZ7OJ)	Domain Utility failed to validate the search filter against Active Directory LDAP.
5.7.0	TRA-2297	A Null Pointer exception occurred while trying to create an administration domain using DB2 8.2 FixPak.
5.7.0	TRA-2055	TIBCO Runtime Agent 5.6.2 hotfix01 did not support Active Directory Application Mode (ADAM).
5.6.2	1-9QRIVF	(AIX Only) Both the 32 and 64 bit platforms did not use the latest JRE 1.6 version.
5.6.2	1-9VNRW8	The schema could not be correctly loaded with a recursive xs:extension definition.
5.6.2	1-AAF385	When the Use SSL? option was disabled in the JMWQueue configuration, the SSL configuration was not cleaned up completely and the TIBCO ActiveMatrix Adapter for Database would fail during initialization.

Closed in Release	Change Request ID	Summary
5.6.2	1-A5WHSY	The Adapter Tester did not appear as expected if only a version 6.0.x adapter was installed.
5.6.2	1-A2CTG7	The Test Connection button under the JMS sessions in TIBCO Designer threw an error while the MQSeries adapter tried to connect to an SSL-enabled TIBCO Enterprise Message Service server (with JNDI Lookup).
5.6.2	1-96QV5Q	After the TIBCO ActiveMatrix BusinessWorks engine was requested to stop, the engine would continue running but cease communicating with the TIBCO Hawk Agent (and therefore TIBCO Administrator). Because the engine was still running, attempts to restart it failed. This occurred when multiple PAR files were defined in an EAR file.
5.6.2	1-ABR7MD	The TIBCO Administrator GUI did not display logs correctly if the number of lines in the log file was more than 1000.
5.6.2	1-9ZDWJO	Add feature to provide the durable name as GV when creating the queue in the adapter endpoint.
5.6.2	1-A3WQ0L	TIBCO Designer changed Union tags in schemas.
5.6.2	1-8J2D4Q	In TIBCO Designer, for certain cases TIBCO ActiveMatrix BusinessWorks mapping output may not be well-formed XML. This caused an error message to be displayed in TIBCO Designer when web service calls based upon that mapping were made.
5.6.2	1-9K7MSX	The Domain Utility did not find entries when creating a domain integrated with Active Directory Application Mode.
5.6.2	1-A0AKY5	When validating a project in TIBCO Designer, a benign message "DAVstore: Setting connection timeout to 40000 milliseconds" was printed for valid projects.
5.6.2	1-9BSSH P	When an EAR file was deployed via AppManage, an exception was thrown, but the deployment was successful.
5.6.2	1-9TAWRT	Plain text was shown in the pop-up message box for the password value when changing a global variable from the PASSWORD to Integer type in Global Variable Advanced Editor.

Closed in Release	Change Request ID	Summary
5.6.2	1-7VMGMN	The deployment of TIBCO BusinessWorks FormBuilder and Portal applications failed when using TIBCO Administrator domain in a Microsoft Cluster.
5.6.2	1-A11ERN	Update JDBC driver to Data Direct 3.7 P64 (aka Build 0064) to properly interoperate with DB2 v9.1 on z/OS.
5.6.2	1-9T9WS9	When a new TIBCO BusinessEvents concept was added to a TIBCO ActiveMatrix BusinessWorks project stored in TIBCO XML Canon, the save operation failed with Null Pointer Exception (NPE). Renaming the Concept would bypass the NPE, but yielded a blank (empty) '.concept' file.
5.6.2	1-9U9QF7	After deploying TIBCO BusinessEvents 3.0.1 HF 4, adding a new concept to a project with a TIBCO BusinessEvents activity yielded a Missing File Exception in the console despite normal UI behavior.
5.6.2	1-9VKXNS	Global Variables were not being accepted in a TIBCO Adapter for SWIFT configuration.
5.6.2	1-9W9SZJ	Hitting Refresh/F5 in TIBCO Designer after building the EAR file caused memory to grow continuously.
5.6.2	1-9WHF6K	Adding a new child role under a Role that had a large number of existing children was extremely slow.
5.6.2	1-9X4TPV	In TIBCO Runtime Agent 5.6.1, the setting in the ehCache configuration file for setting the value for maximum memory elements had no effect, resulting in memory growth.
5.6.2	1-A22TQV	The schema could not be loaded correctly when it contained the recursive xs:extension definitions.
5.6.1	1-9OW61O	The 64 bit JMS libraries were missing in TIBCO Runtime Agent 5.6.0 installation on the HP-UX and AIX platforms.
5.6.1	1-9K459Q 1-9MQ9DK	The domainutilitycmd command failed when trying to use the ChangeDomainCredentials task to change the domain administrator password.
5.6.1	1-9PEE3V	The TIBCO BusinessWorks Engine shut down and the parameters were not passed on the first deployment.

Closed in Release	Change Request ID	Summary
5.6.1	1-9OEG6H	Waiting for check pointing and killing job timeout did not work as expected in TIBCO BusinessWorks 5.4.
5.6.1	1-9PP1Q5	TIBCO XML Mime parser threw the None Point exception when parsing a payload with <code>content-type=multipart/related</code> without boundary parameter set.
5.6.1	1-9OB8T6	The application domain tables <code>aumap</code> and <code>admap</code> were not updated with the new password in case we changed the database password using <code>domainutility</code> .
5.6.1	1-9AD0V8	One of the XML parsers in TIBCOxml didn't properly handle the <code>tibco-char</code> processing instruction, causing those special characters to disappear after parsing.
5.6.1	1-9L4G7Q	In the Properties tab of a TIBCO XML Canon project, the build number was displayed incorrectly as <code>1.2.0 \${build.number}</code> .
5.6.1	1-936V01	When millions of subscriptions existed in a domain, actions such as login which accessed the subscription table in the domain database were very slow; taking multiple seconds to complete. Since these accesses were processed one at a time, users experienced very long wait times.
5.6.1	1-8WRD7O	When using a DB2 database domain, deployment delays and failures would result due to DB2 locks.
5.6.1	1-8YH7JB	The following issue has been fixed in the updated JDBC drivers: XA transactions could not be ended, thus preventing transaction starts.
5.6.1	1-90H0U2, 1-8Y9C16	In the Java SDK, only two threads ran concurrently even when the adapter created more than two threads for a JMS session.
5.6.1	1-8YXYIJ, 1-8X16LJ	Any Add or Delete operation on Membership of a Standard Role via API also checked if members of the Role were valid users.  This caused a serious performance issue when a Role had large number of users assigned as members.
5.6.1	1-88HNMX, 1-8WWXDH, 1-8YJ0AH, 1-92MAIP	When specifying an XML type substitution in the SOAP response message, the SOAP Service failed and the error message <code>Caused by: com.tibco.util.RuntimeWrapException: Internal Error:</code> displayed.

Closed in Release	Change Request ID	Summary
5.6.1	1-98RSC5	After stopping one of the active EMS FT servers, other EMS servers display as stopped in the All Service Instances dialog in the TIBCO Administrator GUI.
5.6.1	1-96MRX9	An application that used a message filter for an Adapter did not deploy correctly in TIBCO Administrator 5.4.
5.6.1	1-9AD12X	Fixed edge case in parsing schemas with circular references in multilevel extended complex types.
5.6.1	1-9ALWA4	The TIBCO BusinessWorks inbound security policy failed to validate inbound SOAP messages during authentication or signature if the certificate had a root CA with the Name Constraints X509v3 extension marked as critical.
5.6.1	1-9CBP3M, 1-9C43CL	The JDBC driver failed to accept data larger than 32KB if the data type was CLOB.
5.6.1	1-9H3C6U	Commit didn't work in DB-LINK with TIBCO JDBC Driver.
5.6.1	1-9GRJ0G	When using a JMS queue as the transport type for publication and subscription services, the multi-thread mechanism did not work well.
5.6.1	1-9GHFAG	When logging in to TIBCO eBusiness Applications, an error message similar to the following appeared:  Invalid fourth parameter to SWE service method 'ProcessCommand'.
5.6.1	1-9L3SXX	The Null Pointer Exception was thrown during validation when the schema model had an all group, and the containing instance element was empty.
5.6.1	1-9CDY92	The Java To XML activity did not display the class correctly. It was caught in the infinite loop displaying element.
5.6.1	1-9LWTYM	The TIBCO BusinessWorks Service Agent didn't report a validation error when it received a SOAP request message that contained multiple SOAP Body elements that did not meet the SOAP specification.
5.6.1	1-9EV1MZ	A single schema was created for a given Java class and all of the classes on which it depended.



Closed in Release	Change Request ID	Summary
5.6.1	1-9MFIWP	The vulnerability to XSS attacks in Apache Tomcat 5.5.25 is fixed in Apache Tomcat 5.5.27. This fix has been packaged in this hotfix.
5.6.1	1-9OSS27	The ArrayList object with one element was previously serialized and stored in BLOB in TIBCO Runtime Agent 5.5.4. The location was changed to the List table in TIBCO Runtime Agent 5.6.0. This change broke Portal functionality for HTML markup greater than 3000 or 4000 characters, depending on the database.
5.6.1	1-9HM63J	If you selected the <b>Save changes without asking</b> radio button in the TIBCO Designer Preferences dialog, the project would not be saved if the Apply button was not clicked before saving the project.
5.6.1	1-9L4FQP	The Null Pointer Exception was thrown during validation when the schema model had an all group and the containing instance element was empty.
5.6.1	1-9KL49F	TIBCOXML threw an incorrect exception when a malformed request was received.
5.6.1	1-9EJSCF	Adjust the http pseudo-mime parser to handle axis breakage with chunked mime (axis did not have enough line separators).
5.6.1	1-9CZHTR	The Prevent array out of bounds exception was thrown during validation when the schema model had an all group, and the containing instance element was empty.
5.6.1	1-9CD0B3	The JDBC driver failed to accept data larger than 32KB for Oracle procedures if the data type was CLOB.
5.6.1	1-9DAITH	(Solaris 10 x86 Only) The <code>tibicudata.dat</code> and <code>tibicudata32.dat</code> files were missing in the TIBCO Runtime Agent build.
5.6.1	1-9BDEUG	An SDK exception occurred when starting an application in TIBCO Administrator if the application used a message filter.
5.6.1	1-9BDFGD	An exception in the start method occurred when starting TIBCO Designer using JRE 1.6.0.
5.6.1	1-929961	In XPath Formula Builder, when dragging and dropping from the Data, Functions or Constants tab, in the extreme right corner of the wizard, Expression Evaluates to or a related message appeared. However, the message window was blank.

Closed in Release	Change Request ID	Summary
5.6.1	1-96QPVS	A comma within a string value in the Constraint field of a <code>string</code> type global variable could not be escaped. The comma separated the value into two strings.
5.6.1	1-9P00FU	In a cluster environment, the <code>domainutility</code> or <code>domainutilitycmd</code> command failed to recognize the existing TIBCO Administrator server. You could not delete or update the TIBCO Administer configuration, it gave a wrong warning: There are no domains that support your requested tasks.
5.6.1	1-8UZCPL	One of the XML parsers in TIBCO XML didn't properly handle the <code>tibco-char</code> processing instruction, causing those special characters to disappear after parsing.
5.6.1	1-7BS8DI	If a domain was configured to use a database server, when the database port was later changed using Domain Utility, the software would continue to use the old port, which would result in failed connections to the database.
5.6.0	1-7X0T75	A 64-bit AIX system running <code>tibhawkhma</code> was shown in TIBCO Administrator to be at 100% CPU utilization regardless of its actual CPU utilization.
5.6.0	1-6FJT1L	When using the <code>buildear</code> utility to create an archive file, the operation would fail. An error message would display warning that certain product palettes are missing.
5.6.0	1-8U2K7J	After installing TIBCO Adapter for ActiveDatabase on top of TIBCO Runtime Agent 5.6 on HP-UX (IA-64/Itanium), it's service fails to startup with the following error message: <code>/usr/lib/hpux64/dld.so: Unable to find library 'libxerces-c2_164.so</code>
5.6.0	1-8TTOAG	The <code>domainutilitycmd</code> command did not support obfuscated and encrypted data in the password field for the EMS parameters when adding the machine to an EMS based domain.
5.6.0	1-8OPD0Q	The number of lines to return specified in the Trace tab in the Administrator GUI was returning an error when the log file had more lines than the specified number.

Closed in Release	Change Request ID	Summary
5.6.0	1-8LXPV3	The <code>obfuscate</code> utility did not encrypt all the values in the property file. It was just taking the last value to be encrypted and changing all the values with this value.
5.6.0	1-8EYHBE	When undeploying the application, if the hawkagent was down on the remote machine, the TIBCO Administrator still undeployed the component. The component showed as undeployed from the TIBCO Administrator GUI while the project folders still existed on the remote machine and associated process was still running.
5.6.0	1-8EL2EG	If you uploaded a new EAR file on top of an existing application, you were not able to see the global variables if they were previously not deployment level settable. In the new EAR file, they were changed to deployment level settable.
5.6.0	1-8CG9BM	When updating a project and recreating the EAR file, the list of process definitions was not updated accordingly. If you removed some process definitions, the old process definitions were still visible in Application Management > Ap Name > Service Instances > BW Process > Process Definitions.
5.6.0	1-85UUN4	The <code>domainutilitycmd</code> command expected <code>&lt;RvDaemon&gt;8022&lt;/RvDaemon&gt;</code> to be in a particular format like <code>&lt;RvDaemon&gt;tcp:8022&lt;/RvDaemon&gt;</code> when trying to add the machine, it failed with the following exception: <pre>Error -- java.lang.StringIndexOutOfBoundsException: String index out of range: -1 at java.lang.String.substring(String.java:1762) at java.lang.String.substring(String.java:1735)</pre>
5.6.0	1-85CBEI	If we undeployed and redeployed the application after uploading the new EAR file, these files reappeared.
5.6.0	1-8Y0BJV	When using the AppManage utility to export applications, the UTF-8 encoding was changed to the ISO8859-1 encoding in the configuration XML file.
5.6.0	1-8FR41U	In an EMS domain, the message encoding of a deployed application was always ISO8859-1 instead of the application's encoding.

Closed in Release	Change Request ID	Summary
5.6.0	1-8FPK21	It took much more time to do <code>RepoImport</code> or <code>RepoExport</code> in TIBCO Runtime Agent 5.5 than to do <code>RepositoryImport</code> or <code>RepositoryExport</code> in Repository 4.1.2 even when using the same version of JRE 1.5.0.
5.6.0	1-8EV374	The dependant JRE home for TIBCO Runtime Agent 5.4 was not found.
5.6.0	1-87FXOO	When a global variable was created under a folder in TIBCO Designer and was set both at the deployment and service levels, the global variable could not be changed in the TIBCO Administrator GUI or by using the AppManage utility at the instance level.
5.6.0	1-86WHX6	ParseXML threw a Null Pointer Exception when the validator could not resolve the type of an element that substituted a wildcard.
5.6.0	1-85UP4I	TIBCO BusinessWorks did not support <code>xml:id</code> .
5.6.0	1-8M2LG7	Domain corrupted in database based domains where the references in the <code>ADLIST</code> table would be deleted and the application management would lost the applications and folders.
5.6.0	1-91RIQN	If enabling SSL for a domain and selecting TIBCO EMS for the domain communication using the default values, a machine would not be added to the domain.
5.6.0	1-93LXBT	If the <code>vpd.properties</code> file was corrupt or empty, TIBCO Hawk would ignore all the TIBCO software installed on the machine.
5.6.0	1-8Z1342	A servlet engine would not be added to a domain using the <code>domainutilitycmd</code> utility after installing TIBCO Runtime Agent 5.5.4.
5.6.0	1-8YKD54	After changing the global variables for an EAR file and reloading it in TIBCO Administrator, TIBCO Administrator GUI threw a <code>java.util.ConcurrentModificationException</code> exception when viewing the new global variables.
5.6.0	1-8WS6H5	After registering TIBCO BusinessWorks Collaborator components to a domain on Windows platforms, the State of the <code>TIBCOservers-Workflow_Server_Server_Name</code> service in the Instances list in TIBCO Administrator GUI was stopped.

Closed in Release	Change Request ID	Summary
5.6.0	1-8X3IYK	(AIX Only) TIBCO Designer would not start up and the error message "Exception in thread 'main' " displayed after installing TIBCO Runtime Agent 5.5.4.
5.6.0	1-8Y3G4V	After installing TIBCO Runtime Agent 5.3.3 or 5.4.3, TIBCO Adapter for Files applications would not start up and the error message "exec(): 0509-036 Cannot load program ./adfilesagent" displayed.
5.6.0	1-89JQDQ	All the .tra files contained the incorrect <code>TIBCO_HOME/jre/version/lib/i386/client/libjvm.so</code> directory and Domain Utility would not start up.
5.6.0	1-81RETH	In the <code>TIBCO_HOME\tra\version\template\domainutility\cmdline\CreateDomain.xml</code> file, TIBCO Rendezvous and TIBCO Enterprise Message Service were not in separate comment blocks.
5.6.0	1-84MAHZ	TIBCO Installation Manager didn't start up on HP-UX 11i (v2, v3) (IA-64/Itanium) platforms.
5.6.0	1-84MQ6G	After using the <code>AppManage -export</code> option to export an EAR file and configure for an application, all the <code>tibco_***</code> files were deleted from the temporary directory used by the <code>AppManage -export</code> option and the application would not be deployed.
5.6.0	1-8WOOOC	After enabling HTTPS for a domain the second time, the TIBCO Administrator server would not start up.
5.6.0	1-8OSSS7	If enabling SSL for a domain and using TIBCO Enterprise Message Service for the domain communication, machines would not be added to the domain using the <code>domainutilitycmd</code> utility.
5.6.0	1-8K2S88	Domain Utility didn't support Time of Day for LDAP Group membership.
5.6.0	1-8KDXZU	After installing TIBCO Rendezvous 8.0, it would not be used with TIBCO Runtime Agent and other TIBCO products.
5.6.0	1-8B1J39	Domain Utility didn't support Database URL when adding a machine to a domain with a database backend.

Closed in Release	Change Request ID	Summary
5.6.0	1-8IRNB9	The error message was not correct if the Database URL was blank in the Database configuration dialog while creating a domain with a database backend.
5.6.0	1-8IRNCO	The configuration records in the Domain Utility Confirm dialogs were not updated accordingly to reflect any changes.
5.6.0	1-8A2ORJ	Users marked 'Inactive' in LDAP would continue to get authenticated successfully through Portal where the TIBCO domain was integrated with LDAP.
5.6.0	1-848CZT	Typical installation of TIBCO Runtime Agent 5.5.0 did not work on the following platforms: HP-UX 11.23 on PA-RISC HP-UX 11.31 on Itanium
5.6.0	1-8T2VLL	(HP-UX Only) TIBCO Runtime Agent used the system JAVA_HOME instead of picking it up from the related .tra file.
5.6.0	1-8ZM0CH	The new extended vm options which have spaces in the value like <code>-XX:OnOutOfMemoryError="kill -9 %p"</code> , <code>-XX:OnError="cat or kill with followed args</code> were not picked by TIBCO Runtime Agent.
5.6.0	1-8XK12H	TIBCO BusinessWorks services would not start up from TIBCO Administrator GUI.
5.6.0	1-8AS69P	After enabling HTTPS for a domain, the <code>Appmanager</code> utility could not be used to deploy the applications in the domain.
5.6.0	1-787I68	TIBCO BusinessWorks engines did not use the java initial heap size defined in the TIBCO Administrator GUI because it wrote <code>java.heap.size.min</code> rather than <code>java.heap.size.initial</code> into the engine's .tra file.
5.6.0	1-75WRA2	When registering a servlet engine, if an incorrect username and password were provided, the incorrect validation error message <code>Please provide the administrator password</code> appeared.
5.6.0	1-7YR13H	When editing a TIBCO Enterprise Message Service server SSL configuration and encountering an error, the exception was not written to the Domain Utility log file.

Closed in Release	Change Request ID	Summary
5.6.0	1-7RN9AF	Port numbers used in an administration domain were not auto incremented when creating a domain using <code>domainutilitycmd</code> .
5.6.0	1-7GFBPU	The <code>domainutilitycmd</code> script would not be used to change an administration domain transport from TIBCO Rendezvous to TIBCO Enterprise Message Service, or the reverse.
5.6.0	1-7GF8H9	When an SSL connection failed while specifying the identity file and password for the client's identity, the exception was written to the <code>administrator.log</code> for the administration domain, not <code>domainutility.log</code> .
5.6.0	1-7FHUXT	When using the <code>domainutilitycmd</code> script to add, update or remove an Enterprise Message Service server from an administration domain, invalid values for server related options were ignored. The <code>task successfully completed</code> message appeared even if incorrect values had been provided.
5.6.0	1-7DTHWX	When using the <code>ImportDomainSecurity</code> utility to import ACLs into an administration domain, ACLs set on the Authenticated Users role were ignored.
5.6.0	1-7C76U9	When using the <code>ImportDomainSecurity</code> utility, ACLs set on the Guest role were not imported into an administration domain.
5.6.0	1-7BVBRJ	The <code>.tra</code> files in the <code>TIBCO_HOME/tra/version/bin</code> didn't point to the correct Tomcat version.
5.6.0	1-7GJQKD	You didn't need to provide the administrator user credentials when changing the database for a domain using Domain Utility.
5.6.0	1-7Y48OO	A spurious unicode character displayed in the Confirm dialog after generating and installing a self-signed certificate.
5.6.0	1-6OEHC3	If the LDAP Search attribute for Group Name was specified as <b>sAMAccountName</b> and the Group was renamed in Microsoft Active Directory without updating its pre-Windows 2000 name, TIBCO Administrator failed to detect the renamed Group.
5.6.0	1-7CCGP5S	TIBCO BusinessWorks threw a validation error when <code>xsi:type</code> appeared on the node defined as <code>xsd:any</code> .

Closed in Release	Change Request ID	Summary
5.6.0	1-8CQWBC	Fixed edge case in parsing schemas with circular references in multilevel extended complex types.
5.6.0	1-8HEX1D	XSLT engine failed when there was no following sibling after <code>xsl:variable</code> in the context.
5.6.0	1-8U5KPP	TIBCO BusinessWorks didn't resolve <code>xsi:type</code> for the wildcard node itself, but resolved the descendent nodes.
5.6.0	1-8UC2GX	After replacing <code>designer.exe</code> with the JRE 1.6 wrap, TIBCO Designer threw an exception when saving a new project.
5.6.0	1-79U8T5	Not all fields were shown when type hierarchy was recursive with multiple levels of extension.
5.6.0	1-85GDA2	There was mapper validation error on AIX platforms.
5.6.0	1-88HNMX	When specifying XML type substitution in the SOAP response message, the SOAP Service failed and the error message "Caused by: <code>com.tibco.util.RuntimeWrapException: Internal Error:</code> " displayed.
5.6.0	1-86NGUV	The <code>outOfValidityOK</code> flag was ignored in the <code>CertChainVerifier</code> chain which was a single element self-signed chain.
5.6.0	1-8EN5NN	After installing TIBCO Runtime Agent, the <code>startagent</code> file was in the <code>TIBCO_HOME/hawk/bin</code> directory on UNIX platforms.
5.6.0	1-3JKL3P	When using the <code>ExportDomainSecurity</code> utility, LDAP cyclic groups result in an incorrect export and, after importing, LDAP Sync failed.
5.6.0	1-82KRRM	<code>tibhawkhma64.exe</code> was not used with TIBCO Runtime Agent 64-bit installer on Linux platforms.
5.6.0	1-6NBNMB	When using <code>ImportDomainSecurity</code> to import roles on which users have permissions set, the import fails if roles of the same names already existed in the target administration domain.



Closed in Release	Change Request ID	Summary
5.6.0	1-7DYODU	An exception similar to the following occurred after exporting ACLs from an administration domain to which ACLs were imported. Exception in thread "main" java.lang.NoClassDefFoundError: com/tibco/administrator/FolderConsole at java.lang.ClassLoader.defineClass1(Native Method) at java.lang.ClassLoader.defineClass(ClassLoader.java:620) ... at com.tibco.pof.util.ExportDomainSecurity.main(ExportDomainSecurity.java:249)
5.6.0	1-7ZP4Y1	After installing TIBCO Runtime Agent on Linux glibc 2.2 (TIB_tra-suite_5.5.0_linux24g122_x86.tar), the TIBHawkhma process did not start and core dumps. As a result, machine statistics such as CPU and Memory Usage did not display inside the TIBCO Administrator GUI.
5.6.0	1-7P53ZC	The Edit Service Instance Advanced tab panel displayed empty when there were no service level global variables defined in the EAR file.
5.6.0	1-5155DD	Provide a facility to create a design time library (LibraryBuilder) from the command line, similar to creating ear files with the buildear command.
5.5.4	1-7Z2YUE	The XSLT engine failed when there was no sibling after the <code>xsl:variable</code> in the context. An error similar to the following would display in the TIBCO BusinessWorks Transform XML activity:  "java.lang.IllegalArgumentException: returnExpr".
5.5.4	1-6NYY58	When TIBCO PortalBuilder™ instantiated a large number of threads, and each thread invoked <code>ExpandedName.makeName()</code> , all threads remained waiting on <code>ExpandedName.makeName()</code> due to thread contentions.
5.5.4	1-8CZGKP	The Entrust 7.2 security provider has been updated with Patch 134641, which is validated as FIPS 140-2 compliant.
5.5.4	1-7ZRM41	TIBCO PortalBuilder displayed notification messages that were not localized.

Closed in Release	Change Request ID	Summary
5.5.4	1-86D040	The web servers hosting TIBCO PortalBuilder would stop responding due to a heavy load. High CPU and memory usage would occur on each web server. This has been fixed by removing ReaderWriterLocks around authorization checks.
5.5.4	1-88XF09	Removed the synchronization on the LDAP Group object while checking membership of a user in a certain (static or dynamic) group. This will increase the performance by removing the contention caused by the LDAP Group object. Since multiple requests for group membership are for different users, this will not add any more LDAP requests.
5.5.4	1-88CTA9	When authenticating a self-signed certificate (root or leaf) from a server, the software failed to verify the certificate's common name against the server's hostname.
5.5.4	1-895KTU	After TIBCO BusinessWorks was migrated from release 5.1.3 to release 5.2 or above, the Xpath function <code>parse-Datetime</code> added time zone information at the end of the datetime string. This caused release 5.4 or above to break backward compatibility with release 5.1.3. The system property <code>com.tibco.xml.xpath.parse-dateTime.has.timezone</code> has been added. The default value is <code>true</code> . Setting the value to <code>false</code> gives behavior consistent with BW 5.1.x.
5.5.4	1-8B1BXR	The <code>TLS_DHE_RSA_WITH_AES_128_CBC_SHA</code> cipher suite could not be used with a non-default J2SE security provider.
5.5.4	1-8C0BOE	When an application was redeployed in TIBCO Administrator, the application's global variables were reset to the values in the EAR file that was loaded for redeployment.
5.5.4	1-8HYVND	This fixed a security vulnerability. For detailed information, please contact TIBCO support.
5.5.4	1-8IKEOW	The authentication plug-in wrapper that provides pre and post authentication capability forced authentication requests to be serialized. This could cause performance degradation in situations where pre or post authentication is a lengthy process. This has been fixed such that all the user authentication requests (login, verify or logout) are now executed in parallel.

Closed in Release	Change Request ID	Summary
5.5.4	1-8O6UV5	<p>The <code>TimeOfDayForExpiry</code> parameter is now available to control when the schedule is reset. Instead of the schedule reset always occurring at midnight GMT, the reset can occur at the time given for the <code>TimeOfDayForExpiry</code> parameter.</p> <p>See Time of Day for Expiry Parameter in <i>TIBCO Runtime Agent Domain Utility User's Guide</i>.</p>
5.5.4	1-8U6370	The JDBC driver in TIBCO Runtime Agent 5.5.2 did not work with SQL Server 64 bit version when using XA JDBC transactions.
5.5.4	1-8QWLGR	When <code>getClob()</code> was called on a CLOB output parameter with z/OS, the driver generated an <code>Unsupported data conversion</code> exception.
5.5.4	1-80LQGP	When <code>getClob()</code> was executed with Clob output parameters, the driver generated an <code>Unsupported data conversion</code> exception.
5.5.4	1-5MLNKR	<p>Specifying the <code>JmsProviderURL</code> with a pipe symbol resulted in an exception with an invalid port error. JMS C APIs support the load balancing server URI specification only through <code>ConnectionFactories</code>, which TIBCO Adapter SDK code was not using.</p> <p>The adapter JMS session configuration should simply provide the connection factory name. The load balance url is taken care of by the JMS server, which refers to <code>factories.conf</code> for the definition. The <code>JmsProviderURL</code> on the adapter JMS session serves only to provide the initial connection url.</p>
5.5.4	1-8GIR2E	When upgrading from TIBCO Runtime Agent 5.3, the COM, File and ActiveDatabase adapters would throw the AESDK-0151 JMS error if the JMS server was running on a non-default port.
5.5.4	1-73A7CS	<p>In C++ SDK for JMS transport, a connection factory lookup was always done and this broke backward compatibility. There was no way to enable or disable the connection factory lookup. A new property has been added:</p> <pre>tibco.connectionfactorylookup = "on" "off"</pre> <p>By default, the property is set to off for backward compatibility.</p>
5.5.4	1-8H1WG0	In Java SDK, when using the RPC Server service, the JMS session did not close properly.
5.5.4	1-7Z9VRZ	Deployment over a WAN was very slow and would time out.

Closed in Release	Change Request ID	Summary
5.5.4	1-7Y9SKJ	On HP-UX (HPPA) 64-bit machines, if the standalone TIBCO Hawk 4.7.0 product was installed with TIBCO Runtime Agent 5.4.2 and TIBCO Administrator 5.3.0, then TIBCO BusinessWorks engines could not be stopped using the TIBCO Administrator GUI. Also, machine CPU usage and partitions could not be viewed in the TIBCO Administrator GUI.
5.5.4	1-83L787	The wrap executable has been recompiled on the HP-UX PA-RISC platform so that the operating system can allocate more memory to running processes.
5.5.4	1-1AT61T	On Windows 2003 Server, the value assigned to the TIB_ICU_DATA environment variable in the adapter's .tra file was not picked up at runtime.
5.5.4	1-6T6HUN	On Windows XP, an error would result when publishing Japanese language data using SHIFT-JIS as the encoding value.
5.5.4	1-6VWI7T	An SQL statement could not be executed using SQL DIRECT in TIBCO BusinessWorks.
5.5.4	1-6SJXK9	For multi threaded adapters, high CPU use would result when a JMS connection was lost even there was no incoming requests.
5.5.4	1-6TMU9D	The space of a reply parameter (of MBinary type) was freed during a syncInvoke call, so when the reply parameter was accessed a free memory error occurred.
5.5.4	1-1Z2N4O	When using an HTTP RepoURL, the C++ Adapter SDK was taking a long time to fetch instance configuration data from the TIBCO Administrator repository server.
5.5.4	1-6RB2TB	The C++ Adapter SDK Base64 encoding of a binary message introduced an extra character ('\n') in the message. As a result, message decoding would fail on the Java subscriber side with a 'String index out of range' exception.

Closed in Release	Change Request ID	Summary
5.5.4	1-6SAA5H	<p>If a user was given read, write and admin privileges to a folder under Application Management and attempted to configure an application under that folder, the user could not:</p> <ul style="list-style-type: none"> <li>• see the Service Instances console for the deployed application.</li> <li>• add a machine to an archive.</li> <li>• add monitoring events to an archive.</li> </ul>
5.5.4	1-30TRLT	Schema with <code>processContents = lax</code> did not catch the errors.
5.5.4	1-4DJ3YD	If you saved and closed a project for an adapter configuration such as TIBCO Adapter for MQSeries that contained a service, reopened the project and changed the transport, then saved and closed the project, the project would be corrupted when attempting to reopen it.
5.5.4	1-4MVOVE	When exporting a project to a dat file using TIBCO Designer 5.2, some scalar elements were missing in the exported .dat file. As a result, an adapter such as TIBCO Adapter for COM would not start.
5.5.4	1-5K6RWL	When using the XML Canon DAV Plug-in for TIBCO Designer 5.2, when no change was made after checking out resources and then synchronizing, the resources appeared as locked (non-editable). When a change was made after checking out a resource and then synchronizing, only the changed resource was editable and other resources were locked (non-editable).
5.5.4	1-5PB33C	When using the XML Canon DAV Plug-in for TIBCO Designer 5.2 and adding files or folders or importing a folder that contained files, when deleting a file from TIBCO Designer and saving, a null pointer exception occurred.
5.5.4	1-5MX5YZ	When using the XML Canon DAV Plug-in for TIBCO Designer 5.2 and opening a project from XML Canon and adding a library builder or deployment descriptor, then building an EAR file, when saving an error would result indicating that "somehow an unknown resource has already been added".
5.5.4	1-5PI9NW	When using the XML Canon DAV Plug-in for TIBCO Designer 5.2, a project could be opened by a user who did not have permissions for the project.

Closed in Release	Change Request ID	Summary
5.5.4	1-6D3Q6H	When an Adapter SDK JMS queue subscriber was suspended and activated again, messages pending in the JMS queue were not delivered.
5.5.4	1-6KLGK0	When an adapter used an Adapter SDK AE operation that used the TIBCO Enterprise Message Service, no reply message was received and a time-out did not occur.
5.5.4	1-6ILYCB	Errors would result when adding multiple Java classes that inherited from the same class.
5.5.4	1-60H3ZX	For adapters, an <code>_SDK.ERROR.RPC.BADMSGFORMAT</code> advisory error would result for a JMS request that contained empty value elements for a UTF-8 repository.
5.5.4	1-4ZX52C	When using Domain Utility to set or change TIBCO Rendezvous parameters used by TIBCO Hawk, an alias could not be used for the service parameter.
5.5.4	1-60ZWVL	When using the JMS transport and a UTF-8 repository, a deserialization error would occur if certain fields were empty.
5.5.4	1-4RIZP3	The validator would report an error if nested sequences were in a content model, even though the XML was valid.
5.5.4	1-5JB3YK	When a C++ Adapter set the HTTP based repoURL and tried to communicate with READ-ONLY Administrator servers, it was throwing an exception.
5.5.4	1-5GVQ9N	An adapter would crash when receiving messages from a JMS Queue where the integer type JMS property <code>JMSXDeliveryCount</code> was set.
5.5.4	1-5I6PB1	When a repoURL encrypted password contained more than 66 characters (prefixed by #!), an adapter would throw the error: ".\crypto\evp\evp_enc.c(261): OpenSSL internal error, assertion failed: inl > 0".
5.5.4	1-5UI0J9	Temporary consumers were not correctly deleted in case of timeout. This caused CPU utilization to go up even during idling.
5.5.4	1-404M4H	A <code>ClassCastException</code> was thrown when you tried to export a full project to an administrator server, with a name that already existed.

Closed in Release	Change Request ID	Summary
5.5.4	1-7UZLT8	In the C++ SDK, memory was utilized very rapidly when <code>MOperationRequest::asyncInvoke()</code> was used for RPC invocation in asynchronous mode.
5.5.4	1-8HEES0	In the C++ SDK, the data type of the <code>uptime</code> returned field of the TIBCO Hawk method <code>getStatus</code> was string.  You can now use the <code>tibco.hawkUptimeDataType</code> property or the <code>-system:hawkUptimeDataType</code> command line parameter to specify the data type. If the value of the property or command line is <code>integer</code> , the data type of the field is integer. Otherwise, the data type of the field is string.
5.5.4	1-7WT0AH	The <code>getProperty()</code> method of <code>MTree</code> failed to get the JMS properties of the JMS session.
5.5.4	1-81OE3Q	For a custom adapter when the following occurred and the user name was created with a password, a custom adapter could not connect to the EMS server even if the correct password was provided in the repository configuration in TIBCO Designer. <ul style="list-style-type: none"> <li>• JMS transport was configured</li> <li>• Authentication parameter in <code>tibemsd.conf</code> was enabled</li> <li>• JNDI lookups in the repository configuration was checked</li> </ul> This happened because the password was not being sent to the underlying EMS APIs correctly when creating a JMS connection.
5.5.4	1-6MCI1V	After changing a deployed project's global variables from not marked as deployable to marked as deployable and redeploying the project, the global variables were not deployable (even though they were changed as deployable).
5.5.3	1-88FNUG	If TIBCO BusinessConnect was configured to use an AES encryption algorithm with strong ciphers in TIBCO BusinessConnect (AES-192 and AES-256), it would fall back to using 128-bit keys (AES-128) when encrypting messages.
5.5.2	1-6ZOKD	<code>AppManage</code> returned the erroneous exit code <code>FAILURE_NOT_AUTHORIZED</code> when starting or stopping an application that did not exist.  <code>AppManage</code> now returns <code>FAILURE_APPLICATION_NOT_EXIST</code> .

Closed in Release	Change Request ID	Summary
5.5.2	1-6VU1DC	In a user's password contains the '&' character, the software returned an <code>OperationFailedException</code> error when deploying and undeploying an application.
5.5.2	1-6X1INZ	When you executed the following command: <code>AppManage -batchExport -domain domain...-dir dir</code> and the <code>-dir</code> option was followed by a relative path (a path that included <code>./</code> or <code>../</code> ), <code>AppManage</code> generated only the deployment configuration files and the <code>AppManage.bat</code> file but failed to generate the application archives.
5.5.2	1-70A5QI	In the EMS client in <code>tibcojms.jar</code> , a consumer could not acknowledge a message after the consumer was closed, contrary to the JMS specification.
5.5.2	1-712I6C	When <code>AppManage</code> was exporting deployment configuration for an EAR, and the input <code>config.xml</code> file contained the <code>&lt;daemon&gt;</code> element with a specified port within the <code>&lt;repoInstances&gt;</code> element, the output file failed to include this information and set the <code>&lt;daemon&gt;</code> element to the default value ( <code>tcp:7500</code> ) instead.
5.5.2	1-73J7HY	When <code>AppManage</code> started or stopped an application that was in the undeployed state, the console output reported success of the operation whereas the operation actually failed.  <code>AppManage</code> now exits with a <code>FAILURE_APPLICATION_NOT_DEPLOYED</code> error.
5.5.2	1-75XH30	TIBCO BusinessWorks could not handle "multi-level schema redefine". At runtime, it was unable to validate an XML document if it contained an element of a redefined type that redefined yet another redefined type.
5.5.2	1-78Q547	<code>domainutilitycmd</code> reported that <code>addServletEngine</code> is not a valid task.
5.5.2	1-7A5TQ0	If the name of an Identity resource in a TIBCO Designer project contained a period ('.'), then the DAT file generated by deployment would not contain that Identity resource.
5.5.2	1-7AYKN7	XML Turbo sometimes generated non-unique TIBCO Namespaces (namespaces whose names matched previously defined namespaces in the project).



Closed in Release	Change Request ID	Summary
5.5.2	1-7BXHDF	The <code>number()</code> function in the TIBCOxml JDK accepted double or floating point suffixes ('D', 'd', 'F' and 'f'), which was not adherent to the XPath specifications. For example, <code>number(2D)</code> returned 2 instead of NaN.
5.5.2	1-7C0ZW5	Performing two separate ACL import operations on the same domain within a short time frame sometimes caused the latter operation to fail with the following error:  "User <i>user_name</i> failed to lock object with name <i>object_name</i> . Object was locked by <i>user_name</i> ."
5.5.2	1-7C772C	When an ACL was imported into a domain and the ACL refers to resources that did not exist, AppManage did not provide any warning message to the user.  AppManage now gives a warning message that indicates a specific resource in the imported ACL list does not exist.
5.5.2	1-7FQ82G	Hawk Agent did not properly handle the <code>-ssl_no_verify_host</code> flag in <code>hawkagent.cfg</code> . After an administration domain was created with TIBCO Enterprise Message Service as the message transport and with SSL enabled, if the <code>-ssl_no_verify_host</code> field was set to true, then Hawk Agent would not start.
5.5.2	1-7P5WVB	Opening an imported XSD schema in TIBCO Designer caused a stack overflow, and consequently the relationship map did not show up.
5.5.2	1-7RO3HQ	<code>DomainSecurity.xsd</code> did not include all the available attributes for the <code>&lt;AccessControlList&gt;</code> element.
5.5.2	1-7T5ZFF	When using the EMS client in <code>tibcojms.jar</code> in <code>EXPLICIT_CLIENT_ACKNOWLEDGE</code> mode, <code>message.acknowledge()</code> sometimes did not acknowledge the message or acknowledged an incorrect message.
5.5.2	1-7T8HC5	In a domain that was not set up to use local application data, every time a new version of an EAR file was uploaded, its transport setting was reset to Rendezvous, even if it had been previously configured with local transport.  The software now preserves the existing transport settings when uploading EAR files.

Closed in Release	Change Request ID	Summary
5.5.2	1-7VEC7P	<p>When performing batch export on archives in a specified directory, AppManage would not place the exported configuration files into the specified directory if the directory name was "ears". Instead, AppManage would place the exported configuration files in a folder called "&lt;parent_directory&gt;.xml_files".</p> <p>For example, if you executed the following command:</p> <pre><b>AppManage -batchExport -dir "c:\tibco\dev\ears"</b></pre> <p>you would find the exported configuration files in the "c:\tibco\dev.xml_files" directory.</p> <p>AppManage now places exported configuration files into the "ears" directory as expected.</p>
5.5.2	1-7VUKHB	<p>If an LDAP user's common name (CN) contained a comma, groups associated with that user would not show up in the user's Role Membership pane in Administrator.</p>
5.5.2	1-7X15QA	<p><code>tibrvjms.jar</code> contained an instance of the <code>TibrvListener</code> class which overrode the same class in <code>tibrvnative.jar</code>.</p> <p><code>TibrvListener</code> has been removed from <code>tibrvjms.jar</code>.</p>
5.5.2	1-7X1IKP	<p>If an XSD contained a relative path for its schema location (either "./" or "../", the software would fail to resolve the schema reference when building the EAR file and throw a <code>StringIndexOutOfBoundsException</code>.</p>
5.5.2	1-7XMKA1	<p>If two UNIX users each set up a separate domain on the same machine, and both domains used local application data, one of the users would experience deployment failure when they are deploying the same application on the separate domains.</p>
5.5.2	1-7Y6R2P	<p>The software's Hawk Agent did not spawn <code>tibhawkhma</code> in on Linux with <code>glibc 2.2.x</code>.</p>
5.5.2	1-7ZOVEU	<p>When 64-bit Hawk microagent was used, TIBCO Administrator did not show CPU and virtual memory usage in the General tab of the machine view, and the Processes tab did not show the running processes either.</p>

Closed in Release	Change Request ID	Summary
5.5.2	1-7ZVEEF	On the Solaris OS, the TIBCO BusinessWorks activities “Adapter Subscriber” and “Invoke an Adapter Request-Response Service” were not able to de-serialize messages from the 64-bit UNICODE version of TIBCO Adapter for SAP R/3 when the message was in the XML wire-format (ae-xml).
5.5.2	1-80835K	When the <code>domainutilitycmd</code> executable was used to create a new domain, it failed and threw a <code>com.tibco.objectrepo.NotAllowedException</code> .
5.5.2	1-80FDPQ	If an LDAP server was setup to use dynamic group membership and anonymous query access was disabled, you would observe the following two behaviors: <ul style="list-style-type: none"> <li>The LDAP users were not showing up in the User Management pane in TIBCO Administrator.</li> <li>There was a marked increase in the number of TCP connections, which were left in the <code>TIME_WAIT</code> state.</li> </ul>
5.5.2	1-811MHA	Idle systems that were running Linux AS4 were shown in TIBCO Administrator with CPU usage at 100%.
5.5.2	1-815K46	After the software was upgraded to release 5.5, the <code>tibco.class.path.extended</code> property in the <code>.TRA</code> files for existing domains did not include the path <code>/tibco/tibrv/lib/tibrvj.jar</code> as it should. The affected files are: <pre>hawkagent_domain_name.tra tibcoadmin_domain_name.tra</pre>
5.5.2	1-81E5HY	When a large number of users were concurrently using TIBCO PortalBuilder, the TIBCO Administrator became unresponsive due to deadlocks between concurrent threads.
5.5.2	1-81EIWL	When a large number of users were concurrently using TIBCO Administrator, threads that were waiting on the LDAP connection pool were not getting notified of available connections (they remained in <code>WAIT</code> state while very few connections were actually being used).
5.5.2	1-82FHNL	When a UTF-8-encoded ACL was imported into a domain, multi-byte characters (for example, Chinese and Thai) were not imported properly.

Closed in Release	Change Request ID	Summary
5.5.2	1-830I14	If an application's deployment configuration file contained an empty <description> or <contact> tag, you would see conflicting information on the application's status in TIBCO Administrator after deploying it with AppManage. The Application > <i>Application</i> > Configuration page would show the application as "synchronized" and "success", but clicking on the application's .PAR file would show the application as "deployable" in the Service Configuration pane.
5.5.2	1-838478 (tra)	When an upgrade is made to a deployed application using a new archive file, schema changes were not updated in the deployed application.
5.5.2	1-83QSDX	<p>Connections to SSL servers failed because SSL ciphers not included in the software's policy file were being delivered to the servers. The software came with a limited-strength policy file, but it actually sent to the servers the complete list of ciphers covered by the unlimited-strength policy file.</p> <p><b>NOTE:</b> Customers who wish to use 256 AES ciphers must download an unlimited-strength policy file from their JVM vendor's Web site and use it instead of the limited-strength policy file packaged with the software.</p>
5.5.2	1-843S15	TIBCO BusinessWorks did not allow wildcard are any Type elements to be nilled in an XML document while the XML schema specification allowed it.
5.5.2	1-84P688	<p>In release 5.5.1, The DAT file created for the adapter tester had different values than in previous releases for the following global variables: %%deployment%% and %%domain%%, which were not in sync with their expected values. In 5.5.1, their values were the name of the DAT file, whereas in previous releases, their values were the name of the project in TIBCO Designer.</p> <p>The adapter tester's DAT file now uses the name of the TIBCO Designer project for %%deployment%% and %%domain%%.</p>
5.5.2	1-86NGWV	Schemas with <redefine> constructs could not be displayed correctly or edited in XSDEditor.
5.5.2	1-86AORZ	Application deployment over a WAN was extraordinarily slow and eventually terminated due to timeout.

Closed in Release	Change Request ID	Summary
5.5.1	1-7TMJ27	<p>Some C++ Adapters did not start-up on the Linux platform when run on TIBCO Runtime Agent 5.5.0. The Adapters would throw an exception error message similar to the following:</p> <pre>-Code = AESDKC-0128, Category = Unicode, Severity = errorRole, Description = Unicode conversion failure : Failed to convert type "LATIN_1" to Unicode - have you defined the env var TIB_ICU_DATA to point to the directory that contains tibicudata32.dat?, File = S/MUConverter.cpp, line = 166</pre>
5.5.1	1-1YAPA2	When using TIBCO Domain Utility to enable HTTPS with a self signed certificate and using double byte characters for entries, the characters were not handled correctly.
5.5.1	1-6XXL5V	When an application was stopped in TIBCO Administrator, the error count status would return as 1, rather than 0. Because of this, TIBCO Hawk Agent would attempt to restart the application, rather than do nothing (because the application was stopped in TIBCO Administrator). This has been fixed such that when an application is stopped in TIBCO Administrator, the error count status is correctly set to 0.
5.5.1	1-79CBVH	During deployment, the generated TIBCO.xml file was not saved as UTF-8. As a result, Japanese characters in the file were garbled.
5.5.1	1-7A61YQ	When using TIBCO Administrator to deploy and undeploy an application (such as a TIBCO FormBuilder application), the thread count would increase as the application was deployed and undeployed. As a result, more memory was required to keep the threads alive.
5.5.1	1-7AE70X	When using TIBCO Domain Utility to update a servlet engine, the update procedure did not create the TPCLlib5.x.jar file. As a result the servlet engine would not start.
5.5.1	1-7B3MG0	Using TIBCO PortalBuilder, a fully qualified domain name was required when logging into a portal. This was because the Domain field for Cookie Authentication Portal would not accept null as a value. This has been fixed such that the null value is supported in the Domain field.

Closed in Release	Change Request ID	Summary
5.5.1	1-7FZOI4	When using the <code>domainutilitycmd</code> command line tool to add custom software to an administration domain, not all constraints specified in the input XML file were checked.
5.5.1	1-7U8PHB	When using the <code>domainutilitycmd</code> command line tool to add a custom Java adapter into an administration domain, the generated <code>.tra</code> file was based on the <code>adaptercplustra.template</code> file instead of the <code>adaptertra.template</code> file. As a result some Java properties were missing in the generated <code>.tra</code> file.
5.5.1	1-7P6VJP	On Linux, an exception similar to the following appeared in the <code>tsm.log</code> file and the machine uptime was not reported in the TIBCO Administrator GUI.  <pre>Puma: Exception "MachineStatusHandler getMachineStartTime() failed. java.util.MissingResourceException: Can't find resource for bundle com.tibco.tra.tsm.TsmResources, key Up Time" on LINUX</pre>
5.5.1	1-7SGRJD	If a password type Global Variable contained special character such as "&" in a project, it was not stored correctly in the <code>.dat</code> file, and on retrieval "&" became "&";". The set of special characters were anything with ASCII value less than 20.  <pre>&amp; &lt; &gt; ' "</pre>
5.5.1	1-7T07AX	Running TIBCO Domain Utility 5.5 to create the TIBCO BusinessWorks Collaborator Deployment Platform would fail.
5.5.1	1-7TKWMC	While installing TIBCO BusinessWorks FormBuilder 5.2.0 in the directory pointed by the symbolic link, the <code>CreatePlatformArchive</code> tool would fail.
5.5.1	1-7U8OEB	The error message displayed when the TIBCO Enterprise Message Service server was configured unsuccessfully with SSL did not provide information about the underlying cause.
5.5.1	1-7EY52C	The TIBCO BusinessWorks Parse XML activity didn't release memory after the job completed.

Closed in Release	Change Request ID	Summary
5.5.1	1-7V50ET	On a Japanese machine with MUI JA 2.0 installed, after setting the user language to English and starting TIBCO Domain Utility, the display would be in English (correct). After clicking the Main Menu button to go back to the main menu screen, Domain Utility would display in Japanese (incorrect).
5.5.1	1-7V96PE	When using the AppManage utility to deploy an application, if a different user than the domain user was specified in the utility, the User Name under the History tab of the application in the TIBCO Administrator GUI would display the domain user instead of the user specified in the AppManage utility.
5.5.1	1-7WM72G	The following exception would be thrown when starting TIBCO Administrator, TIBCO BusinessWorks and TIBCO Hawk Agent.  <pre>java.lang.NoSuchFieldError: _impl at com.tibco.tibrv.TibrvListener.init(TibrvListener.java:72) at com.tibco.tibrv.TibrvListener.&lt;init&gt;(TibrvListener.java:58) at COM.TIBCO.hawk.ami.AmiSession._amiSessionInit(AmiSession.java:961) at COM.TIBCO.hawk.ami.AmiSession.&lt;init&gt;(AmiSession.java:78) at com.tibco.pe.hawk.EngineHawkMicroagent.&lt;init&gt;(EngineHawkMicroagent.java:214) at com.tibco.pe.PEMain.if(PEMain.java:314) at com.tibco.pe.PEMain.a(PEMain.java:157) at com.tibco.pe.PEMain.&lt;init&gt;(PEMain.java:144) at com.tibco.pe.PEMain.main(PEMain.java:82)</pre>
5.5.1	1-7XLCYO	The byte order mark (BOM) was not handled correctly by the SOAP engine. This prevented a TIBCO BusinessWorks client or server from inter operating with other SOAP clients or servers that sent SOAP message with a BOM.
5.5.1	1-7Y6RD9	TIBCO Rendezvous. Fixed an incompatibility between daemons of different versions. The symptom was unexplained data loss in specific situations. Dataloss occurred only with data broadcast (using TRDP) from "older" daemons (releases 7.4.x and earlier), and received by "newer" daemons (releases 7.5.x). The trigger for data loss was a "quiet" reliability interval -- that is, if the interval elapsed without the older sender transmitting any data packets, then the newer receiver would not detect dropped packets until after the sender had discarded the data.

Closed in Release	Change Request ID	Summary
5.5.0	1-1F8FBI	After using the RepoConvert utility to change a single-file project that contains a Message Filter into a multi-file project, the Message Filter would be lost. When opening the resulting multi-file project in TIBCO Designer, the Message Filter would appear as an unknown resource type.
5.5.0	1-638EAI	<p>When using the <code>-encryptedPassword</code> option in TIBCO Enterprise Message Service version 4.2.0 in an administration domain, an error similar to the following was written to <code>Hawk.log</code> and the Enterprise Message Service plugin microagent was not loaded by the TIBCO Hawk Agent. The unencrypted <code>-password</code> worked fine.</p> <pre>2005 Jun 20 08:53:48:240 GMT -5 HawkAgent.mako.grhq.gfs.com Error [Application] HWKAGT-060104 Error loading microagent from com.tibco.tibjms.admin.hawk.HawkController: COM.TIBCO.hawk.talon.MicroAgentException: Unrecognized option: -encryptedPassword</pre>
5.5.0	1-6O66XC	When adding or editing LDAP Search Parameters and Attributes for an administration domain, a popup dialog appears. Vendor details changed in the dialog were not reflected correctly in the Search Parameters field.
5.5.0	1-6ZTA20	<p>A JDBC query would fail when UTF8 encoding was used. An error similar to the following would occur:</p> <pre>BW-JDBC-100014 "JDBC error reported: (SQLState = HY000) - java.sql.SQLException: [tibcosoftwareinc][Oracle JDBC Driver]null" caused by: java.sql.SQLException: [tibcosoftwareinc][Oracle JDBC Driver]null</pre>
5.5.0	1-73Z1EO	When redeploying adapters and processes on Windows 2000 servers, the corresponding system service would stay in Disabled status (with the delete flag set in the registry).
5.5.0	1-750XI8	Running services deployed to certain servlet engines, for example, Tomcat 5.5 and Websphere, would display as Stopped in the TIBCO Administrator GUI.
5.5.0	1-7657Y2	The DataDirect 3.5 driver bundled in TIBCO Runtime Agent did not support Oracle 10g R2 (10.2.x.x). The DataDirect 3.6 driver bundled in Runtime Agent 5.5 supports Oracle 10g R2 (10.2.x.x).



Closed in Release	Change Request ID	Summary
5.5.0	1-77O6X7	When installing TIBCO Runtime Agent 5.4.1 you were prompted to update TIBCO Rendezvous 7.5.1 to version 7.5.2. If you choose NO, the Dependency Check dialog appeared to inform you that version 7.5.2 is required. The dialog has been removed and you no longer have the option not to upgrade. That is, TIBCO Rendezvous is always upgraded to version 7.5.2.
5.5.0	1-788535	The following error would appear when creating a administration domain using the domainutilitycmd script with default or non-default Rendezvous parameters:  <code>com.tibco.objectrepo.NotAllowedException: Illegal null parameter</code>
5.5.0	1-7BPS5Z	A custom adapter could not be registered in an administration domain using the domainutilitycmd script.
5.5.0	1-7C76YH	When using the ExportDomainSecurity and ImportDomainSecurity utilities, the Inherit Parent's Security Settings options (set in the TIBCO Administrator GUI) were ignored for roles.
5.5.0	1-7C7FU1	The commons-collection.jar file was not in the class path of Hawk Agent and a class not found exception resulted.
5.5.0	1-7F2908	User credentials were not checked when modifying Rendezvous parameters with the domainutilitycmd script.
5.5.0	1-7FHUYA	When using the domainutilitycmd script to change domain credentials for the domain administrator, the utility did not check whether the credentials had already been changed in the TIBCO Administrator GUI. If the credentials had not been changed, the domain was left in an inconsistent state.
5.5.0	1-7FZOHD	A secondary administration server could not be started from the TIBCO Administrator GUI when logged into the primary administration server.
5.5.0	1-7H43AD	The status and uptime for a secondary administration server running on AIX was not displayed when viewed from the primary administrator server in the TIBCO Administrator GUI.
5.5.0	1-7DURZQ	The TIBCO BusinessWorks Render XML activity would fail if the encoding was set to UTF-16.

Closed in Release	Change Request ID	Summary
5.5.0	1-6MVDDD	CorpUserSynchronizer would fail when running against an administration domain configured to use Microsoft Active Directory that has a large number of users (for example, 100,000). To run CorpUserSynchronizer you may need to temporarily relax the server side search limit on the LDAP directory server. This is likely required when using Active Directory where the default search limit is 1000. See Searching and Active Directory Server in the <i>TIBCO Administrator User's Guide</i> for details.
5.4.2	1-77LSXZ	Unable to insert certain sized BLOB data into a DB2 table with the 3.5 JDBC driver.
5.4.2	1-788751	After upgrading from TIBCO PortalBuilder 5.1 to PortalBuilder 5.2 and using TIBCO Administrator to upload a PortalBuilder 5.2 EAR file, the upload would fail.
5.4.2	1-78DDVJ	On AIX platforms, an HTTPS-enabled TIBCO Administrator administration server could not start.
5.4.2	1-78QKEO	When upgrading TIBCO BusinessFactor, services added in a new archive were not added correctly. This caused a failure when deploying an application.
5.4.1	1-6U19NL	<p>The following message would appear when starting certain TIBCO components:</p> <pre>log4j:WARN No appenders could be found for logger (org.apache.commons.digester.Digester).</pre> <p>The log4j logging mechanism is included in some components that are bundled with TIBCO Runtime Agent, but is not used. A default configuration for the unused log4j logging mechanism is now provided and the message no longer appears when starting these components.</p>
5.4.1	1-62CUHU	<p>When attempting to start the RepoDeleteInstance utility on Unix, the utility would fail with the following error.:</p> <pre>./RepoDeleteInstance: %TIBCO_TRA_HOME%/bin/repository: not found</pre>
5.4.1	1-70AF3N	The java.property.logFile property allows you to change the location of the TIBCO Domain Utility log file. The property is now available on Unix platforms.

Closed in Release	Change Request ID	Summary
5.4.1	1-717DRV	Database connections were not restored with the Oracle database server. As a result, the TIBCO Administrator GUI would display error messages about the database server not being available in some circumstances, such as listing users.
5.4.1	1-758YTN	<p>Errors resulted when executing a DB2 V8.1 stored procedure using the tibcosoftwareinc.jdbc.db2.DB2Driver driver. An exception similar to the following appeared.</p> <pre>&lt;msg&gt;"JDBC error reported: (SQLState = HY000) - java.sql.SQLException: [tibcosoftwareinc][DB2 JDBC Driver]Transliteration failed, reason: invalid UTF8 data"&lt;/msg&gt;   &lt;msgCode&gt;BW-JDBC-100014&lt;/msgCode&gt;   &lt;sqlState&gt;HY000&lt;/sqlState&gt;   &lt;detailStr&gt;java.sql.SQLException: [tibcosoftwareinc][DB2 JDBC Driver]Transliteration failed, reason: invalid UTF8 data&lt;/detailStr&gt; &lt;/ns1:JDBCSQLException&gt;</pre>
5.4.1	1-75EKKF	<p>When a new TIBCO administration domain is created, a Hawk Agent configuration file is generated in the administration domain directory. The configuration file declares the environment variable "tibco.env.LD_LIBRARY_PATH" on Unix. However, the system environment variable LD_LIBRARY_PATH was not appended.</p> <p>This error affected web applications in the case where Hawk Agent started a web server (such as after a deployment). Symptoms included a failure to load application utilities due to missing libraries.</p>
5.4.1	1-75HG1F	The role path used by TIBCO PortalBuilder portal communities was not created correctly by TIBCO Runtime Agent components.
5.4.1	1-75UN9H	When a TIBCO PortalBuilder application used cookie authentication, cookies for the domain were set incorrectly.
5.4.1	1-7681CT	Single sign-on between TIBCO PortalBuilder 4.5.x and PortalBuilder 5.1 on cookie authenticated portals did not work correctly with web servers, such as Apache Tomcat 5.0, where embedded quotes in the cookie value were stripped off by the web server.
5.4.1	1-76CU51	Servlet engine registration would fail when running TIBCO Domain Utility in command line mode.
5.4.1	1-6X3M8J	Deployment would fail if the deployment application name contained a dot (.).

Closed in Release	Change Request ID	Summary
5.4.1	1-739O92	<p>In TIBCO Designer, importing two adapter configurations one after the other, would delete public scalars in the first imported adapter configuration. An error similar to the following would appear.</p> <pre>Schema error: unable to resolve reference to type "char.10" in namespace http://www.tibco.com/xmlns/ae2xsd/2002/05/ae/scalar/ae</pre> <p>To enable this fix, you must add the following property to the designer.tra file:</p> <pre>java.property.com.tibco.xml.schema.parse.ae.AE_CUSTOM_SCALARARS=true</pre>
5.4.1	1-75XFEHH	The TIBCOtsm.jar file required changes to support deployment changes for the TIBCO BusinessWorks Collaborator release 5.3.0.
5.4.1	1-74KU6M	<p>When using local as the deployment transport, if a global variable value included a space character, an error similar to the following would appear.</p> <pre>org.xml.sax.SAXException: fatal error at line 31, column 95, expected character (found "") (expected ";") at com.tibco.repo.RepoXMLLoader.fatalError(RepoXMLLoader.java:575) ...</pre>
5.4.0	1-6Z6UY5	When using the MigrateDomainStorage utility to migrate a file-based domain data to a database, migration would fail.
5.4.0	1-6CLBV5	After restarting the administration server, status for the TIBCO Enterprise Message Service server would display as unknown in the TIBCO Administrator GUI.
5.4.0	1-6XMLDC	The ExportDomainSecurity utility would fail when run against a large authorization domain.
5.4.0	1-71EXLF	If a client machine was joined to the administration server machine using the remote Rendezvous daemon running on the server machine, AppManage -moveAppData would fail to deploy an application if it was being used to move the data storage from local to rv, and some services were deployed on the client machine.

Closed in Release	Change Request ID	Summary
5.4.0	1-71JK09	When the AppManage -export -ear <archive file> -out <Deployment Configuration file> command was used before creating a domain on a machine, a java.io.FileNotFoundException was thrown and the XML file was not generated.
5.4.0	1-6OV4WJ	When an IBM DB2 database was used as the source of a database portlet item, the following error message could appear in the log file portal-home/logs/servlet-container/portal.log:  java.sql.SQLException: [tibcosoftwareinc][DB2 JDBC Driver][DB2]UserName.SYSUSERS IS AN UNDEFINED NAME  And you could not successfully create the portlet item.
5.4.0	1-6QCLZL	The global variable DirTrace value is used to set the Engine.Log.Dir property for the BusinessWorks Engine. If this value was modified in TIBCO Designer, but not during deployment, the Engine.Log.Dir property would get the default value rather than the modified value.
5.4.0	1-6Q55AJ	In a domain where the Strong Password Policy is enforced, a user is forced to change his or her password on first log-in into the TIBCO Administrator GUI. However, if the user uses an AppManage command, the message warning the user to change the password was hidden in the stack trace. This has been fixed such that the error message is visible to the user.
5.4.0	1-2556XM	Runtime exceptions thrown from customer's code would make the portal unusable. This has been fixed such that any unknown runtime exceptions from role plug-ins are now caught internally and logged and not propagated further.  Genuine runtime exceptions (RoleMembershipRuntimeException) are still thrown since applications need to know about them.
5.4.0	1-1B97WL	Service level global variables at the individual engine level could not be overridden in case where the same process was deployed on multiple engines as part of a load balanced group. See the <i>TIBCO Runtime Agent Scripting Deployment User's Guide</i> for details.
5.4.0	1-6J747D	Local repository dat files were not cleaned up when the application's transport was switched from local to remote (rv or https) and then redeployed.

Closed in Release	Change Request ID	Summary
5.4.0	1-6NJASY	In case of Custom Authentication, the init() method of the plug-in was not called.
5.4.0	1-6ZVUY5	If the TIBCO Rendezvous parameters for a domain were defined using an alias, a user authentication error would occur when modifying the Super User password using TIBCO Domain Utility.
5.4.0	1-6WQR1I	The Repo.logFileMaxNumber setting in tibcoadmin_<domain>.tra had no effect.
5.4.0	1-6Z04Z0	Appmanage -deploy and -undeploy would take an excessive amount of time to complete.  A new "-serialize" option has been added to AppManage that allows you to explicitly choose to serialize deployment. Once it is run once, all deployments for that application will continue to be serialized.
5.4.0	1-700G0W	An incorrect instance name for the deployed application was created when the transport was changed from local to rv in a domain created as a local transport. This resulted in overwriting an application repository .dat file, if the same ear file was deployed as a different application.
5.4.0	1-6NBNX5	When using TIBCO Domain Utility to create a domain with Show Advanced selected, you can set a non default location for TRA Domain Home and Administration Domain Home. If you set a non default location by typing a pathname, and used backslashes (even on Windows platforms) deployed applications would not start.
5.4.0	1-6OZS34	After migrating an administration domain to use TIBCO Runtime Agent 5.3, you had to reload the applications into the domain if you wanted to enable them to use the local deployment option. You can now use the -batchMoveAppData option to change transport settings in batch mode. See the <i>TIBCO Runtime Agent Scripting Deployment User's Guide</i> for details.
5.3.3	1-7URNO5	The TIBCO BusinessWorks Parse XML activity did not release the memory after the job completed.
5.3.3	1-7URNPX	Installation packages for all supported platforms now include the latest JRE 1.4.2 builds that include Daylight Saving Time patches for U. S. time zones for 2007.

Closed in Release	Change Request ID	Summary
5.3.3	1-6MNSY3	Suspending and activating a TIBCO Adapter SDK listener configured for a JMS topic would cause the adapter to crash.
5.3.3	1-7BSX6L	On UNIX, the adapter crashes when a SDK listener configured for JMS queue is suspended and restarted. This has been fixed
5.3.3	1-7BSX71	When you send a few thousand messages to the RPC server in a C++ SDK based multithreaded adapter, the adapter hosting the RPC client crashes with a core dump. This happens in both synchronous and asynchronous scenarios of the RPC service.
5.3.3	1-716XYM	An attempt to invoke a DB2 stored procedure on a DB2 database residing on an OS390 machine resulted in an error.
5.3.3	1-6ZVAGN	The dat file generated by TIBCO Administrator at deployment for TIBCO Adapter for EJB did not include the correct administrator server settings.
5.3.3	1-712HUA	TIBCO Designer 5.3 (and later) was slow and would sometimes hang when a large number of TIBCO BusinessWorks process definitions or adapter configurations (200+) were defined <ul style="list-style-type: none"> <li>• and you saved using File Sharing (especially in a mapped folder of a remote machine) or in CVS.</li> <li>• while loading the project using File Sharing or the CVS option.</li> </ul>
5.3.3	1-6X3ZAA	Locally deployed .DAT files with Adapter archives did not contain the <code>&lt;instanceInfoProperty name="encoding"&gt;</code> property.
5.3.3	1-6Z4BSI	When undeploying and redeploying an application, the check point table name would change for TIBCO BusinessWorks 5.1.3 and the old table would still exist in the database, but there was no way to edit it.
5.3.2	1-6MEVPH	The 64 bit Xerces library was missing on Solaris.
5.3.2	1-5ZTRDK	When a TIBCO BusinessWorks Collaborator archive was loaded and deployed, deployment would fail if the transport was set to local.
5.3.2	1-6B2E3I	When using CVS, a folder rename in TIBCO Designer had no effect with the CVS server repository.
5.3.2	1-6MEVPH	The 64 bit Xerces library was missing on Solaris.

Closed in Release	Change Request ID	Summary
5.3.2	1-6O5W45	<p>The CorpRoleSynchronizer utility and TIBCO Administrator would throw an Out of Memory error for an administration domain that was integrated with a corporate LDAP that contains a large number of groups.</p> <p>When using the utility, on each machine where TIBCO Administrator is installed, modify the heap size as follows in the <code>tibcoadmin_&lt;DOMAIN_NAME&gt;.tra</code> file. This file is found under the <code>&lt;TIBCO_HOME&gt;/administrator/domain/&lt;DOMAIN_NAME&gt;/bin</code> folder.</p> <pre>java.heap.size.max=1024m</pre> <p><b>Additional Recommendations</b></p> <p>For an administration domain that is integrated with a corporate LDAP and synchronizes with more than 5000 groups, in addition to performing the above, it is also recommended to do the following:</p> <ul style="list-style-type: none"> <li>• Run CorpRoleSynchronizer before you start TIBCO Administrator for the first time. (Refer to the <i>TIBCO Administrator Server Configuration Guide</i> for information about running this utility). This ensures that the lengthy process of initial role synchronization is completed up front and Administrator is not penalized to take that load.</li> <li>• In addition, avoid allowing TIBCO Administrator to automatically create roles for corporate groups and thus completely stop it from performing role synchronization. This can be done by setting the flag OFF for "Automatically create Roles for each Corporate Group" in the LDAP Settings for the administration domain (refer to the <i>TIBCO Runtime Agent Domain Utility User's Guide</i>). In this case, you will need to set up the CorpRoleSynchronizer utility to run independently at periodic intervals on one of the machines.</li> </ul>
5.3.2	1-6OEHFP	Cookie authentication logout was not invalidating the session. This caused unpredictable behavior in TIBCO PortalBuilder.
5.3.2	1-6QTK5P	The <code>&lt;xs:whiteSpace value = "collapse" /&gt;</code> element was broken in the validator.
5.3.2	1-6S4T3G	XML file validation would fail for decimal value .00.



Closed in Release	Change Request ID	Summary
5.3.2	1-6S5E6H	Performance was slow when using XPath step expressions with large documents.
5.3.2	1-6SV3KT	Creating a new XML schema or WSDL in a project that already had schemas would fail.
5.3.2	1-6SV74L	Secured properties with non latin-1 characters did not work for TIBCO PortalBuilder due to a problem in decrypting the encrypted values in the underlying library.
5.3.2	1-6U9TYK	When an application was deployed to a machine with TIBCO Runtime Agent 5.3.0 installed and "local" was selected for the transport, global variables of Integer type became Boolean type.
5.3.2	1-6UKC77	In TIBCO Administrator, creating a new role when many roles already existed was very slow.
5.3.2	1-6UWZ2B	A classcast exception would be thrown after using the ImportDomainSecurity utility with overwrite (in versions 5.2 or 5.3). Also, 5.1.3 clients could not use a domain that had roles imported with 5.2 or 5.3 because the standard role membership configuration class didn't exist in 5.1.
5.3.2	1-6V4UWX	A java.net.ConnectException would appear in the log when creating a domain using the domain utility command line tool on any machine that did not have Internet connectivity.

Closed in Release	Change Request ID	Summary
5.3.2	1-6W5K0X	<p>If the repository type for application repositories was set to "BIN" (binary) in the administrator_domain.tra file, some applications were unable to start after an Administrator server restart.</p> <p>Complete the following to apply the fix to existing applications. After installing TIBCO Runtime Agent 5.3.2:</p> <ol style="list-style-type: none"> <li>1. Use the <code>AppManage -batchExport</code> command to export all the existing applications in the domain to a directory in the file system.</li> <li>2. Use <code>AppManage -batchUndeploy</code> to undeploy all the applications. Alternatively, go to the All Applications screen on the Administrator GUI and select all the applications and undeploy them.</li> <li>3. Use <code>AppManage -batchDelete</code> to delete all the applications. Alternatively, go to the All Applications screen on the Administrator GUI and select all the applications and delete them.</li> <li>4. Shut down the Administrator server.</li> <li>5. Go to the <code>&lt;TIBCO_HOME&gt;/administrator/domain/&lt;DOMAIN_NAME&gt;/dat</code> a folder and delete all the application <code>.dat</code> files and <code>.dat.files</code> folders. Caution: Be very careful, not to accidentally delete the <code>SYS_&lt;DOMAIN_NAME&gt;.dat</code> and the <code>AUTH_&lt;DOMAIN_NAME&gt;.dat</code> files, as these are the domain data stores. Administrator will not work if these files are deleted.</li> <li>6. Restart the Administrator server.</li> <li>7. Use <code>AppManage -batchDeploy</code> to deploy all the applications in a batch.</li> </ol>
5.3.2	1-6W5K20	<p>If TIBCO Administrator crashed during deployment, and the deployment was partially complete, the application could get to a state where it could not be undeployed or deleted. The All Applications console would throw a <code>NullPointerException</code> and the domain would also get into an inconsistent state.</p>
5.3.1	1-6LURF9	<p>Using the <code>AppManage</code> utility, a user assigned read-only access to an application could start and stop an application even though write access is required for this privilege.</p>

Closed in Release	Change Request ID	Summary
5.3.1	1-6NBBKP	<p>When using TIBCO Domain Utility to create an administration domain you could specify that a restrictive policy be used for the domain. Similarly, when using the TIBCO Administrator GUI to manage the password policy, you could modify the StrongPolicy.xml file and load it into the domain. The following features in the restrictive policy and StrongPolicy.xml file were not available. They were commented out in the StrongPolicy.xml file:</p> <ul style="list-style-type: none"> <li>• <code>&lt;!-- PasswordAging Max="90" / --&gt;</code></li> <li>• <code>&lt;!-- ForceInitialPasswordChange&gt;true&lt;/ForceInitialPasswordChange --&gt;</code></li> </ul> <p>As a result, users were not forced to change their password on first login and passwords did not expire.</p>
5.3.1	1-6NH7R9	The conversion from an incoming message to an XI node would sometimes return empty.
5.3.1	1-6NJWOF	Users that did not exist in an administration domain (such as TIBCO PortalBuilder portal's administration domain) could not log into applications protected by a custom authentication plug-in.
5.3.1	1-6OEC6J	The WSDLBuilder did not handle AESchema that referred to other AeSchema correctly. If the WSDLBuilder used an AESchema that imported other AESchema, the generated WSDL did not embed the imported AESchema correctly.
5.3.1	1-6OFDQA	When adding a DTD to the TNS cache and validating, a fatal error would occur, stating the stream was closed.
5.3.1	1-6OOWRH	Permissions did not work on roles with dynamic membership.

Closed in Release	Change Request ID	Summary
5.3.1	1-5I2LMH	<p>On Microsoft Windows, after starting the TIBCO Hawk Agent and administration server services and then logging out of the machine, the <code>tibhawkhma.exe</code> service would terminate.</p> <p>Because the <code>tibhawkhma.exe</code> service is directed as an interactive application, it catches the system LOGOFF event and exits. To instruct the <code>tibhawkhma.exe</code> service to run as non-interactive, the following property in the <code>hawkagent_&lt;domain-name&gt;.tra</code> file must be set:</p> <pre>java.property.hma.extended=--nonInteractive</pre> <p>This property is supported only in TIBCO Hawk 4.6. If TIBCO Runtime Agent 5.3 is run with Hawk 4.5.x, the property should be removed from the <code>hawkagent_&lt;domain-name&gt;.tra</code> file before starting the Hawk Agent. In this case, a new <code>tibhawkhma.exe</code> service will be spawned when you have logged back into the system.</p>
5.3.0	1-3S82RD	<p>On HP Itanium platforms, when migrating from TIBCO Runtime Agent 5.1.3 to TIBCO Runtime Agent 5.2.0, by default, the installer did not upgrade TIBCO Rendezvous. But, because the existing TIBCO Rendezvous version did not have the latest OpenSSL libraries packaged, you had to perform a custom installation by selecting TIBCO Rendezvous so it would be re-installed with the OpenSSL libraries.</p>
5.3.0	1-6GABD5	<p>The <code>TIBCOadaptermappers.jar</code> file has been updated with the latest <code>adcom.xsd</code> file.</p>
5.3.0	1-4ZX52C	<p>When using TIBCO Domain Utility to set or change TIBCO Rendezvous parameters used by TIBCO Hawk, an alias could not be used for the service parameter.</p>
5.3.0	1-60ZWVL	<p>When using the JMS transport and a UTF-8 repository, a deserialization error would occur if certain fields were empty.</p>
5.3.0	1-4RIZP3	<p>The validator would report an error if nested sequences were in a content model, even though the XML was valid.</p>
5.3.0	1-5KH9DH	<p>When configuring a Publish Rendezvous Message activity with the Content specified as "Any Element" and the Validation to "Skip", a <code>NullPointerException</code> resulted.</p>
5.3.0	1-5LMCRL	<p>The logout action did not work correctly for Web Server Authentication and allowed an application to create a new Http session within the same browser session.</p>

Closed in Release	Change Request ID	Summary
5.3.0	1-5RJMPX	Deployment would fail on machines that were not connected to the Internet.
5.3.0	1-551CFE	The adapter exited on startup on Windows XP with Service Pack 2. Windows popped up the error, "<adapter-app-name>.exe has encountered a problem and will be closed".
5.3.0	1-67ZWSM	A close_notify alert sent by the Entrust server was not being acknowledged by client programs. This resulted in too many client sockets left open and the server running out of threads if a large number of requests were received.
5.3.0	1-3S82RD	On HP Itanium platforms, when migrating from TIBCO Runtime Agent 5.1.3 to TIBCO Runtime Agent 5.2.0, by default, the installer did not upgrade TIBCO Rendezvous. But, because the existing TIBCO Rendezvous version did not have the latest OpenSSL libraries packaged, you had to perform a custom installation by selecting TIBCO Rendezvous so it would be re-installed with the OpenSSL libraries.
5.3.0	1-5EK536	The domain administration user's password could be changed to null (no password) in the TIBCO Administrator GUI. Because a password is required for the domain administration user, changing it to null would cause it to become out of sync with the password set when TIBCO Domain Utility was used to create the domain, and you would be unable to restart the administration server.
5.3.0	1-5EOEGX	After changing an LDAP based domain to point to a different LDAP server, restarting the administration server, and then clicking the Select LDAP Groups button from the Roles console in the TIBCO Administrator GUI, a <code>java.lang.NullPointerException</code> occurred.
5.3.0	1-5765ZX	If an LDAP group was deleted from the LDAP directory server and you attempted to retrieve group membership for the deleted group (before TIBCO Administrator had synced with the LDAP directory), the message, "Can't connect to the LDAP server" displayed.
5.3.0	1-5FIDYI	After changing an LDAP based domain to use a different base DN, restarting the administration server, and then clicking the Select LDAP Groups button from the Roles console in the TIBCO Administrator GUI, a <code>java.lang.NullPointerException</code> occurred.

Closed in Release	Change Request ID	Summary
5.3.0	1-58OB06	For version 5.2.1, clicking the About button in the TIBCO Administrator GUI displayed the TIBCO Administrator version as 5.2.0_V35 instead of 5.2.1.
5.3.0	1-5B3FQ1	If you deployed applications using TIBCO BusinessWorks 5.2.0 and installed BusinessWorks 5.2.1, the software version was updated to 5.2.1 in all places except the service instance name, which displayed 5.2.0.
5.3.0	1-5AIDMD	When using the AppManage -start command in a fault-tolerant domain where the primary administrator server was down, AppManage -start failed to start a service. An exception occurred irrespective of whether AppManage -start was run from the primary administrator server machine or the secondary administrator server machine.
5.3.0	1-56OJ4D	After creating a repository-based domain and then running the MigrateDomainStorage utility to migrate the repository-based domain to an Oracle database domain, when accessing the All Services Console in the TIBCO Administrator GUI, a <code>java.lang.NullPointerException</code> occurred.
5.3.0	1-5723S1	When closing the TIBCO Administrator GUI (rather than logging out), after setting permissions in the User Management > Security console for an application, and then logging in again, permissions could not be set for the application. A locking error message displayed. The lock could not be broken from the Security console.
5.3.0	1-5C90KJ	On Unix systems, the colon ":" path separator was not handled correctly when appending or prepending the classpath from the Prepend to Classpath and Append to Classpath fields (when editing a service instance under the Server Settings tab in the TIBCO Administrator GUI).
5.3.0	1-5GOB4X	Some applications deployed with version 5.1 failed to start with version 5.2 because of an insufficient stack size. By default version 5.2 requires the stack size to be 256KB, but applications deployed with version 5.1 had the stack size set to 128KB.
5.3.0	1-2Z0OGJ	The XML parser did not validate all mandatory elements and did not throw exceptions for missing elements.

Closed in Release	Change Request ID	Summary
5.3.0	1-2Z6I70	XML rendering created duplicate "xmlns =" "" attributes on the same element.
5.3.0	1-5L0VXL	When using the import utility to import local roles for an LDAP-based domain, the import would fail if the export file was created using the LDAP root base DN.
5.3.0	1-3RPPHY	When using the import utility with the -overwrite flag, the utility failed to import when the group sync role was a member of a local role.
5.3.0	1-3RG7LV	The export utility did not export intersection of role membership information correctly.
5.3.0	1-3RG7LH	Users assigned super user permissions did not appear as super users when exported from one domain and imported to another.
5.3.0	1-3OZ5VX	When using MoveMachine to move a client from one machine to another with the -doAdminUI option, a file not found exception resulted.
5.3.0	1-3DBF5T	The "-agent_name" property in the hawkagent.cfg file was not set to the machine name entered by the user in TIBCO Domain Utility when creating a new domain.
5.3.0	1-3N202L	When using TIBCO Domain Utility in command line mode and adding a JMS server a second time with the same machine name and port, no warning would display that the specified JMS server was already installed.
5.3.0	1-1L9B97	TIBCO Hawk Agent did not parse system uptime correctly.
5.3.0	1-1BMCO1	Multiple JMS Server instances with the same configuration (port, and configuration file) could be added to an administration domain. This resulted in an error when an instance started.
5.3.0	1-1BFXKL	Removing and then re-adding a JMS server plug-in while the referred to tibjmsd was running resulted in a status as 'stopped' vs. 'running'. That is, the state was out of sync.
5.3.0	1-5JXE0P	The MoveMachine utility did not update -agent_name <hostname> property in the hawkagent . cfg file. This caused the Hawk agent to not startup.

Closed in Release	Change Request ID	Summary
5.2.1	1-4616TP	When creating an administration domain with a virtual host name instead of an actual host name, the TIBCO Enterprise Message Service server could be added to the domain and TIBCO BusinessWorks processes and TIBCO adapters could be deployed in the domain. But TIBCO BusinessWorks Workflow components could not be added the domain.
5.2.1	1-4W8M4T	TIBCO Hawk agent threw a <code>java.lang.IllegalArgumentException: Field data is null</code> exception on startup. As a result of this, the TIBCO Enterprise Message Service server was not added to the domain correctly using TIBCO Domain Utility. The status of the TIBCO Enterprise Message Service server and TIBCO BusinessWorks processes was also shown as "Unknown", due to the same reason.
5.2.1	1-30FHH5	When initially deploying an application in a domain that used a database backend for storage, deployment would take an excessive amount of time.
5.2.1	1-3V4IK5	A server, such as a TIBCO Enterprise Message Server, could not be registered in TIBCO Domain Utility using the server's IP address.
5.2.1	1-42ADTL	Authentication failed when TIBCO Runtime Agent was set up with the TIBCO Hawk Trusted security model enabled.
5.2.1	1-49NDHU	When using appManage to change a non fault tolerant group to a fault tolerant group, the change failed.
5.2.1	1-4EMRYP	The TIBCO Enterprise Management Advisor GUI would hang when attempting to add or delete legacy domains. This has been fixed
5.2.1	1-4EOEM1	When migrating from version 5.1 to 5.2, the migration would leave out a step required for TIBCO Enterprise Management Advisor and TIBCO BusinessFactor applications.
5.2.1	1-4FN6QD	On Solaris, the TIBCO Hawk Agent would generate <code>java.lang.ClassCastException</code> messages every minute.
5.2.1	1-4HBD21	For TIBCO BusinessFactor, a local repository file could not be used.
5.2.1	1-4E9SHI	A <code>com.tibco.runtime.pool.ServerNotAvailableException</code> exception was thrown indicating the database server was not available even though the database was up.



Closed in Release	Change Request ID	Summary
5.2.1	1-3YFN1Z	If your domain had a Rendezvous network and the Hawk network parameters were different from Rendezvous, deployments would fail.
5.2.1	1-3PI974	When using a global variable as password type, changing the value during scripting deployment had no effect.
5.2.1	1-3ODVBN	The sum() function threw an error message when the repeating node had a different datatype (one number and one decimal).
5.2.1	1-3Z4SAK	A regular XSD expression restriction was not enforced at runtime.
5.2.1	1-4KIJI5	Xpath would throw errors when comments were included in Xpath expressions.
5.2.1	1-4MJEJA	The TIBCO BusinessWorks Parse XML activity did not release the memory resulting in an OutOfMemoryError.
5.2.1	1-4RJN5	TIBCOadaptermappers.jar now includes the updated XSD file for TIBCO Adapter for MQSeries.
5.2.0	1-26G412	XML validation errors did not appear in the process stack trace.
5.2.0	1-2MD0MO	A performance problem within the SOAP request-reply activity has been addressed. Performance slowed significantly as more threads were added.
5.2.0	1-2D4MPE	The add-to-dateTime function returned erroneous results when the day parameter was greater than 24 regardless of the date passed in.
5.2.0	1-2DD3U0	The concat function would fail to convert to double when used similar to the following: Double1 = concat(String1,".", String2) where string1 ="1234"and string2 ="45"
5.2.0	1-251APQ	A memory leak related the Java Method activity caused the TIBCO BusinessWorks engine to post an out of memory exception.
5.2.0	1-25TQI8	XML validation engine performance has been improved.
5.2.0	1-25Z3PV	The mapper did not apply Nillable correctly to the optional XPath formula.

Closed in Release	Change Request ID	Summary
5.2.0	1-1W5PQ7	The XML Transform activity, when output is in Binary mode, now honors the encoding specified in the stylesheet.
5.2.0	1-1UFJIX	The XPath Formula Builder document() function does not throw a null pointer exception any more.
5.2.0	1-1VKTPQ	When testing a process where an XML Render activity had no input specified, the "Unable to repair source view error" resulted.
5.2.0	1-1WHO7I	The float/double for the individual fields under the Headers field showed the correct notation when written to a file, but when the string function was used (for example, substring-after ("the Headers field"), the scientific notation (E0) displayed instead.
5.2.0	1-1X8N1R	Running a transformation resulted in a java.lang.ArrayIndexOutOfBoundsException error when the number of attributes or namespaces exceeded eight.
5.2.0	1-1XHM7S	If a zero-length string was mapped to an attribute in the mapper, the engine did not create the attribute as output. This was also a problem if the attribute (empty or not) was required.
5.2.0	1-1MHDRX	An error occurred when using a Send HTTP Request activity that was configured to use SSL and the Identity type was Certificate/Private Key.
5.2.0	1-1R3T2Q	When using HTTPS with proxy, the BW engine now works properly without throwing a 'NoRouteToHostException'.
5.2.0	1-1XXJ00	The ami_rvd_session for an existing 5.1.2 administration domain that used non-default TIBCO Rendezvous parameters was not set correctly.
5.2.0	1-1NKO45	If an application was deployed using the AppManage utility and viewed using TIBCO Administrator, sometimes the status displayed correctly as Success, but at other times displayed as Deployable (Last deploy failed).
5.2.0	1-25VJXL	When using the AppManage -deploy command, if the deployment transport was specified as http in the deployment configuration file and a non-admin user was used to do the command-line deployment, an exception was thrown and the deployment was not successful.

Closed in Release	Change Request ID	Summary
5.2.0	1-22OJI1	A TIBCO Rendezvous license expiry warning displayed in the console when running the AppManage utility.
5.2.0	1-1WZFML	For an adapter monitoring event, if a log event was configured for an adapter instance and the adapter instance used the default log file naming convention, the log event was not triggered. If the default was modified, the event worked correctly.
5.2.0	1-1Y8F3Q	After upgrading to TIBCO Runtime Agent 5.1.3, any pre-5.0 C++ adapter that used the default discovery time (5 seconds) failed to deploy.
5.2.0	1-26DS76	When using the AppManage utility to do concurrent deployment in an administration domain that uses a database, some of the deployments failed because they could not find the repository server.
5.2.0	1-27ZMTL	When the number of machines to which each service of an application was deployed crosses a threshold (5-6), deployment failed with an <code>IllegalArgumentException</code> in the case of a repository-based domain and an <code>ArrayIndexOutOfBoundsException</code> in the case of a database-based domain.
5.2.0	1-24SMFT	When the AppManage <code>-export -template</code> option was used to generate a template deployment configuration file, the tags for empty fields were of the form <code>&lt;field/&gt;</code> , rather than <code>&lt;field&gt;&lt;/field&gt;</code> .

Closed in Release	Change Request ID	Summary
5.2.0	1-2FA75G	<p>Some configuration settings in an existing deployment configuration file would get overwritten when a new deployment configuration file was created by exporting a newer version of the archive, using the following option:</p> <pre>AppManage -export -ear &lt;new version of archive&gt; -deployconfig &lt;old deployment configuration file&gt; -out &lt;new deployment configuration file&gt;</pre> <p>The configuration settings can include:</p> <ul style="list-style-type: none"> <li>• NT Service settings</li> <li>• Java settings</li> <li>• Thread Count in the General settings for an existing service instance</li> <li>• Product version and location information for a service to machine binding</li> <li>• In the case where a process had been added to a existing process archive, the new process did not show up in the new deployment configuration file. Deploying the application with this deployment configuration file would keep the process specific settings such as MaxJobs and Activation Limit at their default values.</li> <li>• In the case where a configured application contained a Service with a Log Event configured under its Monitoring tab and a value for the Match field, the exported deployment configuration file will have an empty tag for the Match field.</li> </ul>
5.1.3	1-1N4PNK	A self-signed certificate is now rejected if it is expired or if it is not present in the trusted store.
5.1.3	1-1JQFSI	A message digest may now be extracted from a signed message that does not have authenticated attributes.
5.1.3	1-18MPAU	The CSR Generated by TIBCO Crypto is now accepted by the Thawte CA Server.
5.1.3	1-1LGFT9	Checking a key from one security vendor against one from another vendor now works.
5.1.3	1-1MY8VJ 1-1MY8UQ	Applications using TIBCO Runtime Agent now start, even if the installation path contains spaces.

Closed in Release	Change Request ID	Summary
5.1.3	1-1MVW6R	<p>The wrapper no longer changes ';' to ':' when setting environment variables on UNIX using "tibco.env".</p> <p>If a ".tra" file uses ';' rather than ':' as a path separator on UNIX, then the file must be updated.</p> <p>The wrapper now supports inclusion of "nested" .tra files using the key "tibco.include.tra." The file to be included must be an absolute path.</p> <p>Example</p> <pre>tibco.include.tra /path/to/file/to/include/file_to_include.tra</pre> <p>The path may include substitution variables.</p> <p>Example</p> <pre>tibco.include.tra %TIBCO_HOME%/tra/5.1/file_to_include.tra</pre>
5.1.3	1-1ACGAC	Adding an image resource of type JPEG now works.
5.1.2	1-1E9NJ5 , 8234	Illegal XML characters are now escaped using processing instructions <code>&lt;? tibco-char hex-val?&gt;</code> , so that Java and database data can be properly round-tripped through XML.
5.1.2	8089, 8186, 8188, 8216, 8217, 8218, 8220, 8243 8245, 8252, 8257, 7975, 8253	<p>Internal defects have been fixed to support TIBCO BusinessWorks 5.1.2 Hotfix2.</p> <ul style="list-style-type: none"> <li>Fixed a problem where XML Schema output did not write out default values for elements</li> <li>In XML Schema—fragment of static namespace is rightly not added to the namespace cache as it cannot be picked by namespace. This fix inspects its internal fragments, which is still required.</li> <li>XML Schema <code>&lt;redefine&gt;</code> mechanism is now fully supported.</li> <li>XPath comparison fix—when an operand is a node, the XPath 1.0 rules are now followed, instead of using the Data Model XPath 2.0 comparison.</li> <li>Fixed a defect where XSLT <code>StepExpr</code> was not consolidating duplicate nodes.</li> <li>Fixed a runtime exception defect in XSLT top-level variable instructions.</li> </ul>

Closed in Release	Change Request ID	Summary
5.1.2	7844,8016, 8061,8131, 8146,8156, 8286,8292, 8293,8310, 8329,8334	<ul style="list-style-type: none"> <li>• Back slashes in paths in import and include statements are now handled.</li> <li>• Schemas including other schemas from the same directory sometimes caused the schema picker to show up. This is now fixed.</li> <li>• Error alerts shown when editing a schema sometimes had the standard Java icon instead of the TIBCO Designer icon. This is now fixed.</li> <li>• Fixed several typos in strings.</li> <li>• TIBCO Designer no longer hangs while reopening a project with a schema selected.</li> </ul>
5.1.2	1-18U76T	Exporting a certificate in EXPORT_FORMAT_BASE64_ENCODED_X_509_WITH_NEWLINE format now works for Entrust on Solaris. Without this fix, a JMS SSL connection may fail with a message "unable to load trusted certificate number 1".

Closed in Release	Change Request ID	Summary
5.1.2	1-1DINOI	<p>TIBCO Enterprise for JMS 3.1.2 client libraries are included. TIBCO Enterprise for JMS 3.1.2 C client code fixes several memory leaks.</p> <ul style="list-style-type: none"> <li>• Fixed a memory leak in the C client API associated with SSL.</li> <li>• Fixed a memory leak in the C API function <code>tibjmsMsg_CreateFromBytes()</code>.</li> <li>• Fixed a timing defect associated with closing DUPS_OK sessions. Closing sessions caused the application to exit abruptly on rare occasions.</li> <li>• Fixed a defect in the client library where queue browsers did not detect messages in the undelivered message queue.</li> <li>• Fixed a memory leak associated with deleting temporary topics in the client library.</li> <li>• Fixed a defect associated with the destination attributes <code>sender_name</code> and <code>sender_name_enforced</code>. When these properties were set, Java client receivers would throw an exception.</li> <li>• Removed a dependency of the C client library on additional Solaris libraries (Solaris platforms only).</li> <li>• Fixed a defect in the C client library associated with string properties of messages. If a client program received a message with string properties added another string property and sent the message again, then the send call would fail.</li> <li>• Fixed a memory leak in the client library, associated with closing <code>MsgRequestor</code> objects.</li> </ul>

## Known Issues

---

The table in this section lists the known issues in this release.

Change Request ID	Summary/Workaround
TRA-1547	<p><b>Summary</b> Hawk agent fails to log the return code if starting a service instance failed due to resource limitation.</p> <p><b>Workaround</b> None</p>
TRA-1673	<p><b>Summary</b> When using AppManage to deploy an application to UTF-8 domain, the encoding of the deployed application will change to ISO8859-1 if the administration server is down or has lost its connection.</p> <p><b>Workaround</b> Specify the desired encoding in the configuration file.</p>
TRA-2127	<p><b>Summary</b> Weird characters are sometimes visible in the command line while installing TIBCO Runtime Agent 5.7.0 using the Console Mode on Unix Platforms.</p> <p><b>Workaround</b> None. The characters can be ignored.</p>
TRA-2135	<p><b>Summary</b> At the end of installation of HL7 plug in version 5.2.0, the error message appears: Unable to find start class.</p> <p><b>Workaround</b> Copy wrap.exe from <i>TIBCO_HOME/tra/5.7/bin</i> to <i>TIBCO_HOME/hl7/5.2/bin/registerChameleon.exe</i>. Run registerChameleon.exe.</p>
TRA-2181	<p><b>Summary</b> C++ adapters do not support the 64-bit installation of TIBCO Runtime Agent on Windows.</p> <p><b>Workaround</b> Install the 32-bit version of TIBCO Runtime Agent.</p>
TRA-2210	<p><b>Summary</b> NoClassDefFoundError occurs when starting the domain administrator console from an old version in a TRA 5.7.0 environment.</p> <p><b>Workaround</b> The NoClassDefFoundError can be seen on the administration server console of a non-migrated domain when the hawkagent for the domain is first started after TIBCO Runtime Agent and TIBCO Administrator 5.7.0 have been installed.</p>



Change Request ID	Summary/Workaround
TRA-2212	<p><b>Summary</b> Starting the Adapter Tester from TIBCO Designer 5.7.0 for adapters using old versions of the wrapper that are incompatible with JRE 1.6 encounter the following error:</p> <pre>Failed to find the start class, "com.tibco.adapter.swift.SwiftAdapter" - bad classpath?java.lang.NoClassDefFoundError: com.tibco.adapter.swift.SwiftAdapter Unable to find the start class Exception in thread "main"</pre> <p><b>Workaround</b> Copy the wrap or wrap.exe from <i>TIBCO_HOME/tra/5.7/bin</i> to the adapter executable file as appropriate.</p>
TRA-2279	<p><b>Summary</b> In some situations, some TIBCO software may not be identified as available to the environment.</p> <p><b>Workaround</b> Delete the <i>TIBCO_HOME/.installerregistrylock</i> file.</p>
TRA-2290	<p><b>Summary</b> TIBCO BusinessWorks Collaborator 5.5.1 is not compatible with TIBCO Runtime Agent 5.7.</p> <p><b>Workaround</b> Use TIBCO Runtime Agent 5.6.2 or older versions of TIBCO Runtime Agent.</p>
TRA-2309	<p><b>Summary</b> The TIBCO ActiveMatrix BusinessWorks template file includes <i>icjava</i> directories in the library path that are not created unless TIBCO BusinessWorks Collaborator is installed. This results in process engines failing to start.</p> <p><b>Workaround</b> Manually create the directories <i>TRA_HOME/hotfix/icjava/6.2/lib</i> and <i>TRA_HOME/icjava/6.2/lib</i></p> <p>Run the following commands:</p> <pre>% cd TIBCO_HOME/tra/5.7 % mkdir hotfix/icjava % mkdir hotfix/icjava/6.2 % mkdir hotfix/icjava/6.2/lib % mkdir icjava % mkdir icjava/6.2 % mkdir icjava/6.2/lib</pre>
TRA-2312	<p><b>Summary</b> Authapi sample code is not being substituted.</p> <p><b>Workaround</b> The tra file for Authapi sample code, <i>tra/5.7/sample/auth/bin/RunSample.tra_template</i>, needs environment variable values to be substituted manually.</p>

Change Request ID	Summary/Workaround
TRA-2314	<p><b>Summary</b> After migrating TIBCO Administrator from 5.6.1 to 5.7.0, the following error message displays when starting TIBCO Administrator. Access to Administrator server via the Administrator GUI works fine.</p> <pre>48790 [main] ERROR org.apache.catalina.core. StandardContext - Error starting static Resources java.lang.IllegalArgumentException: Document base /export/home/iqa1/tibco/administrator/5.7/tomcat/webapps/axis2 does not exist or is not a readable directory.</pre> <p><b>Workaround</b> None</p>
TRA-2323	<p><b>Summary</b> When HTTPS is specified as the application configuration data transport and the Administrator server uses HTTPS, applications cannot access their data and deployment of these applications fails.</p> <p><b>Workaround</b> Use local or rv for application data transport.</p>
TRA-2369	<p><b>Summary</b> On the HPPA platform, sometimes an <code>IllegalArgumentException</code> is seen after the administration server has been running for a long time. This is not harmful and may be ignored.</p> <p><b>Workaround</b> None</p>
TRA-2370	<p><b>Summary</b> Previously the Repo commands in the <code>tra/5.7/bin</code> directory that have shell scripts on Unix and batch files on Windows did not have executables. Now they do have executables, but when the executable is run directly you will receive an error.</p> <p><b>Workaround</b> Use the shell or bat files. Alternatively, copy <code>PATH</code>, <code>LD_LIBRARY_PATH</code>, <code>SHLIB_PATH</code> and <code>LIBPATH</code> from <code>AppManage.tra</code> into the <code>tra</code> file you wish to run directly.</p>
TRA-2372	<p><b>Summary</b> TIBCO products cannot be deployed by TIBCO Hawk agents running TIBCO Runtime Agent 5.7. This includes, TIBCO PortalBuilder, TIBCO FormBuilder, TIBCO BusinessWorks Collaborator, TIBCO BusinessFactor and TIBCO iProcess Insight.</p> <p><b>Workaround</b> Do not upgrade TIBCO Hawk agents to TIBCO Runtime Agent 5.7 on machines running TIBCO PortalBuilder.</p>

## Change Request ID

## Summary/Workaround

**TRA-2375** **Summary** An error dialog displays: "This application has failed to start because MSVCR71.dll was not found. Re-installing the application may fix this problem." Microsoft no longer ships MSVCR71.dll in the directory C:\Windows\System32. The wrapper relies on this dll and fails if the file is not found in the path.

**Workaround** Add TIBCO\_HOME\tpcl\5.7\bin to the path environment variable.

**TRA-2389** **Summary** When installing TIBCO Runtime Agent 5.7.0, the TIBCO Hawk post-install updateSetup may fail when TIBCO\_HOME begins with \u characters.

**Workaround** Avoid using \u as the starting characters while creating TIBCO\_HOME on Windows.

**TRA-2392** **Summary** When adapter service is started, the following error appears on the console and the service terminates.  
exec(): 0509-036 Cannot load program /tibco/infraqa/tibco/adapter/adfiles/5.6/bin/adfilesagent because of the following error:

```
rtld: 0712-001 Symbol main was referenced from module
/tibco/infraqa/tibco/tpcl/5.7/lib/libcrypto.so(), but a runtime
definition of the symbol was not found.
```

**Workaround** Prepend \$RV\_HOME/lib before LIBPATH other directories in adbagent\_env.sh. For example:

```
# For AIX
if [ "$LIBPATH" = "" ]
then
    LIBPATH=/infra/infraqa1/tibco/tibrv/8.3/lib:/infra/infraqa1/tibco/ada
    pter/adadb/5.5/lib:/infra/infraqa1/tibco/adapter/adadb/5.5/odbc/lib:/infr
    a/infraqa1/tibco/adapter/sdk/5.5/hotfix/lib:/infra/infraqa1/tibco/adapter
    /sdk/5.5/lib:/infra/infraqa1/tibco/tra/5.7/hotfix/lib:/infra/infraqa1/tib
    co/tra/5.7/lib:/infra/infraqa1/tibco/tpcl/5.7/lib:/infra/infraqa1/tibco/t
    ibrv/8.3/lib:/usr/lib
else
    LIBPATH=/infra/infraqa1/tibco/tibrv/8.3/lib:/infra/infraqa1/tibco/ada
    pter/adadb/5.5/lib:/infra/infraqa1/tibco/adapter/adadb/5.5/odbc/lib:/infr
    a/infraqa1/tibco/adapter/sdk/5.5/hotfix/lib:/infra/infraqa1/tibco/adapter
    /sdk/5.5/lib:/infra/infraqa1/tibco/tra/5.7/hotfix/lib:/infra/infraqa1/tib
    co/tra/5.7/lib:/infra/infraqa1/tibco/tpcl/5.7/lib:/infra/infraqa1/tibco/t
    ibrv/8.3/lib:/usr/lib:$LIBPATH
```

**TRA-2397** **Summary** The MUILangChooser tool doesn't work on the AIX 32-bit or 64-bit platforms.

**Workaround** Add tibco.env.LIBPATH to MUILangChooser.tra, and JVM\_LIB\_DIR to TIBCO\_HOME/tibcojre/1.6.0/lib/ppc\.

Change Request ID	Summary/Workaround
TRA-2400	<p><b>Summary</b> If the line <code>java.property.TIBCO_SECURITY_VENDOR=ibm</code> is added into the <code>domainutility.tra</code> file and then a domain is created with EMS-SSL, the administration server for the domain will not start.</p> <p><b>Workaround</b> Add the line <code>java.property.TIBCO_SECURITY_VENDOR=ibm</code> into the administration server's tra file:  <code>TIBCO_HOME/administrator/domain/domainName/tibcoadmin_domainName.tra</code></p>
TRA-2430	<p><b>Summary</b> The expiry or wait timeout interval for LDAP connection pools does not have a default entry in the <code>AuthorizationDomain.properties</code> file for LDAP based domains that don't use a database.</p> <p><b>Workaround</b> Add <code>tibcoadmin.database.waitTimeoutInterval=30000</code> to the <code>AuthorizationDomain.properties</code> file.</p>
TRA-2605	<p><b>Summary</b> (HP-UX PA-RISC 64-bit Only) Configuration of a supported vendor-supplied database driver fails during installation.</p> <p><b>Workaround</b> Add  <code>TIBCO_HOME/tibcojre64/version_number/lib/PA_RISC2.0W/server</code> to the <code>SHLIB_PATH</code> parameter.</p>
TRA-2611	<p><b>Summary</b> DomainUtility shows two TPCL component versions while adding a servlet engine. But both TPCL component points to only one TPCL installation. Only one, (the first TPCL component entry in the drop-down list) works successfully. If second entry is selected, then DomainUtility shows wait cursor and does not proceed.</p> <p><b>Workaround</b> Use the first TPCL component while adding servlet engines to a domain.</p>
TRA-2626	<p><b>Summary</b> The uninstall shortcut for TIBCO Runtime Agent and TIBCO Designer does not work on Windows 64-bit Platforms.</p> <p><b>Workaround</b> Uninstall the products by selecting <b>All Programs &gt; TIBCO &gt; Uninstall</b> from the Start menu, or by running  <code>TIBCO_HOME/tools/universal_installer/TIBCOUniversalInstaller-x86-64.exe</code>.</p>

Change Request ID	Summary/Workaround
TRA-2643	<p><b>Summary</b> (AIX 6.1 only)</p> <ul style="list-style-type: none"> <li>• If the EMS instance is started from the TIBCO Administrator GUI, the timestamp in the EMS log file is Coordinated Universal Time (CUT) instead of local time.</li> <li>• The date command displays wrong time after including <code>&lt;TPCL_HOME&gt;/lib</code> in <code>LIBPATH</code> on AIX 6.1.</li> </ul> <p><b>Workaround</b> Remove <code>%TPCL_HOME%/lib</code> from <code>tibco.env.LIBPATH</code>.</p>
TRA-2659	<p><b>Summary</b> (Windows Only) When using the default configuration directory to store product configuration information during installation, a warning similar to the following occurs:</p> <p>You do not have write privileges for the path <code>C:\Documents and Settings\User_Name\My Documents\tibco</code>.</p> <p><b>Workaround</b> Change the default configuration directory.</p>
TRA-2681	<p><b>Summary</b> Adding a secondary server to a domain does not work from the Domain Utility GUI if the domain uses SSL-enabled EMS transport.</p> <p><b>Workaround</b> Add a secondary server using <code>domainutilitycmd</code> in command-line mode.</p>
TRA-2801	<p><b>Summary</b> (AIX Only) Creating an EMS SSL based domain with the DataDirect driver backend fails when using Microsoft SQL Server as database.</p> <p><b>Workaround</b> Domain creation works with vendor provided drivers.</p>
TRA-2826	<p><b>Summary</b> The date command displays wrong time on adding <code>&lt;TPCL_HOME&gt;/lib</code> to <code>LIBPATH</code> on AIX 6.1.</p> <p><b>Workaround</b> None</p>
TRA-2836	<p><b>Summary</b> The <code>MUILangChooser.exe</code> application does not work on AIX platforms.</p> <p><b>Workaround</b> In <code>MUILangChooser.tra</code>, add <code>tibco.env.LIBPATH</code> and include <code>TIBCO_HOME/tibcojre/1.6.0/lib/ppc\</code> in <code>JVM_LIB_DIR</code>.</p>
TRA-2840	<p><b>Summary</b> The <code>tibrvnative.jar</code> and <code>tibrvnativesd.jar</code> do not support native encoding MS932.</p> <p><b>Workaround</b> If you are using a character set other than ISO 8859-1, upgrade to TIBCO Rendezvous hotfix (TIBCO Rendezvous 8.3.2 HF6 or 8.4.0 HF2).</p>

Change Request ID	Summary/Workaround
TRA-2990	<p><b>Summary</b> "^M" character is visible in .tra files.</p> <p><b>Workaround</b> None</p>
TRA-3003	<p><b>Summary</b> When migrating from TIBCO Runtime Agent 5.x to 5.8.0, the following exception was thrown:</p> <p><code>TsmSyncTibcoServers exception: java.lang.Exception: Deployment not found in tsm.log</code></p> <p><b>Workaround</b> Remove monitored EMS plug-in before migrating the domain. Add the monitored EMS server back after migration.</p>
TRA-3032	<p><b>Summary</b> An exception is thrown when Join Logical Machine is used at the command line.</p> <p><b>Workaround</b> Use the Domain Utility in the GUI mode.</p>
TRA-3047	<p><b>Summary</b> When the admin service of secondary server domain on the secondary machine is started, an error is displayed in <code>Administrator.log</code>.</p> <p><b>Workaround</b> Restart the TIBCO Administrator process.</p>
TRA-3231	<p><b>Summary</b> [AIX only] Installing TIBCO Runtime Agent on 32-bit platform throws Ant task errors in the logs.</p> <p><b>Workaround</b> It is a harmless error that can be ignored.</p>
TRA-3327	<p><b>Summary</b> Installing TIBCO Runtime Agent on all platforms throws Ant task errors in the logs.</p> <p><b>Workaround</b> It is a harmless error that can be ignored.</p>
TRA-3458	<p><b>Summary</b> When the LGPL assembly download fails, the installation of TIBCO Runtime Agent also fails.</p> <p><b>Workaround</b> None</p>

Change  
Request ID

## Summary/Workaround

- TRA-3866** **Summary** Creating a database domain with Microsoft SQL Server 2005 fails with the following error message:
- ```
DU Error [DomainUtility] AESDKJ-0000 java.lang.Exception:
com.microsoft.sqlserver.jdbc.SQLServerException: SQL Server did not
return a response. The connection has been closed.
```
- Workaround** When using Microsoft SQL Server 2005, add `java.property.com.tibco.security.EntrustLast=true` in the `domainutility.tra`, `tibcoadmin_<domain_name>.tra`, and `hawkagent_<domain name>.tra` files.
- Add this property in all the application `.tra` files which use Microsoft SQL Server 2005.
- 
- 1-AFWVKD** **Summary** After installing TIBCO Runtime Agent 5.6.2 on the AIX platform, `buildlibrary.tra`, `validateproject.tra` and `buildear.tra` still use JRE 1.5:
- ```
tibco.env.LIBPATH
%TPCL_HOME%/lib/httpclient_3.0:%CUSTOM_LIB_PATH%%PSP%%TRA_HOME%/hotf
ix/lib%PSP%%TRA_HOME%/lib%PSP%%TRA_HOME%/hotfix/icjava/6.2/lib%PSP%%
TRA_HOME%/icjava/6.2/lib%PSP%%TPCL_HOME%/lib%PSP%%RV_HOME%/lib%PSP%%
JVM_LIB_DIR%/JVM_FLAVOR%%PSP%%JVM_LIB_DIR%:/tibco/infraqa/tibco/jre
/1.5.0/bin/j9vm:%TPCL_HOME%/tomcat/5.5/compatible/lib:/tibco/infraqa
/tibco/jre/1.6.0/lib/ppc.
```
- Workaround** This is benign behavior. No workaround is required. Alternatively, remove the line beginning `tibco.env.LIBPATH` from each of the three files.
- 
- 1-A7E59B** **Summary** When installing TIBCO Runtime Agent 5.6.2 on the Windows platform, all `tra` files that should be upgraded to use JRE 1.6 via `traUpgradeManager` during installation are successfully updated except one `tra` file `uninstall_admin.tra`.
- Workaround** This is benign behavior. No workaround is required. Alternatively, manually change the reference from JRE 1.5 to 1.6.
- 
- 1-A7JGXS** **Summary** Updating `tra` files to use JRE 1.6.0 fails when installing the 64bit package `TIB_tra-suite_5.6.2_hpux111_hppa_64.tar` on the HP PA 11.23 HP 11iv2 platform.
- Workaround** On HP-UX, ensure that the environment variable `SHLIB_PATH` contains `$TIBCO_HOME/jre/1.6.0/bin/hotspot/:$TIBCO_HOME/jre/1.6.0` before any TIBCO application is started. Manually run `traUpgradeManager` on terminal to upgrade `.tra` files to use JRE 1.6.

Change Request ID	Summary/Workaround
1-AEZOSZ	<p><b>Summary</b> During the TIBCO Runtime Agent 5.6.2 installation, the <code>traUpgradeManager</code> is run, which creates backup files for each <code>tra</code> file that is modified. However, in the case of <code>CorpRoleSynchronizer.tra</code> and <code>traUpgradeManager.tra</code> the backup file points to the new version of TIBCO Rendezvous and JRE. These backup files are not needed and both utilities will work correctly using JRE 1.6 and TIBCO Rendezvous 8.2.</p> <p><b>Workaround</b> To revert the two files to use TIBCO Rendezvous 1.5 and JRE 1.5, use <code>traUpgradeManager</code> from the command line. Specify the JRE 1.5 directory and the TIBCO Rendezvous 8.1 home directory rather than utilizing the <code>-revert</code> flag, which can be used for the other modified files.</p>
1-9RDHBJ	<p><b>Summary</b> TIBCO Runtime Agent 5.6.1 supports TIBCO Adapter SDK 5.4, but in the TIBCO Designer GUI, the TIBCO Adapter SDK version appears as 5.5.1.6_6 in the Runtime window.</p> <p><b>Workaround</b> None</p>
1-9QZS5N	<p><b>Summary</b> The EMS and SSL based domains with the FIPS mode fail to start the hawkagent service.</p> <p><b>Workaround</b> Update the <code>hawkagent.cfg</code> file from:</p> <pre data-bbox="289 895 1178 1277"> ... -ssl_identity TIBCO_HOME/ems/bin/certs/client_identity.p12 #-ssl_private_key &lt;file-name&gt; -ssl_password "#!zxga0q72wx3LZKuQnrnTWiZN09FLf2UIcRSYLhtGAaA=" ... to ... -ssl_identity TIBCO_HOME/ems/bin/certs/client_identity.p12 #-ssl_private_key &lt;file-name&gt; -ssl_password "password" ... </pre> <p>Then restart the hawkagent service.</p>
1-95P0BV	<p><b>Summary</b> (UNIX Only) TIBCO Runtime Agent 5.6 cannot be installed to a folder that contains space in its name.</p> <p><b>Workaround</b> None</p>



Change Request ID	Summary/Workaround
1-95OPBC	<p><b>Summary</b> (Windows Only) After installing TIBCO Runtime Agent 5.6 in a folder that contains spaces in its name, the <code>traDBConfig</code> utility fails to launch because the path to the <code>traDBConfig</code> utility cannot be found.</p> <p><b>Workaround</b> Manually run the <code>traDBConfig</code> utility.</p>
1-95YP6L	<p><b>Summary</b> The <code>buildear</code> utility fails to start when TIBCO Runtime Agent 5.6 is not installed in the default location. That is because the <code>buildear.tra</code> file still refers to the default location: <code>tibco.include.tra</code>  <code>C:/tibco/designer/5.6/bin/designer.tra</code>.</p> <p><b>Workaround</b> Change the default location to your installation location in the <code>buildear.tra</code> file.</p>
1-9571OP	<p><b>Summary</b> (Linux Only) After upgrading TIBCO Runtime Agent from 5.4 to 5.6, an exception similar to the following occurs when adding a TIBCO Enterprise Message Service server to a migrated or new domain.</p> <pre>com.tibco.pof.entity.EntityStoreException: com.tibco.infra.repository.RepoSecurityException: Error authenticate user a com.tibco.infra.repository.OperationFail edException: Can not change encoding from UTF-8 to ISO8859-1 because of other existing connection with different encoding     at com.tibco.pof.entitystore.tibrepo.TibRepoEntityStore.init(TibRe poEntityStore.java:359)     ...     at com.tibco.pof.entitystore.tibrepo.TibRepoEntityStore.init(TibRe poEntityStore.java:339)     ... 37 more</pre> <p><b>Workaround</b> Open the <code>TIBCO_HOME/tra/version/bin/domainutility.tra</code> file, modify the variable <code>tibco.class.path.extended</code>. Change the directory <code>/TIBCO_HOME/tibco/tibrv/lib</code> to <code>/TIBCO_HOME/tibco/tibrv/lib/tibrvj.jar</code>.</p>

Change Request ID	Summary/Workaround
1-95G4IT	<p><b>Summary</b> In a TIBCO Runtime Agent 5.6.0 upgrade scenario with TIBCO BusinessFactor, deployment fails due to a missing entry in the <code>hawkagent_&lt;domain name&gt;.tra</code> file.</p> <p><b>Workaround</b> Manually add <code>{TIBCO_HOME}/bf/&lt;bf-version&gt;/db/lib/classes14.jar</code> to the <code>tibco.class.path.extended</code> property in the <code>{TIBCO_HOME}/tra/domain/&lt;domain-name&gt;/hawkagent_&lt;domain-name&gt;.tra</code> file. For example, for TIBCO BusinessFactor 5.3 installed in <code>C:\tibco</code>, the entry in bold font should be added to the <code>tibco.class.path.extended</code> property as follows:</p> <pre>tibco.class.path.extended=C:\tibco\tra\5.6\hotfix\lib;C:\<b>tibco\bf\5.3\db\lib\classes14.jar</b>;C:\tibco\hawk\lib;...C:\tibco\tpcl\5.6\to mcat\5.5\compatible\lib</pre>
1-94X627	<p><b>Summary</b> If an application is deployed with TIBCO Runtime Agent 5.5 and then deployed with TIBCO Runtime Agent 5.6, the <code>ehcache-1.1.jar</code> and <code>ehcache-1.3.0.jar</code> files will be in the <code>\Tomcat\shared\lib</code> directory.</p> <p><b>Workaround</b> Delete the <code>ehcache-1.1.jar</code> file from the <code>\Tomcat\shared\lib</code> directory.</p>
1-94ROZO	<p><b>Summary</b> If an LDAP domain administrator user has Super User privileges, the user will not be deleted using the <code>DeleteInvalidUser</code> utility.</p> <p><b>Workaround</b> None</p>
1-944LKD	<p><b>Summary</b> (Solaris (SPARC) Only) After installing TIBCO Runtime Agent 5.6, TIBCO Adapter projects using Enterprise Message Service as transport will not start up from TIBCO Designer and the error message "Code = AESDKC-0156, Category = JmsComm, Severity = errorRole, Description = Could not open JMS shared library jms." displays.</p> <p><b>Workaround</b> Remove the <code>libssl.so</code> and <code>libcrypto.so</code> files from the <code>TIBCO_HOME/sdk/version/lib</code> and <code>TIBCO_HOME/sdk/version/lib/64</code> directories.</p>
1-9457DQ	<p><b>Summary</b> When deleting a service for a database domain using the <code>RepoDeleteInstance</code> utility, the warning message "com.tibco.infra.repository.OperationFailedException: error sending instance management request: Failed in deleteSecurityPolicyInstance" displays.</p> <p><b>Workaround</b> The warning can be safely ignored.</p>

Change Request ID	Summary/Workaround
1-93332B	<p><b>Summary</b> (AIX Only) After upgrading TIBCO Runtime Agent from 5.3 to 5.6, non migrated domains will not start up.</p> <p><b>Workaround</b> All the .tra files containing the classpath %TIBCO_HOME%/tibrv/lib or %RV_HOME%/lib need to be changed to point to a specific jar file. You will need to choose either tibrvj.jar or tibrvj.s.d.jar to specify the file. On AIX with 64-bit installations, add tibrvj.jar at the end of the classpath. On AIX with 32-bit installations, add tibrvj.s.d.jar at the end of the classpath. See <i>TIBCO Runtime Upgrading to 5.6</i> for details.</p>
1-93UGU3	<p><b>Summary</b> After upgrading TIBCO Runtime Agent from 5.4 or 5.5 to 5.6, the Status for the applications in a non migrated domain is UNKNOWN and machine statistics such as CPU and Memory Usage for a non migrated domain do not display inside the TIBCO Administrator GUI.</p> <p><b>Workaround</b> None</p>
1-93XSVP	<p><b>Summary</b> (Windows Only) After upgrading TIBCO Runtime Agent from 5.3, 5.4, or 5.5 to 5.6, TIBCO Hawk agent in a non migrated domain will not start up and the error message "The ordinal 3879 could not be located in the dynamic link library LIBEAY32.dll." displays.</p> <p><b>Workaround</b> Delete the libeay32.dll and sslseay32.dll from the <i>TIBCO_HOME/tpcl/version/bin</i> directory. The <i>version</i> is 5.3, 5.4, or 5.5,</p>
1-931LH0	<p><b>Summary</b> (Windows Only) After installing TIBCO ActiveMatrix Adapter for Database 5.5 on top of TIBCO Runtime Agent 5.6, adbagent.exe will not start up.</p> <p><b>Workaround</b> Only keep the OpenSSL libraries (libeay32.dll and sslseay32.dll) in the TIBCO Rendezvous directory and remove them from the other TIBCO products directories such as TIBCO Hawk, Adapter SDK, and TPCL in the TIBCO Runtime Agent directory.</p>
1-922R8X	<p><b>Summary</b> (UNIX Only) After installing TIBCO Runtime Agent 5.6 on a machine where TIBCO Runtime Agent 5.4 or 5.3 has installed and an administrator server is running in the non migrated domains, the Domain Utility will fail to get the domain name of the current running administrator server when creating a domain using TIBCO Rendezvous as the transport type.</p> <p><b>Workaround</b> Open the <i>TIBCO_HOME/administrator/domain/domain_name/bin/tibcoadmin_domain_name.tra</i> file, modify the variable <code>tibco.class.path.extended</code>. Change the directory <i>/TIBCO_HOME/tibco/tibrv/lib</i> to <i>/TIBCO_HOME/tibco/tibrv/lib/tibrvj.jar</i>.</p>

Change Request ID	Summary/Workaround
1-926WVB	<p><b>Summary</b> TIBCO Runtime Agent 5.6 fails to install on a machine where a standalone TIBCO Rendezvous 8.1.0 and TIBCO Runtime Agent 5.5.4 have been installed and the error message "INTERNAL ERROR: Verification of TIBCO RV 8.1.1 installation failed. Version 8.1.1 does not match with the version in the readme file at C:\tibco\tibrv" displays.</p> <p><b>Workaround</b> Upgrade TIBCO Rendezvous from 8.1.0 to 8.1.1 separately before installing TIBCO Runtime Agent 5.6.</p>
1-92X4KK	<p><b>Summary</b> (HP-UX (PA-RISC) Only) After installing TIBCO Runtime Agent 5.6 with 64-bit package, launching Domain Utility, and clicking the <b>Next</b> button, the warning "could not initialize impl class com.installshield.wizard.platform.hpux.service.file.HpuxFileServiceImpl " displays in the console.</p> <p><b>Workaround</b> None</p>
1-93L03S	<p><b>Summary</b> TIBCO Rendezvous does not support OpenSSL on AIX and HP-UX platforms with the 64-bit TIBCO Runtime Agent 5.6.0 installation.</p> <p><b>Workaround</b> None</p>
1-93AYKI	<p><b>Summary</b> The C++ adapters using JMS do not start up on Solaris platforms with TIBCO Runtime Agent 5.6.0 installed.</p> <p><b>Workaround</b> Remove the libssl and libcrypto openssl libraries from the <code>TIBCO_HOME/adapters/sdk/version/lib</code> directory.</p>

Change  
Request ID

## Summary/Workaround

1-93005F

**Summary** (UNIX Only) After registering TIBCO BusinessWorks Collaborator components to a domain, the `TIBCOservers-Workflow_Server_Server_Name` and `TIBCOservers-Document_Repository_Server_Server_Name-9001` services will not start up.

**Workaround** If you installed 32-bit TIBCO Runtime Agent, change the JVM paths to 32-bit JVM paths in the `TIBCOservers-Workflow_Server_Server_Name.tra` and `TIBCOservers-Document_Repository_Server_Server_Name-9001.tra` files.

If you have installed 64-bit TIBCO Runtime Agent, follow these steps to fix the issue:

1. Change the JVM paths to the 64-bit JVM paths in the `TIBCOservers-Workflow_Server_Server_Name.tra` and `TIBCOservers-Document_Repository_Server_Server_Name-9001.tra` files.
2. Copy the `TIBCO_HOME/tra/version/bin/wrap64` file to `TIBCO_HOME/BWC/version/server/server_name/bin/` and rename `wrap64` to `IcTSMStartRepDaemon`.
3. Copy the `TIBCO_HOME/tra/version/bin/wrap64` file to the `TIBCO_HOME/BWC/version/server/server_name/bin/` directory and rename `wrap64` to `IcTSMStartServer`.
4. Modify the variable `tibco.class.path.extended` in the `TIBCOservers-Workflow_Server_Server_Name.tra` and `TIBCOservers-Document_Repository_Server_Server_Name-9001.tra` files. Change the directory `TIBCO_HOME/tibrv/version/lib` to `TIBCO_HOME/tibrv/version/lib/tibrvj.jar`.

1-91R685

**Summary** (AIX Only) After upgrading TIBCO Runtime Agent from 5.5.2 to 5.6, the service instances in a domain can not start up.

**Workaround** Follow these steps:

1. Create a temporary directory, for example `TIBCO_HOME/temp`.
2. Navigate to `TIBCO_HOME/tibrv/version/lib` and process the following commands:
 

```
mv tibrvj.jar tibrvnative.jar tibrvnativesd.jar TIBCO_HOME/temp
mv TIBCO_HOME/temp/*.jar TIBCO_HOME/tibrv/version/lib
```
3. Open the `TIBCO_HOME/tra/domain/domain_name/application/application_name/service_instance.tra` file and modify the variable `tibco.env.STD_EXT_CP`. Change the directory `%RV_HOME%/lib` to `%RV_HOME%/lib/tibrvj.jar`.

Change Request ID	Summary/Workaround
1-91RIPV	<p><b>Summary</b> After upgrading TIBCO Runtime Agent and TIBCO Administrator from 5.5 to 5.6 on Solaris or AIX platforms, the applications deployed with version 5.5 or 5.6 fail to start up and the error message "java.lang.UnsatisfiedLinkError: Library not found: tibrvnativesd" displays.</p> <p><b>Workaround</b> Open the <code>TIBCO_HOME/bw/version/bin/bwengine.tra</code> file, modify the variable <code>tibco.env.STD_EXT_CP</code>. Change the directory <code>%RV_HOME%/lib</code> to <code>%RV_HOME%/lib/tibrvj.jar</code>. Then redeploy the applications.</p>
1-940G27	<p><b>Summary</b> After upgrading TIBCO Runtime Agent from 5.4 to 5.6, the applications in the non migrated domains will not start up on Linux platforms.</p> <p><b>Workaround</b> Modify the <code>tibco.class.path.extended</code> variable by changing the directory <code>/TIBCO_HOME/tibco/tibrv/lib</code> to <code>/TIBCO_HOME/tibco/tibrv/lib/tibrvj.jar</code> in the <code>tibcodomain_domain_name.tra</code>, <code>hawkagent_domain_name.tra</code>, and <code>AppManage.tra</code> files.</p>
1-848NJ1	<p><b>Summary</b> Disk Usage for a machine do not display correctly inside the TIBCO Administrator GUI on Linux platforms.</p> <p><b>Workaround</b> None</p>
1-8SWHGP	<p><b>Summary</b> TIBCO Runtime Agent 5.6 with 64-bit package can not be installed on top of an old 32-bit TIBCO Runtime Agent.</p> <p><b>Workaround</b> Upgrade the old 32-bit TIBCO Runtime Agent to 64-bit manually using instructions in <i>TIBCO Runtime Agent Installation</i> version 5.5 and install 64-bit TIBCO Runtime Agent 5.6.</p>
1-8TMAXT	<p><b>Summary</b> After installing TIBCO Runtime Agent 5.6 with 64-bit package, the TIBCO BusinessWorks service instances will not start up.</p> <p><b>Workaround</b> Follow these steps:</p> <ol style="list-style-type: none"> <li>1. Copy <code>TIBCO_HOME/tra/5.6/bin/wrap64</code> to <code>TIBCO_HOME/bw/version/bin</code>, delete the <code>bwengine</code> file, and rename <code>wrap64</code> to <code>bwengine</code>.</li> <li>2. Change the 32-bit JVM path to 64-bit JVM path in the <code>TIBCO_HOME/bw/version/bin/bwengine.tra</code> file.</li> <li>3. Open the <code>TIBCO_HOME/bw/version/bin/bwengine.tra</code> file and modify the <code>tibco.env.STD_EXT_CP</code> variable. Change the directory <code>%RV_HOME%/lib</code> to <code>%RV_HOME%/lib/tibrvj.jar</code>.</li> </ol>

Change Request ID	Summary/Workaround
1-8Z133B	<p><b>Summary</b> TIBCO Runtime Agent 5.5.4 Java components are compiled with JDK 1.5. This may have indirect issues with other Java version dependent software.</p> <p><b>Workaround</b> None</p>
1-8ZLV64	<p><b>Summary</b> (Linux Only) After installing TIBCO Runtime Agent 5.6 on top of TIBCO Runtime Agent 5.4, the applications in the non migrated domains will not start up.</p> <p><b>Workaround</b> The .tra file for the application that contains the classpath %TIBCO_HOME%/tibrv/lib or %RV_HOME%/lib needs to be changed to point to either tibrvj.jar or tibrvjsd.jar.</p>
1-8ZLV76	<p><b>Summary</b> After upgrading TIBCO Runtime Agent from 5.4 to 5.6, the TIBCO BusinessWorks, TIBCO Adapter for ActiveDatabase, and TIBCO Adapter for Files processes in the migrated domain will not start up on Linux and HP-UX platforms.</p> <p><b>Workaround</b> All the .tra files containing the classpath %TIBCO_HOME%/tibrv/lib or %RV_HOME%/lib need to be changed to point to a specific .jar file. You will need to choose either tibrvj.jar or tibrvjsd.jar to specify the file. On HP-UX with 64-bit installations, add tibrvj.jar at the end of the classpath. On Linux platforms with 64-bit and 32-bit installations, add tibrvjsd.jar at the end of the classpath. See <i>TIBCO Runtime Upgrading to 5.6</i> for details.</p>
1-8XLRMF	<p><b>Summary</b> On AIX 64-bit operating systems, using 64-bit TIBCO Rendezvous over SSL is not supported.</p> <p><b>Workaround</b> Use 32-bit TIBCO Rendezvous.</p>
1-8RRIMI	<p><b>Summary</b> The aesend and Aelisten utilities fail to start up because of the missing xerces-c_2_1.dll file on Windows operating systems.</p> <p>The aesend and Aelisten utilities fail to start up due to the missing libmaverick53.so file on UNIX operating systems.</p> <p><b>Workaround</b> None</p>
1-8QRAMV	<p><b>Summary</b> (HP-UX 11i, v3 (PA-RISC) Only) TIBCO Rendezvous and TIBCO Hawk fail to uninstall because of the missing Tibuninstal.bin files under TIBCO_HOME/tibrv/version/_uninst and TIBCO_HOME/hawk/_uninst.</p> <p><b>Workaround</b> To uninstall TIBCO Rendezvous or TIBCO Hawk, navigate to the TIBCO_HOME/tibrv/version/_uninst or TIBCO_HOME/hawk/_uninst directory and process the following command:</p> <pre>\$ java -cp uninstaller.jar run</pre>

Change Request ID	Summary/Workaround
1-8RX3XZ	<p><b>Summary</b> Some installers of TIBCO products such as TIBCO BusinessWorks, TIBCO Adapter for Files and so on fail to update the <code>TIBCO_HOME/bw/version/bin/BuildLibrary.tra</code> file with the classpath and palette path.</p> <p><b>Workaround</b> Open the <code>TIBCO_HOME/bw/version/bin/BuildLibrary.tra</code> file, update the variable <code>tibco.env.CUSTOM_PALETTE_PATH</code> according to the same variable in <code>TIBCO_HOME/designer/version/bin/designer.tra</code>.</p>
1-8ZLV4H	<p><b>Summary</b> (Linux Only) After installing TIBCO Runtime Agent 5.6 on top of TIBCO Runtime Agent 5.4, you will fail to remove a TIBCO Enterprise Message Service Plug-in server from a migrated domain.</p> <p><b>Workaround</b> In the Encoding drop-down list, select <b>UTF-8</b> when creating a domain.</p>
1-8ZLV76	<p><b>Summary</b> After installing TIBCO Runtime Agent 5.6 on top of TIBCO Runtime Agent 5.4 on a 64 operation system, adding an Enterprise Message Service server to a domain will not start up.</p> <p><b>Workaround</b> Use 32-bit TIBCO Rendezvous.</p>
1-8V8XJM	<p><b>Summary</b> After installing TIBCO Runtime Agent 5.6 on top of TIBCO Runtime Agent 5.4 on a 64-bit operation system, an Enterprise Message Service server will not be added to a domain.</p> <p><b>Workaround</b> Use the <code>domainutility.tra</code> utility to add an Enterprise Message Service server to a domain.</p>
1-8WCHYX	<p><b>Summary</b> After installing TIBCO Runtime Agent 5.5.4 on top of TIBCO Runtime Agent 5.5.0 or 5.5.2 or installing TIBCO Runtime Agent 5.6, the TIBCO Adapter for ActiveDatabase applications will not start up if using HTTP to communicate with the administration server.</p> <p><b>Workaround</b> None</p>
1-75PJI7	<p><b>Summary</b> Tomcat server uses localhost name instead of virtual machine name when creating a TIBCO Administrator domain in a cluster environment. This causes a port conflict when two TIBCO Administrator servers running on the same physical node with the same http port number.</p> <p><b>Workaround</b> The localhost's name used in the <code>server.xml</code> file must match the name of the sub-directory file under the <code>tomcat/config/Catalina</code> directory.</p>



Change Request ID	Summary/Workaround
1-8KWJMP	<p><b>Compatibility with TIBCO BusinessWorks, TIBCO Designer, TIBCO Hawk 4.7 and TIBCO Runtime Agent 5.5.x</b></p> <p>When Rendezvous 8.x, TIBCO Hawk 4.7 (or older), TIBCO Designer and TIBCO BusinessWorks coexist on the same host computer, an OpenSSL version mismatch prevents correct operation of Rendezvous activities within BusinessWorks processes running in the Designer debugger.</p> <p>Rendezvous 8.x transports require a newer version of OpenSSL, while Hawk 4.7 supplies an older version. Installing BusinessWorks modifies a directory path in <code>designer.tra</code>, causing Rendezvous transports to use the wrong version of OpenSSL.</p> <p><b>Workaround</b></p> <p>In the file <code>designer.tra</code>, modify the variable <code>tibco.env.CUSTOM_PATH</code>. Add the directory <code>rv_8x_home/bin</code> to the value of this path variable, ensuring that it <i>precedes</i> the directory <code>tibco_home/hawk/bin</code>.</p>
1-8X91V9	<p><b>Summary</b> On AIX, client authentication is not supported in an EMS domain with SSL enabled.</p> <p><b>Workaround</b> None</p>
1-8A33V3	<p><b>Summary</b> When using Domain Utility, the error, The ordinal 3212 cannot be located in the dynamic link library <code>libeay32.dll</code> appears.</p> <p><b>Workaround</b> Only keep the OpenSSL libraries (<code>libeay32.dll</code> and <code>ssleay32.dll</code>) in the TIBCO Rendezvous directory and remove them from the other TIBCO products directories such as TIBCO Hawk, Adapter SDK, and TPCL in the TIBCO Runtime Agent directory.</p>
1-6PCC5L	<p><b>Summary</b> When a database is taken down, but the database server is not actually stopped, the number of database connections grows while the database is unavailable, and those connections remain even after the database server becomes available again.</p> <p><b>Workaround</b> Increase the database re connection interval to a value that is higher than or equal to the time taken to close a connection. The re connection interval is set using the <code>java.property.tibcoadmin.database.waitTimeoutInterval</code> property in the administration server properties file.</p>
1-6OJOB9	<p><b>Summary</b> After registering the servlet engine for Weblogic clusters, the cluster name is not validated in Domain Utility.</p> <p><b>Workaround</b> None</p>

Change Request ID	Summary/Workaround
1-7MTQTD	<p><b>Summary</b> On AIX 5.3 platforms, Tibuninstall.bin is not created in the <code>_uninst</code> directories for <code>tra</code>, <code>designer</code>, <code>jre</code>, and <code>tpcl</code>.</p> <p><b>Workaround</b> Uninstall <code>tra</code>, <code>designer</code>, <code>jre</code> or <code>tpcl</code> by changing directory to the corresponding product's <code>_uninst</code> directory and running the following command:</p> <pre>java -cp uninstaller.jar run</pre>
1-7CHU1T	<p><b>Summary</b> When Microsoft Active Directory 2003 is used as the LDAP server, it will throw an exception if any query is written to return over 10,000 groups. This occurs when querying from the TIBCO Administrator GUI and CorpRoleSynchronizer.</p> <p><b>Workaround</b> Break the query into multiple sub queries each of which returns less than 10,000 groups.</p>
1-7D3E78	<p><b>Summary</b> If TIBCO Runtime Agent 5.4 and Runtime Agent 5.5 are installed on the same machine, the following can occur.</p> <p>When creating an administration domain using TIBCO Domain Utility that is installed with Runtime Agent 5.4, in the Administrator Configuration screen, the drop down list of TIBCO Administrator versions defaults to TIBCO Administrator 5.4. But TIBCO Administrator 5.4 is not supported for use with Runtime Agent 5.4. If you use the default, the following error will display:</p> <pre>-- Error -- com.tibco.objectrepo.NotAllowedException: Illegal null parameter at com.tibco.objectrepo.object.ObjectProvider.getObject(ObjectProvider. java:227) .... com.tibco.administrator.du.task.createdomain.CreateDomainTask.execut e(CreateDomainTask.java:335)</pre> <p><b>Workaround</b> Select TIBCO Administrator 5.3 from the Administrator Version field when creating a Runtime Agent 5.4 administration domain.</p>
1-7PBYYZ	<p><b>Summary</b> TIBCO BusinessFactor™ 5.2 (and earlier) Aggregator deployment fails in an administration domain that uses TIBCO Enterprise Message Service as the message transport.</p> <p><b>Workaround</b> None</p>

Change  
Request ID

## Summary/Workaround

**1-77GC2G** **Summary** TIBCO Administrator cannot reconnect to the database if the database is taken offline and then brought back online.

Note that this defect applies to taking the database offline and back online. If the tablespace is taken offline and brought back, that is handled correctly. Similarly, if the database is fully shut down and restarted, that is also handled correctly. Note also that the Oracle Enterprise Manager web page that is used to take the database offline has a button labeled "shutdown" that actually takes the database offline.

**Workaround** Use Oracle Administration Assistant to select a database and choose "stop service" and then later choose "start service". TIBCO Administrator will then reconnect correctly.

If you take the individual tablespaces offline, TIBCO Administrator will then reconnect correctly.

If you shutdown the database and don't want to stop the service, then you must restart the TIBCO Administrator server.

**1-3RFPXR** **Summary** After installing TIBCO Runtime Agent 5.2 or 5.3 on a machine that has TIBCO Runtime Agent 5.1.x installed, the installer launches TIBCO Domain Utility to upgrade domains. However, the installer does not always launch TIBCO Domain Utility and does not always go to the Migration category.

**Workaround** Launch TIBCO Domain Utility from the command line. The utility is installed in the *install-path\tibco\tra\5.5\bin* folder. Choose the Migration category and click Upgrade Domains from 5.1 or 5.2 or 5.3 to 5.4.

**1-751A0N** **Summary** When installing TIBCO Runtime Agent on a Windows machine, if the Rendezvous daemon (rvd) is not shutdown prior to installation, the installer is not able to upgrade Rendezvous correctly, even after a system reboot. As a result TIBCO Administrator and TIBCO Hawk Agent will not start-up correctly.

**Workaround** Stop all TIBCO applications including the Rendezvous daemon and re-install TIBCO Runtime Agent 5.5. Select the Custom Install option and upgrade Rendezvous from 7.5.1 to 7.5.2.

**1-795OYR** **Summary** On some AIX machines the TIBCO Runtime Agent installer does not create the `Tibuninstall.bin` file under the `tra\5.5\_uninstall` folder. As a result, Runtime Agent cannot be uninstalled using TIBCO Installation Manager.

**Workaround** Use the following command to uninstall Runtime Agent:

```
java -cp tibcohome\tra\5.5\_uninst\uninstaller.jar run
```

Change Request ID	Summary/Workaround
1-3A3B2H	<p><b>Summary</b> When starting the TIBCO Hawk Agent, the microagent (<code>tibhawkhma.exe</code>) does not start if the administration domain is not upgraded to at least 5.2.</p> <p>For example, a machine has TIBCO Runtime Agent 5.1 installed (with Hawk 4.2.1) and a Hawk Agent is running on the machine (<code>hawkagent_domain.exe</code> and <code>tibhawkhma.exe</code>). After upgrading to TIBCO Runtime Agent 5.2 (with Hawk 4.5.0), but not migrating the domain, when re-starting the Hawk Agent, the microagent (<code>tibhawkhma.exe</code>) does not start.</p> <p><b>Workaround</b> Open the <code>TIBCO_TRA_DOMAIN_HOME\domain\hawkagent.cfg</code> file and comment the following line:</p> <pre># -log_dir "C:/tibco/tra/domain/domain/logs"</pre>
1-3OWQBV	<p><b>Summary</b> If an export file created using the <code>ExportDomainSecurity</code> utility has two roles defined both as LDAP synchronized roles and local roles, the local role with the conflicting name doesn't get its membership set.</p> <p>The problem occurs only when there are roles with the same path where one or more are LDAP synchronized roles and the other is a local role.</p> <p>If the local role has at least one member role defined, the second message is logged, and the console displays an error.</p> <p>If the local role doesn't have a role as a member, adding user members to the local role fails with the first message, but the second message does not display and is not flagged as an error.</p> <p><b>Workaround</b> None</p>
1-6ZYAYD	<p><b>Summary</b> If you have defined external variables using TIBCO Hawk Display and the external variables have trailing space characters, a "no valid data source" error will be generated by Hawk Display.</p> <p><b>Workaround</b> Remove the trailing spaces from each variable that has them.</p>
1-7H28B3	<p><b>Summary</b> On Unix platforms, the unable to find <code>tibrv.tkt</code> in Path appears when starting TIBCO Hawk Agent and the administration server.</p> <p><b>Workaround</b> None. The message can be ignored.</p>

Change Request ID	Summary/Workaround
1-7HWJKD	<p><b>Summary</b> The files created by the <code>generate_jars.xml</code> ANT script are placed in the <code>TIBCO_HOME/tra/dependency</code> directory. If the same machine has two different versions of Runtime Agent running and servlets use different versions, they would conflict.</p> <p><b>Workaround</b> None</p>
1-7PBYZK	<p><b>Summary</b> When using a TIBCO Enterprise Message Service based domain for deploying a TIBCO BusinessFactor project on a Sun One Web server, the BAM desktop does not display.</p> <p><b>Workaround</b> Add <code>TIBCO_TRA_HOME/lib/TIBCOjms.jar</code> to the JVM Path Settings-&gt;Classpath Suffix from Sun One Web Server Administrator. This change is reflected in the <code>server.xml</code> file of the Sun One Web Server.</p> <p>Add <code>TIBCO_TRA_HOME/lib/TIBCOjms.jar</code> to Classpath in <code>start.bat</code> and <code>shutdown.bat</code> files in <code>TIBCO_TRA_DOMAIN_HOME/domain-name/SunOne/bin/</code>.</p>
1-6VRS31	<p><b>Summary</b> When using ClearCase, after renaming a folder, the original folder is not deleted from the project. An error occurs when checking in the renamed folder. After closing and reopening the project, both the original folder and renamed folder exist in the project.</p> <p><b>Workaround</b> None</p>
1-6QK23T	<p><b>Summary</b> Occasionally warning messages similar to the following are written to the TIBCO Administrator or CorpRoleSynchronizer logs for an administration domain that is integrated with an LDAP directory server. The messages appear the first time Administrator or CorpRoleSynchronizer is run against a new administration domain.</p> <pre>Warn [Role] AESDKJ-0000 [main] No Membership config defined for Role &lt;name&gt;.</pre> <p><b>Workaround</b> These are harmless messages and will not affect the role synchronization process.</p>
1-72BE7F	<p><b>Summary</b> The deployment process fails when using TIBCO BusinessWorks FormBuilder. The process fails because it is unable to create a shared archive file. This occurs because the <code>DUServletEngine.jar</code> file is available both in the Runtime Agent <code>lib</code> directory and the FormBuilder <code>lib</code> directory.</p> <p><b>Workaround</b> Remove the <code>DUServletEngine.jar</code> file from the FormBuilder <code>lib</code> directory and use the <code>CreatePlatformArchive</code> utility (available in the FormBuilder <code>bin</code> directory) to create a shared archive file.</p>

Change Request ID	Summary/Workaround
1-6EHEQF	<p><b>Summary</b> On Unix systems if a service defined in the <code>/etc/services</code> file is not a numeric value, TIBCO Domain Utility prints an exception similar to the following in the console window and continues. The exception is harmless and can be ignored.</p> <pre>Warn -- java.lang.NumberFormatException: For input string: "tibhawksvc" . . . at java.lang.Thread.run(Thread.java:534)</pre> <p><b>Workaround</b> None</p>
1-6LTX3G	<p><b>Summary</b> When installing TIBCO Runtime Agent 5.2.0 or later on a machine that has Runtime Agent 5.1.3 installed, the Hawk Agents under 5.1.3 can not start HMA.</p> <p><b>Workaround</b> Comment out the <code>-logdir</code> and <code>-rvd_session</code> properties in the <code>install-path/tibco/hawk/bin/hawkhma.cfg</code> file.</p>
1-4KQBZ5	<p><b>Summary</b> On Windows 2003, for machines that do not have service pack 1 installed, the installer creates the vpd property files in the user's home directory rather than <code>c:\windows</code>. Because Hawk Agent only searches for vpd property files under <code>c:\windows</code>, Hawk Agent cannot find the files and as a result, the administration domain is not updated with installed software.</p> <p><b>Workaround</b> Upgrade Windows 2003 with service pack 1 prior to installing TIBCO software. Or, use the following procedure after installation to copy the vpd files to <code>c:\windows</code> each time TIBCO software is installed.</p> <ol style="list-style-type: none"> <li>1. After installing TIBCO software, change directory to the user's home directory. For example:  <pre>cd C:\Documents and Settings\<i>&lt;user-name&gt;</i></pre> </li> <li>2. Copy the vpd files to <code>c:/windows</code>. For example:  <pre>copy vpd.* c:/windows</pre> </li> </ol>
1-1OLB6D	<p><b>Summary</b> Deleting a database-based domain when the database server is down takes a long time to complete.</p> <p><b>Workaround</b> None</p>
1-1U2ZU4	<p><b>Summary</b> The folder names in the installation path specified for TIBCO Runtime Agent should not contain spaces. TIBCO products cannot be deployed correctly from TIBCO Administrator if the <code>TIBCO_HOME</code> (established by the TIBCO Runtime Agent installation) contains spaces.</p> <p><b>Workaround</b> Reinstall TIBCO Runtime Agent using an installation path that does not contain spaces.</p>

Change Request ID	Summary/Workaround
1-5ZTRD7	<p><b>Summary</b> If TIBCO Runtime Agent 5.2 and TIBCO BusinessWorks Workflow 5.2 are installed on a cluster group node's local drive, the workflow servers cannot be started or stopped from other nodes in the cluster group.</p> <p><b>Workaround</b> To workaround this issue:</p> <ol style="list-style-type: none"> <li>1. From the first active cluster node, launch TIBCO Domain Utility and add the bundled servlet engine, workflow server, and document repository server to the domain.</li> <li>2. Start TIBCO Hawk Agent from the first cluster node.</li> <li>3. Move the cluster group to another cluster node.</li> <li>4. From that cluster node, launch TIBCO Domain Utility and add only the bundled servlet engine with the same port as in step 1 to the domain again.</li> <li>5. Stop TIBCO Hawk Agent</li> <li>6. Remove the TIBCOservers.properties file from the <code>\$TIBCO_TRA_DOMAIN_HOME/\$TIBCO_DOMAIN_NAME/startup</code> directory</li> <li>7. Restart TIBCO Hawk Agent.</li> </ol>
1-5ZTRDP	<p><b>Summary</b> Deployment fails if a domain is configured in a non standard location for TIBCO BusinessWorks Workflow 5.2 and it is installed in a cluster group.</p> <p><b>Workaround</b> None.</p>
1-60Z4CR	<p><b>Summary</b> A duplicate servlet container displays in the list of containers to be bound to a TIBCO BusinessWorks Workflow application when setting up a cluster.</p> <p><b>Workaround</b> None</p>
1-5XVR6K	<p><b>Summary</b> When using TIBCO Adapter for Files in a Microsoft Windows cluster, the adapter will not start if it must access files in a directory that resides on a mapped network drive.</p> <p><b>Workaround</b> None</p>
1-5FIDY1	<p><b>Summary</b> For an LDAP based domain, after doing a manual sync or after an auto sync occurs, the administrator server log file displays the following incorrect value: "Elapsed time required in recaching of groups : [0] seconds "</p> <p><b>Workaround</b> None</p>

Change Request ID	Summary/Workaround
1-SP2Z1	<p><b>Summary</b> On the HP-UX platform TIBCO application that use .tra files won't start and display the following error:  /usr/lib/dld.sl: Can't open shared library:   /tsi/ae/tools/JDK/1.3.1/h7_110/jre/lib/PA_RISC2.0/hotspot/libjvm.sl  /usr/lib/dld.sl: No such file or directory  Abort(coredump)</p> <p><b>Workaround</b> On HP-UX, the environment variable SHLIB_PATH must contain \$TIBCO_HOME/jre/1.5.0/hotspot:\$TIBCO_HOME/jre/1.5.0 before the TIBCO application is started.</p>
1-RM5U2	<p><b>Summary</b> C++ repository client applications do not provide information to the server that allows the server to validate the certificate if the client is using HTTPS for communication.</p> <p>The client application is still able to authenticate itself to the server, and this authentication is enforced. Client-server communication works and will be encrypted. What is missing, is that the server can not verify that the client has an accepted certificate in addition to having the correct userid/password.</p> <p><b>Workaround</b> None</p>
1-L4VWS	<p><b>Summary</b> SDK Installer: The TIBCO Runtime Agent SDK Suite installer does not upgrade the SDK components if installed over an existing TRA suite install. All components are marked as installed.</p> <p><b>Workaround</b> Choose the Custom Installation and ask for a Reinstallation of the "Runtime and SDK" component. This will reinstall TRA but with the SDK components.</p>
1-K68WP	<p><b>Summary</b> The TIBCO wrapper does not support multi-byte characters in command line arguments.</p> <p><b>Workaround</b> None</p>
1-2JW4IO	<p><b>Summary</b> The <code>buildear</code> utility throws an exception if it is run over a telnet session, without setting the <code>DISPLAY</code> to the telnet client machine.</p> <p><b>Workaround</b> In the telnet window, type:</p> <pre>setenv DISPLAY &lt;Telnet Client Machine&gt;:0.0.</pre> <p>Then use the <code>buildear</code> utility. If the telnet session is from a Windows machine to a UNIX machine, you will need an X-Windows simulator on the Windows machine.</p>



Change Request ID	Summary/Workaround
1-6E44BH	<p><b>Summary</b> When attempting a silent installation using a response file, the installation fails.</p> <p><b>Workaround</b> None</p>
1-6HJHXG	<p><b>Summary</b> When creating an administration domain with Default Policy selected under Configure Password Policy and then specifying the administrator credentials without enough characters, a validation error appears with an incorrect message. The last two lines of the message should read: May contain current user ID: Yes May contain current password: Yes</p> <p><b>Workaround</b> None</p>
1-7C76WW	<p><b>Summary</b> When using the ImportDomainSecurity utility to import ACLs into an administration domain, the Use intersection of role membership option (set in the TIBCO Administrator GUI) is ignored.</p> <p><b>Workaround</b> Use the TIBCO Administrator GUI to manually set the Use intersection of role membership option.</p>
1-7E6RFR	<p><b>Summary</b> When exporting from an administration domain integrated with an LDAP server and importing to a domain integrated with a different LDAP server, users from both LDAP directories appear, but when attempting to use a user from the non integrated LDAP server, the operation fails.</p> <p><b>Workaround</b> None</p>
1-7DRLZD	<p><b>Summary</b> For an administration domain that uses TIBCO Enterprise Message Service as the message transport and is integrated with an LDAP server, LDAP groups do not display in the TIBCO Administrator GUI Roles console.</p> <p><b>Workaround</b> Restart the administration server and the LDAP groups will appear in the Roles console.</p>
1-7P542L	<p><b>Summary</b> When using TIBCO Domain Utility to add a machine to an administration domain that uses TIBCO Enterprise Message Service as the message transport and enabling SSL, after providing the SSL properties and clicking Next, Domain Utility freezes and is unable to continue.</p> <p><b>Workaround</b> Use TIBCO Domain Utility to add the machine to the domain with SSL disabled. Start Domain Utility and change the Enterprise Message Service properties to use SSL by selecting Server Setting &gt; Change Transport Parameters.</p>

Change Request ID	Summary/Workaround
1-7GFBQN	<p><b>Summary</b> On Microsoft Windows platforms, when the administration server is running as a service and the administration server is started from the command line, the administration server started from the command line runs as a secondary server. No message appears warning that the administration server is already running or that the server port is in use.</p> <p><b>Workaround</b> None</p>
1-638EB0	<p><b>Summary</b> TIBCO Runtime Agent installs a bundled TIBCO Hawk Agent. On Unix, even if TIBCO Enterprise Message Service has been installed before installing TIBCO Runtime Agent, if a standalone TIBCO Hawk package is not installed, <code>EMS_ROOT=%TIBCO_EMS_HOME%</code> in the <code>startagent</code> and <code>tibhawkpassword</code> shell scripts under <code>TIBCO_HOME/hawk/bin</code> are not substituted with the actual Enterprise Message Service home directory.</p> <p><b>Workaround</b> Edit the <code>startagent</code> and <code>tibhawkpassword</code> shell scripts with the actual Enterprise Message Service home directory.</p>

Change  
Request ID

## Summary/Workaround

1-2G9JZ5

**Summary** When using the AppManage utility to create a new deployment configuration file and the only change to the archive is that a service inside the archive (adapter, process or formflow) has been renamed, all information pertaining to the configuration done on that service is lost in the new deployment configuration file.

For example, in the case where you have an archive file with an adapter or a process archive defined:

- You upload this archive in TIBCO Administrator and do some configuration changes on it, such as add additional machine bindings, change service level variable values, add monitoring configuration, modify service instance level settings, and so on.
- Next, you create a deployment configuration file by exporting the above application. Now you decide to change the name of the process or the adapter archive inside the enterprise archive. You then rebuild the enterprise archive.
- You then use the following command to generate a new deployment configuration file.

```
AppManage -export -ear new version of archive -deployconfig  
old deployconfig file -out new deployconfig file
```

Because one or more services have been renamed, the AppManage utility treats it as if a new service was added and an old service was removed. The utility has no way of knowing that an old service has been renamed. The new deployment configuration file will not have any of the configuration settings that had been done previously.

**Workaround** If you change the name of any service, manually modify the service name in the deployment configuration file, rather than using the AppManage utility to regenerate a deployment configuration file with the new service name.

1-26HQB9

**Summary** If using AppManage -deploy to deploy a large number of concurrent deployments (10 or more) on a domain that uses a database, the deployment fails.

**Workaround** Use AppManage -batchDeploy to deploy multiple applications in one operation.

Change Request ID	Summary/Workaround
1-1AXM3B	<p><b>Summary</b> Custom Hawk Methods sometimes do not show up in TIBCO Administrator.</p> <p>TIBCO Adapter SDK requires that the property <code>tibco.hawk.microagent.name</code> be set to register custom hawk methods. TIBCO Administrator sets the property <code>tibco.hawk.microagent.name</code> when an adapter is deployed. If the property <code>tibco.hawk.microagent.name</code> is not set (the adapter is not deployed and the property is not set in the adapter <code>.tra</code> file), the observed behavior is that sometimes methods appear in the Hawk Display and other times they do not.</p> <p><b>Workaround</b> Deploy the adapter from TIBCO Administrator or set the property <code>tibco.hawk.microagent.name</code> in the adapter <code>.tra</code> file.</p>
1-18UFUA	<p><b>Summary</b> On Windows 2000 servers, the GUI for TIBCO Designer and Domain Utility will not launch if <code>pcAnywhere</code> (Symantec, Inc.) is running. In that case, processes can be seen as launched in Task Manager, but the application's GUI cannot be seen on the screen.</p> <p><b>Solution</b> Stop the <code>pcAnywhere</code> service. This is a fact of life, no fix is planned.</p>
1-11RLN2	<p><b>Summary</b> TIBCO Runtime Agent may not be installed into a directory whose path contains double-byte characters, otherwise applications requiring Runtime Agent will not find Runtime Agent during installation.</p> <p><b>Workaround</b> None</p>
1-7HFJ6V	<p><b>Summary</b> If you install TIBCO Runtime Agent on a machine as a non-root user, then change permissions on the directory where the software was installed, and attempt to install other software components on the same machine, the following error results:</p> <p>"Failed to update <code>&lt;dir&gt;/tra/5.0/bin/schemas.xml</code>. Error is Value too large for defined data type"</p> <p><b>Workaround</b> Do not change permissions on the directory after the software is installed.</p>
1-7HFJ97	<p><b>Summary</b> If a properties file is edited manually with some characters that cannot be directly represented in ISO 8859-1 character encoding, the file must be converted to ISO8859-1 encoding (for example, using Java's NATIVE2ASCII tool).</p> <p><b>Workaround</b> None</p>

**Change  
Request ID****Summary/Workaround**

**1-7HIRSO** **Summary** File sharing violation normally occurs, if the user attempts to reinstall or uninstall the product, while the product or any of its Window services is running. The installer and uninstaller will display a Reboot Panel, if they encounter any file sharing violation. In such a case, user must select the option to reboot the system. This is because, those files that had file sharing violation are marked for delete on system reboot. If the user does not reboot the system and continues to do further installation or uninstallation, then this will result in some of the files especially jar files or dll files being deleted during the next system reboot.

**Workaround** Select the option to reboot the system, whenever the installer or uninstaller displays a Reboot Panel.

---

**1-7HIRT6** **Summary** Sometimes the Uninstallation Summary Panel says 'Choose Finish to exit the Wizard', but only Next button is available. Selecting Next, will display the Reboot Panel. This happens only when the last panel is a Reboot Panel. The Reboot Panel is displayed, whenever the uninstaller detects a file sharing violation. You are strongly encouraged to select the Reboot option.

**Workaround** Select Next button and the uninstaller will display Reboot Panel.

---

Change  
Request ID

## Summary/Workaround

1-7HIRV7

**Summary** On HP-UX and AIX platforms, even though the correct version of TIBCO Runtime Agent version is already installed on the system, installation of a product that depends on TIBCO Runtime Agent may fail in the dependency resolution.

The TIBCO product installer maintains the registry information in the `vpd.properties.tibco.systemName` file. The value for `systemName` is determined by `InetAddress.getLocalHost().getHostName()`. However, the method `getHostName()`, returns different values based on the JRE versions used. For example, on AIX, JRE 1.3.1 returns only `systemName`, whereas JRE 1.4.0 returns `systemName.domainName`. Because of this, the installer is not able to load the correct registry file.

**Workaround** On Unix platforms, the installer registry file `vpd.properties.tibco.systemName` is located in the user's home directory.

Case 1: If the `vpd.properties.tibco.systemName` file exists:

```
$ cd user's_home_directory
$ ln -s vpd.properties.tibco.systemName
    vpd.properties.tibco.systemName.domainName
```

For example:

```
$ cd ~
$ ln -s vpd.properties.tibco.upside
vpd.properties.tibco.upside.tibco.com
```

where `upside` is `systemName`, and `tibco.com` is `domainName`

Case 2: If the `vpd.properties.tibco.systemName.domainName` file exists:

```
$ cd user's_home_directory
$ ln -s vpd.properties.tibco.systemName.domainName
vpd.properties.tibco.systemName
```

For example:

```
$ cd ~
$ ln -s vpd.properties.tibco.upside.tibco.com
vpd.properties.tibco.upside
```

where `upside` is `systemName`, and `tibco.com` is `domainName`.